





































































2015 Impatient Birder's Guide (USA Lower 48)

Species Top 10s

Row	Rank	Species	State	Date	% of Checklists	Quality
1	282	<b>Black-bellied Whistling-Duck</b>	<b>Texas</b>	<b>Apr 22-30</b>	 15%	
2	282	Black-bellied Whistling-Duck	Texas	Apr 8-14	 14%	
3	282	Black-bellied Whistling-Duck	Texas	Apr 15-21	 14%	
4	282	Black-bellied Whistling-Duck	Louisiana	Jul 8-14	 13%	
5	282	Black-bellied Whistling-Duck	Texas	Jul 22-31	 13%	
6	282	Black-bellied Whistling-Duck	Texas	Jul 1-7	 13%	
7	282	Black-bellied Whistling-Duck	Texas	Jun 22-30	 13%	
8	282	Black-bellied Whistling-Duck	Texas	Jun 1-7	 13%	
9	282	Black-bellied Whistling-Duck	Texas	Aug 1-7	 13%	
10	282	Black-bellied Whistling-Duck	Texas	Apr 1-7	 13%	
1	484	<b>Fulvous Whistling-Duck</b>	<b>Louisiana</b>	<b>May 1-7</b>	 5%	
2	484	Fulvous Whistling-Duck	Louisiana	Apr 22-30	 5%	
3	484	Fulvous Whistling-Duck	Louisiana	Jul 1-7	 5%	
4	484	Fulvous Whistling-Duck	Louisiana	Jul 15-21	 4%	
5	484	Fulvous Whistling-Duck	Louisiana	Jul 8-14	 4%	
6	484	Fulvous Whistling-Duck	Texas	Apr 22-30	 4%	
7	484	Fulvous Whistling-Duck	Louisiana	Jun 22-30	 3%	
8	484	Fulvous Whistling-Duck	Texas	Apr 15-21	 3%	
9	484	Fulvous Whistling-Duck	Louisiana	Jul 22-31	 3%	
10	484	Fulvous Whistling-Duck	Louisiana	May 15-21	 3%	
1	784	<b>Taiga Bean-Goose</b>	<b>Washington</b>	<b>Dec 8-14</b>	0%	
2	784	Taiga Bean-Goose	Washington	Dec 15-21	0%	
3	784	Taiga Bean-Goose	California	Nov 8-14	0%	
4	784	Taiga Bean-Goose	Nebraska	Jan 1-7	0%	
5	784	Taiga Bean-Goose	California	Nov 15-21	0%	
6	784	Taiga Bean-Goose	California	Nov 22-30	0%	
7	784	Taiga Bean-Goose	California	Jan 8-14	0%	
8	784	Taiga Bean-Goose	California	Dec 1-7	0%	
9	784	Taiga Bean-Goose	California	Dec 8-14	0%	
10	784	Taiga Bean-Goose	California	Dec 15-21	0%	
1	748	<b>Tundra Bean-Goose</b>	<b>Oregon</b>	<b>Nov 15-21</b>	 1%	
2	748	Tundra Bean-Goose	Oregon	Nov 8-14	 1%	
3	748	Tundra Bean-Goose	Oregon	Nov 22-30	0%	
4	748	Tundra Bean-Goose	Oregon	Dec 22-31	0%	
5	748	Tundra Bean-Goose	Oregon	Dec 1-7	0%	
6	748	Tundra Bean-Goose	California	Oct 15-21	0%	
7	748	Tundra Bean-Goose	Oregon	Dec 15-21	0%	
8	748	Tundra Bean-Goose	Oregon	Dec 8-14	0%	
9	748	Tundra Bean-Goose	California	Dec 1-7	0%	
10	748	Tundra Bean-Goose	California	Nov 22-30	0%	
1	646	<b>Pink-footed Goose</b>	<b>New Jersey</b>	<b>Dec 8-14</b>	 2%	
2	646	Pink-footed Goose	Rhode Island	Jan 8-14	 2%	
3	646	Pink-footed Goose	Maryland	Feb 1-7	 1%	

2015 Impatient Birder's Guide (USA Lower 48)

Species Top 10s

Row	Rank	Species	State	Date	% of Checklists	Quality
4	646	Pink-footed Goose	Maine	Nov 15-21	1%	▲
5	646	Pink-footed Goose	New Jersey	Jan 8-14	1%	▲
6	646	Pink-footed Goose	New Jersey	Mar 8-14	1%	▲
7	646	Pink-footed Goose	Maine	Oct 15-21	1%	▲
8	646	Pink-footed Goose	Vermont	Apr 8-14	1%	▲
9	646	Pink-footed Goose	Rhode Island	Jan 15-21	1%	◆
10	646	Pink-footed Goose	New Jersey	Feb 1-7	1%	▲
<b>1</b>	<b>304</b>	<b>Greater White-fronted Goose</b>	<b>Nebraska</b>	<b>Mar 8-14</b>	<b>16%</b>	▲
2	304	Greater White-fronted Goose	Louisiana	Dec 15-21	15%	▲
3	304	Greater White-fronted Goose	Louisiana	Oct 22-31	14%	▲
4	304	Greater White-fronted Goose	South Dakota	Mar 15-21	13%	◆
5	304	Greater White-fronted Goose	Nebraska	Mar 1-7	13%	◆
6	304	Greater White-fronted Goose	Kansas	Mar 1-7	12%	▲
7	304	Greater White-fronted Goose	Nebraska	Mar 15-21	12%	▲
8	304	Greater White-fronted Goose	Iowa	Mar 8-14	12%	▲
9	304	Greater White-fronted Goose	Kansas	Nov 1-7	11%	▲
10	304	Greater White-fronted Goose	Kansas	Nov 8-14	11%	▲
<b>1</b>	<b>861</b>	<b>Graylag Goose</b>	<b>Connecticut</b>	<b>Mar 8-14</b>	<b>0%</b>	▲
2	861	Graylag Goose	Connecticut	Feb 22-28	0%	▲
3	861	Graylag Goose	Connecticut	Mar 1-7	0%	▲
<b>1</b>	<b>679</b>	<b>Emperor Goose</b>	<b>Washington</b>	<b>Feb 8-14</b>	<b>0%</b>	▲
2	679	Emperor Goose	Washington	Dec 8-14	0%	▲
3	679	Emperor Goose	Washington	Dec 22-31	0%	▲
4	679	Emperor Goose	Washington	Feb 22-28	0%	▲
5	679	Emperor Goose	Washington	Jan 8-14	0%	▲
6	679	Emperor Goose	Washington	Dec 1-7	0%	▲
7	679	Emperor Goose	Washington	Jan 1-7	0%	▲
8	679	Emperor Goose	Washington	Dec 15-21	0%	▲
9	679	Emperor Goose	Oregon	Dec 1-7	0%	▲
10	679	Emperor Goose	California	Dec 8-14	0%	●
<b>1</b>	<b>217</b>	<b>Snow Goose</b>	<b>Nebraska</b>	<b>Mar 8-14</b>	<b>36%</b>	▲
2	217	Snow Goose	Nebraska	Mar 1-7	32%	◆
3	217	Snow Goose	Delaware	Dec 8-14	29%	◆
4	217	Snow Goose	Nebraska	Mar 15-21	27%	▲
5	217	Snow Goose	Delaware	Dec 22-31	25%	▲
6	217	Snow Goose	Delaware	Dec 15-21	25%	◆
7	217	Snow Goose	Delaware	Nov 22-30	24%	◆
8	217	Snow Goose	North Dakota	Nov 1-7	21%	◆
9	217	Snow Goose	Kansas	Mar 1-7	21%	▲
10	217	Snow Goose	South Dakota	Mar 15-21	21%	◆
<b>1</b>	<b>378</b>	<b>Ross's Goose</b>	<b>Louisiana</b>	<b>Dec 15-21</b>	<b>9%</b>	▲
2	378	Ross's Goose	Nebraska	Mar 8-14	9%	▲
3	378	Ross's Goose	Nebraska	Mar 1-7	9%	◆












































2015 Impatient Birder's Guide (USA Lower 48)

Species Top 10s

Row	Rank	Species	State	Date	% of Checklists	Quality
4	378	Ross's Goose	North Dakota	Nov 8-14	8%	◆
5	378	Ross's Goose	Kansas	Mar 1-7	7%	▲
6	378	Ross's Goose	Nebraska	Mar 15-21	7%	▲
7	378	Ross's Goose	Kansas	Feb 22-28	7%	▲
8	378	Ross's Goose	New Mexico	Nov 15-21	7%	▲
9	378	Ross's Goose	Kansas	Dec 15-21	6%	▲
10	378	Ross's Goose	Louisiana	Dec 8-14	6%	▲
<b>1</b>	<b>260</b>	<b>Brant</b>	<b>Rhode Island</b>	<b>Feb 22-28</b>	<b>20%</b>	◆
2	260	Brant	Rhode Island	Mar 1-7	19%	◆
3	260	Brant	Rhode Island	Mar 8-14	17%	◆
4	260	Brant	Rhode Island	Mar 15-21	16%	◆
5	260	Brant	Rhode Island	Mar 22-31	15%	◆
6	260	Brant	Rhode Island	Apr 1-7	15%	◆
7	260	Brant	Rhode Island	Feb 8-14	15%	◆
8	260	Brant	Rhode Island	Feb 1-7	14%	◆
9	260	Brant	Rhode Island	Apr 8-14	13%	◆
10	260	Brant	Rhode Island	Jan 22-31	13%	◆
<b>1</b>	<b>619</b>	<b>Barnacle Goose</b>	<b>Rhode Island</b>	<b>Jan 8-14</b>	<b>3%</b>	◆
2	619	Barnacle Goose	New Jersey	Dec 22-31	1%	▲
3	619	Barnacle Goose	Connecticut	Nov 22-30	1%	▲
4	619	Barnacle Goose	Rhode Island	Jan 15-21	1%	◆
5	619	Barnacle Goose	New Jersey	Dec 15-21	1%	▲
6	619	Barnacle Goose	Massachusetts	Nov 8-14	1%	▲
7	619	Barnacle Goose	New Hampshire	Dec 15-21	1%	▲
8	619	Barnacle Goose	Connecticut	Nov 1-7	1%	▲
9	619	Barnacle Goose	New Jersey	Jan 15-21	1%	▲
10	619	Barnacle Goose	New Jersey	Dec 8-14	1%	▲
<b>1</b>	<b>279</b>	<b>Cackling Goose</b>	<b>Kansas</b>	<b>Dec 15-21</b>	<b>20%</b>	▲
2	279	Cackling Goose	North Dakota	Nov 1-7	19%	◆
3	279	Cackling Goose	North Dakota	Nov 15-21	19%	◆
4	279	Cackling Goose	Kansas	Dec 8-14	17%	◆
5	279	Cackling Goose	Kansas	Jan 8-14	16%	▲
6	279	Cackling Goose	Kansas	Nov 22-30	16%	▲
7	279	Cackling Goose	Kansas	Jan 1-7	16%	▲
8	279	Cackling Goose	Oregon	Nov 8-14	16%	▲
9	279	Cackling Goose	Oregon	Nov 1-7	16%	▲
10	279	Cackling Goose	Kansas	Jan 22-31	16%	▲
<b>1</b>	<b>13</b>	<b>Canada Goose</b>	<b>Ohio</b>	<b>Mar 15-21</b>	<b>58%</b>	▲
2	13	Canada Goose	Ohio	Mar 22-31	57%	▲
3	13	Canada Goose	Ohio	Apr 1-7	56%	▲
4	13	Canada Goose	Wyoming	Apr 1-7	56%	◆
5	13	Canada Goose	Ohio	Apr 8-14	55%	▲
6	13	Canada Goose	Illinois	Mar 8-14	55%	▲

2015 Impatient Birder's Guide (USA Lower 48)

Species Top 10s

Row	Rank	Species	State	Date	% of Checklists	Quality
7	13	Canada Goose	Ohio	Apr 15-21	 54%	▲
8	13	Canada Goose	Illinois	Mar 15-21	 54%	▲
9	13	Canada Goose	Ohio	Mar 8-14	 54%	▲
10	13	Canada Goose	Wyoming	Apr 8-14	 54%	◆
1	156	<b>Mute Swan</b>	<b>Rhode Island</b>	<b>Mar 8-14</b>	 <b>24%</b>	◆
2	156	Mute Swan	Rhode Island	Mar 1-7	 20%	◆
3	156	Mute Swan	Rhode Island	Jan 22-31	 20%	◆
4	156	Mute Swan	Rhode Island	Mar 15-21	 20%	◆
5	156	Mute Swan	New Jersey	Oct 22-31	 19%	▲
6	156	Mute Swan	New Jersey	Oct 8-14	 19%	▲
7	156	Mute Swan	New Jersey	Sep 15-21	 19%	▲
8	156	Mute Swan	Rhode Island	Apr 1-7	 18%	◆
9	156	Mute Swan	New Jersey	Sep 8-14	 18%	▲
10	156	Mute Swan	Rhode Island	Feb 22-28	 18%	◆
1	342	<b>Trumpeter Swan</b>	<b>Ohio</b>	<b>May 8-14</b>	 <b>10%</b>	●
2	342	Trumpeter Swan	Wyoming	Dec 22-31	 9%	◆
3	342	Trumpeter Swan	Washington	Dec 22-31	 8%	▲
4	342	Trumpeter Swan	Washington	Nov 22-30	 7%	▲
5	342	Trumpeter Swan	Washington	Dec 1-7	 7%	▲
6	342	Trumpeter Swan	Wyoming	Jan 1-7	 7%	◆
7	342	Trumpeter Swan	Wyoming	Nov 1-7	 7%	◆
8	342	Trumpeter Swan	Wyoming	Dec 1-7	 7%	◆
9	342	Trumpeter Swan	Wyoming	Nov 22-30	 7%	◆
10	342	Trumpeter Swan	Missouri	Nov 22-30	 6%	▲
1	296	<b>Tundra Swan</b>	<b>North Dakota</b>	<b>Nov 1-7</b>	 <b>24%</b>	◆
2	296	Tundra Swan	North Dakota	Oct 22-31	 23%	◆
3	296	Tundra Swan	North Dakota	Oct 15-21	 17%	◆
4	296	Tundra Swan	North Dakota	Nov 8-14	 16%	◆
5	296	Tundra Swan	Delaware	Nov 22-30	 14%	◆
6	296	Tundra Swan	Delaware	Nov 15-21	 14%	◆
7	296	Tundra Swan	Delaware	Dec 8-14	 13%	◆
8	296	Tundra Swan	Delaware	Dec 22-31	 12%	▲
9	296	Tundra Swan	Delaware	Nov 8-14	 12%	◆
10	296	Tundra Swan	Delaware	Mar 1-7	 11%	◆
1	669	<b>Whooper Swan</b>	<b>Wyoming</b>	<b>Dec 15-21</b>	 <b>2%</b>	◆
2	669	Whooper Swan	Wyoming	Feb 8-14	 1%	◆
3	669	Whooper Swan	Wyoming	Feb 1-7	 1%	◆
4	669	Whooper Swan	Wyoming	Jan 22-31	 1%	◆
5	669	Whooper Swan	Wyoming	Dec 8-14	 1%	◆
6	669	Whooper Swan	Wyoming	Dec 1-7	 0%	◆
7	669	Whooper Swan	Wyoming	Jan 8-14	 0%	◆
8	669	Whooper Swan	Wyoming	Jan 15-21	 0%	◆
9	669	Whooper Swan	Wyoming	Nov 22-30	 0%	◆

2015 Impatient Birder's Guide (USA Lower 48)

Species Top 10s

Row	Rank	Species	State	Date	% of Checklists	Quality
10	669	Whooper Swan	Wyoming	Feb 22-28	0%	◆
1	545	<b>Egyptian Goose</b>	<b>Florida</b>	<b>Dec 8-14</b>	<b>1%</b>	▲
2	545	Egyptian Goose	Florida	Dec 15-21	1%	▲
3	545	Egyptian Goose	Florida	Dec 1-7	1%	▲
4	545	Egyptian Goose	Florida	Jul 1-7	1%	▲
5	545	Egyptian Goose	Florida	Nov 1-7	1%	▲
6	545	Egyptian Goose	Florida	Oct 22-31	1%	▲
7	545	Egyptian Goose	Florida	Oct 8-14	1%	▲
8	545	Egyptian Goose	Florida	Feb 15-21	1%	●
9	545	Egyptian Goose	Florida	Aug 22-31	1%	▲
10	545	Egyptian Goose	Florida	Nov 15-21	1%	▲
1	462	<b>Muscovy Duck</b>	<b>Florida</b>	<b>Dec 8-14</b>	<b>5%</b>	▲
2	462	Muscovy Duck	Florida	Dec 15-21	4%	▲
3	462	Muscovy Duck	Florida	Feb 15-21	4%	●
4	462	Muscovy Duck	Florida	Oct 22-31	4%	▲
5	462	Muscovy Duck	Florida	Jan 1-7	4%	●
6	462	Muscovy Duck	Florida	Dec 22-31	4%	●
7	462	Muscovy Duck	Florida	Dec 1-7	4%	▲
8	462	Muscovy Duck	Florida	Jan 15-21	4%	●
9	462	Muscovy Duck	Florida	Nov 1-7	4%	▲
10	462	Muscovy Duck	Florida	May 1-7	4%	▲
1	59	<b>Wood Duck</b>	<b>Ohio</b>	<b>Apr 15-21</b>	<b>26%</b>	▲
2	59	Wood Duck	Louisiana	Mar 15-21	25%	▲
3	59	Wood Duck	Ohio	Apr 8-14	25%	▲
4	59	Wood Duck	Ohio	Apr 22-30	25%	●
5	59	Wood Duck	North Dakota	May 1-7	24%	◆
6	59	Wood Duck	Indiana	Apr 15-21	24%	▲
7	59	Wood Duck	Louisiana	Mar 8-14	24%	▲
8	59	Wood Duck	Louisiana	Feb 22-28	23%	▲
9	59	Wood Duck	Louisiana	Feb 8-14	23%	▲
10	59	Wood Duck	Indiana	Apr 1-7	23%	▲
1	74	<b>Gadwall</b>	<b>Kansas</b>	<b>Nov 8-14</b>	<b>29%</b>	▲
2	74	Gadwall	Kansas	Nov 1-7	27%	▲
3	74	Gadwall	Arkansas	Dec 15-21	25%	▲
4	74	Gadwall	North Dakota	Oct 22-31	25%	◆
5	74	Gadwall	North Dakota	Jun 8-14	24%	▲
6	74	Gadwall	North Dakota	Jul 1-7	23%	◆
7	74	Gadwall	North Dakota	Jun 15-21	23%	▲
8	74	Gadwall	Kansas	Nov 15-21	23%	▲
9	74	Gadwall	North Dakota	Oct 15-21	23%	◆
10	74	Gadwall	Texas	Dec 15-21	22%	●
1	691	<b>Falcated Duck</b>	<b>California</b>	<b>Dec 8-14</b>	<b>0%</b>	●
2	691	Falcated Duck	California	Dec 15-21	0%	●

2015 Impatient Birder's Guide (USA Lower 48)

Species Top 10s

Row	Rank	Species	State	Date	% of Checklists	Quality
3	691	Falcatad Duck	California	Dec 22-31	0%	●
4	691	Falcatad Duck	California	Jan 8-14	0%	●
5	691	Falcatad Duck	Oregon	Jan 22-31	0%	▲
6	691	Falcatad Duck	Oregon	Feb 1-7	0%	▲
7	691	Falcatad Duck	California	Feb 15-21	0%	●
8	691	Falcatad Duck	Washington	Feb 22-28	0%	▲
9	691	Falcatad Duck	Oregon	Feb 22-28	0%	▲
10	691	Falcatad Duck	Oregon	Feb 15-21	0%	▲
1	432	<b>Eurasian Wigeon</b>	<b>Washington</b>	<b>Feb 22-28</b>	<b>4%</b>	▲
2	432	Eurasian Wigeon	Montana	Mar 15-21	4%	▲
3	432	Eurasian Wigeon	Washington	Feb 1-7	4%	▲
4	432	Eurasian Wigeon	Washington	Mar 8-14	4%	▲
5	432	Eurasian Wigeon	Rhode Island	Mar 15-21	4%	◆
6	432	Eurasian Wigeon	Washington	Feb 8-14	4%	▲
7	432	Eurasian Wigeon	Washington	Mar 1-7	3%	▲
8	432	Eurasian Wigeon	New Jersey	Oct 22-31	3%	▲
9	432	Eurasian Wigeon	Washington	Jan 22-31	3%	▲
10	432	Eurasian Wigeon	Washington	Dec 22-31	3%	▲
1	95	<b>American Wigeon</b>	<b>Washington</b>	<b>Nov 1-7</b>	<b>24%</b>	▲
2	95	American Wigeon	Washington	Nov 8-14	23%	▲
3	95	American Wigeon	Washington	Feb 22-28	23%	▲
4	95	American Wigeon	Washington	Dec 22-31	23%	▲
5	95	American Wigeon	Washington	Nov 15-21	23%	▲
6	95	American Wigeon	Washington	Jan 22-31	22%	▲
7	95	American Wigeon	Washington	Nov 22-30	22%	▲
8	95	American Wigeon	Washington	Mar 1-7	22%	▲
9	95	American Wigeon	Washington	Dec 1-7	22%	▲
10	95	American Wigeon	Washington	Oct 22-31	22%	▲
1	113	<b>American Black Duck</b>	<b>Rhode Island</b>	<b>Jan 22-31</b>	<b>38%</b>	◆
2	113	American Black Duck	Rhode Island	Dec 1-7	38%	◆
3	113	American Black Duck	Rhode Island	Dec 15-21	37%	◆
4	113	American Black Duck	Rhode Island	Feb 22-28	37%	◆
5	113	American Black Duck	Rhode Island	Feb 1-7	37%	◆
6	113	American Black Duck	Rhode Island	Dec 22-31	36%	◆
7	113	American Black Duck	Rhode Island	Jan 8-14	36%	◆
8	113	American Black Duck	Rhode Island	Mar 8-14	36%	◆
9	113	American Black Duck	Rhode Island	Mar 15-21	34%	◆
10	113	American Black Duck	Rhode Island	Feb 8-14	33%	◆
1	11	<b>Mallard</b>	<b>North Dakota</b>	<b>May 1-7</b>	<b>58%</b>	◆
2	11	Mallard	North Dakota	Apr 22-30	57%	◆
3	11	Mallard	Washington, DC	Mar 22-31	55%	◆
4	11	Mallard	Washington, DC	Nov 22-30	53%	◆
5	11	Mallard	Wyoming	Apr 1-7	53%	◆
















2015 Impatient Birder's Guide (USA Lower 48)

Species Top 10s

Row	Rank	Species	State	Date	% of Checklists	Quality
6	11	Mallard	Washington, DC	Mar 8-14	52%	◆
7	11	Mallard	Washington, DC	Apr 1-7	52%	◆
8	11	Mallard	Washington, DC	Mar 15-21	52%	◆
9	11	Mallard	Washington, DC	Dec 8-14	52%	◆
10	11	Mallard	North Dakota	May 8-14	51%	◆
1	264	<b>Mottled Duck</b>	<b>Louisiana</b>	<b>Apr 22-30</b>	13%	▲
2	264	Mottled Duck	Florida	Mar 22-31	13%	●
3	264	Mottled Duck	Florida	Mar 15-21	13%	●
4	264	Mottled Duck	Florida	Mar 8-14	13%	●
5	264	Mottled Duck	Florida	Feb 22-28	12%	●
6	264	Mottled Duck	Florida	Nov 8-14	12%	▲
7	264	Mottled Duck	Florida	Mar 1-7	12%	●
8	264	Mottled Duck	Florida	Dec 8-14	12%	▲
9	264	Mottled Duck	Florida	Nov 15-21	12%	▲
10	264	Mottled Duck	Florida	Apr 1-7	12%	●
1	106	<b>Blue-winged Teal</b>	<b>Nebraska</b>	<b>Apr 22-30</b>	41%	▲
2	106	Blue-winged Teal	Nebraska	Apr 15-21	40%	▲
3	106	Blue-winged Teal	Kansas	Apr 15-21	38%	▲
4	106	Blue-winged Teal	Kansas	Apr 8-14	38%	▲
5	106	Blue-winged Teal	Kansas	Apr 22-30	35%	▲
6	106	Blue-winged Teal	Nebraska	Apr 8-14	35%	▲
7	106	Blue-winged Teal	North Dakota	May 1-7	35%	◆
8	106	Blue-winged Teal	Kansas	Apr 1-7	33%	▲
9	106	Blue-winged Teal	Nebraska	May 1-7	33%	▲
10	106	Blue-winged Teal	Iowa	Apr 15-21	32%	▲
1	212	<b>Cinnamon Teal</b>	<b>Nevada</b>	<b>Apr 1-7</b>	26%	◆
2	212	Cinnamon Teal	Utah	Apr 15-21	26%	▲
3	212	Cinnamon Teal	Nevada	Apr 8-14	23%	◆
4	212	Cinnamon Teal	Utah	Apr 1-7	23%	▲
5	212	Cinnamon Teal	Nevada	Mar 22-31	22%	◆
6	212	Cinnamon Teal	Nevada	Apr 15-21	22%	◆
7	212	Cinnamon Teal	Utah	Apr 8-14	22%	▲
8	212	Cinnamon Teal	Utah	Apr 22-30	22%	▲
9	212	Cinnamon Teal	Nevada	Mar 15-21	21%	◆
10	212	Cinnamon Teal	Nevada	Mar 8-14	21%	◆
1	70	<b>Northern Shoveler</b>	<b>North Dakota</b>	<b>Nov 1-7</b>	34%	◆
2	70	Northern Shoveler	North Dakota	May 1-7	31%	◆
3	70	Northern Shoveler	Nebraska	Apr 15-21	29%	▲
4	70	Northern Shoveler	Kansas	Apr 8-14	28%	▲
5	70	Northern Shoveler	Kansas	Apr 1-7	28%	▲
6	70	Northern Shoveler	North Dakota	Apr 22-30	28%	◆
7	70	Northern Shoveler	Nebraska	Apr 8-14	27%	▲
8	70	Northern Shoveler	Kansas	Nov 8-14	27%	▲

2015 Impatient Birder's Guide (USA Lower 48)

Species Top 10s

Row	Rank	Species	State	Date	% of Checklists	Quality
9	70	Northern Shoveler	South Dakota	Apr 8-14	 27%	◆
10	70	Northern Shoveler	North Dakota	Apr 15-21	 27%	◆
1	736	<b>White-cheeked Pintail</b>	<b>Virginia</b>	<b>Sep 8-14</b>	<b>0%</b>	▲
2	736	White-cheeked Pintail	Florida	Mar 8-14	0%	●
3	736	White-cheeked Pintail	Texas	Mar 15-21	0%	●
4	736	White-cheeked Pintail	Texas	Apr 8-14	0%	●
5	736	White-cheeked Pintail	Virginia	Nov 8-14	0%	▲
6	736	White-cheeked Pintail	Virginia	Dec 15-21	0%	▲
7	736	White-cheeked Pintail	Arizona	Sep 15-21	0%	▲
8	736	White-cheeked Pintail	Louisiana	Jul 15-21	0%	◆
9	736	White-cheeked Pintail	Florida	Mar 15-21	0%	●
10	736	White-cheeked Pintail	Florida	Mar 22-31	0%	●
1	139	<b>Northern Pintail</b>	<b>North Dakota</b>	<b>Apr 8-14</b>	 <b>27%</b>	◆
2	139	Northern Pintail	North Dakota	Apr 22-30	 25%	◆
3	139	Northern Pintail	North Dakota	May 1-7	 22%	◆
4	139	Northern Pintail	North Dakota	Apr 15-21	 22%	◆
5	139	Northern Pintail	North Dakota	May 15-21	 20%	◆
6	139	Northern Pintail	North Dakota	May 8-14	 19%	◆
7	139	Northern Pintail	South Dakota	Mar 22-31	 19%	◆
8	139	Northern Pintail	North Dakota	Jun 8-14	 19%	▲
9	139	Northern Pintail	Nebraska	Mar 8-14	 18%	▲
10	139	Northern Pintail	North Dakota	Nov 1-7	 18%	◆
1	674	<b>Garganey</b>	<b>Vermont</b>	<b>Apr 22-30</b>	<b>1%</b>	▲
2	674	Garganey	Wisconsin	May 1-7	0%	●
3	674	Garganey	Wisconsin	Apr 22-30	0%	●
4	674	Garganey	Ohio	Apr 22-30	0%	●
5	674	Garganey	Ohio	May 1-7	0%	●
6	674	Garganey	Vermont	May 1-7	0%	▲
7	674	Garganey	Virginia	May 1-7	0%	▲
8	674	Garganey	Delaware	Apr 22-30	0%	▲
9	674	Garganey	Massachusetts	Apr 22-30	0%	●
10	674	Garganey	Michigan	Apr 22-30	0%	●
1	757	<b>Baikal Teal</b>	<b>Montana</b>	<b>May 1-7</b>	<b>1%</b>	▲
2	757	Baikal Teal	Arizona	Dec 1-7	1%	▲
3	757	Baikal Teal	Montana	Apr 22-30	0%	▲
4	757	Baikal Teal	Montana	May 8-14	0%	▲
5	757	Baikal Teal	Arizona	Dec 8-14	0%	▲
6	757	Baikal Teal	Washington	Mar 22-31	0%	▲
7	757	Baikal Teal	Washington	Jan 1-7	0%	▲
8	757	Baikal Teal	Washington	Jan 15-21	0%	▲
9	757	Baikal Teal	Washington	Jan 8-14	0%	▲
10	757	Baikal Teal	Montana	May 22-31	0%	▲
1	87	<b>Green-winged Teal</b>	<b>Nebraska</b>	<b>Mar 22-31</b>	 <b>22%</b>	▲



2015 Impatient Birder's Guide (USA Lower 48)

Species Top 10s

Row	Rank	Species	State	Date	% of Checklists	Quality
2	87	Green-winged Teal	Delaware	Apr 1-7	22%	◆
3	87	Green-winged Teal	Delaware	Mar 22-31	22%	▲
4	87	Green-winged Teal	Kansas	Nov 8-14	21%	▲
5	87	Green-winged Teal	North Dakota	Nov 1-7	20%	◆
6	87	Green-winged Teal	Nebraska	Apr 1-7	20%	▲
7	87	Green-winged Teal	Utah	Apr 1-7	19%	▲
8	87	Green-winged Teal	Colorado	Apr 1-7	19%	▲
9	87	Green-winged Teal	Nevada	Mar 15-21	19%	◆
10	87	Green-winged Teal	North Dakota	Oct 15-21	19%	◆
1	207	<b>Canvasback</b>	<b>North Dakota</b>	<b>Nov 1-7</b>	<b>23%</b>	◆
2	207	Canvasback	North Dakota	Oct 15-21	18%	◆
3	207	Canvasback	North Dakota	Oct 22-31	18%	◆
4	207	Canvasback	North Dakota	Apr 15-21	17%	◆
5	207	Canvasback	North Dakota	Apr 8-14	16%	◆
6	207	Canvasback	North Dakota	May 1-7	15%	◆
7	207	Canvasback	North Dakota	Apr 22-30	14%	◆
8	207	Canvasback	Wyoming	Apr 15-21	13%	◆
9	207	Canvasback	North Dakota	Nov 8-14	12%	◆
10	207	Canvasback	North Dakota	Oct 1-7	12%	◆
1	163	<b>Redhead</b>	<b>North Dakota</b>	<b>Nov 1-7</b>	<b>31%</b>	◆
2	163	Redhead	North Dakota	Oct 22-31	24%	◆
3	163	Redhead	North Dakota	Oct 15-21	23%	◆
4	163	Redhead	Wyoming	Apr 1-7	21%	◆
5	163	Redhead	Nebraska	Mar 8-14	21%	▲
6	163	Redhead	Wyoming	Apr 8-14	20%	◆
7	163	Redhead	North Dakota	Nov 8-14	20%	◆
8	163	Redhead	Kansas	Nov 8-14	19%	▲
9	163	Redhead	Nebraska	Mar 15-21	19%	▲
10	163	Redhead	Wyoming	Apr 15-21	19%	◆
1	810	<b>Common Pochard</b>	<b>California</b>	<b>Feb 15-21</b>	<b>0%</b>	●
2	810	Common Pochard	California	Jan 22-31	0%	●
3	810	Common Pochard	California	Jan 15-21	0%	●
4	810	Common Pochard	California	Feb 1-7	0%	●
1	91	<b>Ring-necked Duck</b>	<b>Ohio</b>	<b>Mar 15-21</b>	<b>24%</b>	▲
2	91	Ring-necked Duck	North Dakota	Nov 1-7	24%	◆
3	91	Ring-necked Duck	Ohio	Mar 8-14	22%	▲
4	91	Ring-necked Duck	Indiana	Mar 15-21	22%	▲
5	91	Ring-necked Duck	Ohio	Mar 22-31	21%	▲
6	91	Ring-necked Duck	Indiana	Mar 8-14	20%	▲
7	91	Ring-necked Duck	Indiana	Mar 22-31	20%	▲
8	91	Ring-necked Duck	Nevada	Mar 15-21	18%	◆
9	91	Ring-necked Duck	South Dakota	Apr 1-7	18%	◆
10	91	Ring-necked Duck	Kansas	Mar 15-21	18%	▲





































2015 Impatient Birder's Guide (USA Lower 48)

Species Top 10s

Row	Rank	Species	State	Date	% of Checklists	Quality
1	593	<b>Tufted Duck</b>	<b>Rhode Island</b>	<b>Feb 1-7</b>	4%	◆
2	593	Tufted Duck	Rhode Island	Jan 22-31	2%	◆
3	593	Tufted Duck	Rhode Island	Mar 8-14	2%	◆
4	593	Tufted Duck	Maryland	Dec 15-21	1%	▲
5	593	Tufted Duck	Rhode Island	Mar 1-7	1%	◆
6	593	Tufted Duck	New Jersey	Mar 22-31	1%	▲
7	593	Tufted Duck	Rhode Island	Dec 1-7	1%	◆
8	593	Tufted Duck	Washington, DC	Feb 15-21	1%	◆
9	593	Tufted Duck	Maryland	Jan 8-14	1%	▲
10	593	Tufted Duck	Vermont	Jan 1-7	1%	▲
1	220	<b>Greater Scaup</b>	<b>Rhode Island</b>	<b>Jan 22-31</b>	15%	◆
2	220	Greater Scaup	Rhode Island	Feb 1-7	15%	◆
3	220	Greater Scaup	Rhode Island	Jan 15-21	14%	◆
4	220	Greater Scaup	Rhode Island	Feb 8-14	13%	◆
5	220	Greater Scaup	Rhode Island	Dec 22-31	11%	◆
6	220	Greater Scaup	Rhode Island	Jan 8-14	11%	◆
7	220	Greater Scaup	Rhode Island	Feb 22-28	11%	◆
8	220	Greater Scaup	Rhode Island	Dec 15-21	11%	◆
9	220	Greater Scaup	Rhode Island	Mar 1-7	10%	◆
10	220	Greater Scaup	Rhode Island	Mar 8-14	10%	◆
1	117	<b>Lesser Scaup</b>	<b>North Dakota</b>	<b>Nov 1-7</b>	31%	◆
2	117	Lesser Scaup	North Dakota	Nov 15-21	27%	◆
3	117	Lesser Scaup	South Dakota	Apr 1-7	26%	◆
4	117	Lesser Scaup	North Dakota	Nov 8-14	24%	◆
5	117	Lesser Scaup	South Dakota	Apr 8-14	23%	◆
6	117	Lesser Scaup	North Dakota	Oct 22-31	23%	◆
7	117	Lesser Scaup	North Dakota	May 1-7	22%	◆
8	117	Lesser Scaup	Louisiana	Dec 22-31	22%	▲
9	117	Lesser Scaup	South Dakota	Mar 22-31	21%	◆
10	117	Lesser Scaup	North Dakota	Apr 22-30	21%	◆
1	741	<b>Steller's Eider</b>	<b>Washington</b>	<b>Jan 1-7</b>	0%	▲
2	741	Steller's Eider	Oregon	Feb 8-14	0%	▲
3	741	Steller's Eider	California	Feb 1-7	0%	●
4	741	Steller's Eider	California	Mar 15-21	0%	●
5	741	Steller's Eider	Massachusetts	Mar 22-31	0%	▲
6	741	Steller's Eider	Washington	Nov 8-14	0%	▲
7	741	Steller's Eider	California	Nov 15-21	0%	●
8	741	Steller's Eider	California	Nov 8-14	0%	●
9	741	Steller's Eider	Washington	Nov 15-21	0%	▲
10	741	Steller's Eider	Washington	Dec 15-21	0%	▲
1	556	<b>King Eider</b>	<b>Delaware</b>	<b>Aug 15-21</b>	2%	▲
2	556	King Eider	Maine	Dec 15-21	1%	▲
3	556	King Eider	Maine	Feb 8-14	1%	▲























































































2015 Impatient Birder's Guide (USA Lower 48)

Species Top 10s

Row	Rank	Species	State	Date	% of Checklists	Quality
4	556	King Eider	Rhode Island	May 15-21	1%	◆
5	556	King Eider	New Jersey	Dec 15-21	1%	▲
6	556	King Eider	New Jersey	Dec 1-7	1%	▲
7	556	King Eider	New Jersey	Dec 22-31	1%	▲
8	556	King Eider	New Jersey	Nov 22-30	1%	▲
9	556	King Eider	New Jersey	Jan 1-7	1%	▲
10	556	King Eider	Michigan	Feb 8-14	1%	▲
<b>1</b>	<b>294</b>	<b>Common Eider</b>	<b>Maine</b>	<b>Jul 22-31</b>	 <b>37%</b>	▲
2	294	Common Eider	Maine	Jul 8-14	 37%	▲
3	294	Common Eider	Maine	Jun 8-14	 37%	▲
4	294	Common Eider	Maine	Jul 15-21	 36%	▲
5	294	Common Eider	Maine	Jun 22-30	 35%	▲
6	294	Common Eider	Maine	Jun 15-21	 33%	▲
7	294	Common Eider	Maine	Jul 1-7	 33%	▲
8	294	Common Eider	Maine	Aug 1-7	 32%	▲
9	294	Common Eider	Rhode Island	Dec 22-31	 30%	◆
10	294	Common Eider	Rhode Island	Nov 22-30	 29%	◆
<b>1</b>	<b>418</b>	<b>Harlequin Duck</b>	<b>Rhode Island</b>	<b>Nov 22-30</b>	 <b>12%</b>	◆
2	418	Harlequin Duck	Rhode Island	Dec 22-31	 11%	◆
3	418	Harlequin Duck	Rhode Island	Feb 22-28	 10%	◆
4	418	Harlequin Duck	Rhode Island	Jan 15-21	 9%	◆
5	418	Harlequin Duck	Rhode Island	Dec 1-7	 9%	◆
6	418	Harlequin Duck	Rhode Island	Feb 8-14	 8%	◆
7	418	Harlequin Duck	Rhode Island	Dec 8-14	 8%	◆
8	418	Harlequin Duck	Rhode Island	Jan 1-7	 8%	◆
9	418	Harlequin Duck	Rhode Island	Nov 15-21	 8%	◆
10	418	Harlequin Duck	Rhode Island	Feb 1-7	 8%	◆
<b>1</b>	<b>224</b>	<b>Surf Scoter</b>	<b>Rhode Island</b>	<b>Feb 22-28</b>	 <b>17%</b>	◆
2	224	Surf Scoter	Rhode Island	Dec 22-31	 16%	◆
3	224	Surf Scoter	Rhode Island	Dec 15-21	 16%	◆
4	224	Surf Scoter	Rhode Island	Nov 22-30	 16%	◆
5	224	Surf Scoter	Washington	Nov 1-7	 15%	▲
6	224	Surf Scoter	Rhode Island	Dec 1-7	 15%	◆
7	224	Surf Scoter	Rhode Island	Nov 8-14	 15%	◆
8	224	Surf Scoter	Washington	Oct 22-31	 14%	▲
9	224	Surf Scoter	Washington	Nov 8-14	 14%	▲
10	224	Surf Scoter	Washington	Nov 15-21	 13%	▲
<b>1</b>	<b>283</b>	<b>White-winged Scoter</b>	<b>Rhode Island</b>	<b>Nov 8-14</b>	 <b>15%</b>	◆
2	283	White-winged Scoter	Rhode Island	Nov 15-21	 14%	◆
3	283	White-winged Scoter	Rhode Island	Dec 15-21	 13%	◆
4	283	White-winged Scoter	Maine	Dec 15-21	 13%	▲
5	283	White-winged Scoter	Rhode Island	Nov 22-30	 13%	◆
6	283	White-winged Scoter	Massachusetts	Nov 22-30	 12%	▲

2015 Impatient Birder's Guide (USA Lower 48)

Species Top 10s

Row	Rank	Species	State	Date	% of Checklists	Quality
7	283	White-winged Scoter	Massachusetts	Nov 8-14	 12%	
8	283	White-winged Scoter	Massachusetts	Nov 1-7	 12%	
9	283	White-winged Scoter	Massachusetts	Dec 22-31	 11%	
10	283	White-winged Scoter	Massachusetts	Nov 15-21	 11%	
<b>1</b>	<b>327</b>	<b>Black Scoter</b>	<b>Rhode Island</b>	<b>Nov 22-30</b>	 <b>18%</b>	
2	327	Black Scoter	Rhode Island	Dec 22-31	 15%	
3	327	Black Scoter	Rhode Island	Nov 8-14	 15%	
4	327	Black Scoter	Rhode Island	Dec 15-21	 15%	
5	327	Black Scoter	Rhode Island	Feb 22-28	 15%	
6	327	Black Scoter	Rhode Island	Nov 15-21	 14%	
7	327	Black Scoter	Rhode Island	Jan 15-21	 13%	
8	327	Black Scoter	Delaware	Nov 15-21	 11%	
9	327	Black Scoter	Rhode Island	Dec 1-7	 11%	
10	327	Black Scoter	Rhode Island	Dec 8-14	 11%	
<b>1</b>	<b>297</b>	<b>Long-tailed Duck</b>	<b>Maine</b>	<b>Dec 15-21</b>	 <b>21%</b>	
2	297	Long-tailed Duck	Maine	Nov 22-30	 18%	
3	297	Long-tailed Duck	Maine	Dec 22-31	 17%	
4	297	Long-tailed Duck	Maine	Feb 1-7	 16%	
5	297	Long-tailed Duck	Maine	Jan 1-7	 16%	
6	297	Long-tailed Duck	Maine	Jan 22-31	 15%	
7	297	Long-tailed Duck	Maine	Jan 8-14	 15%	
8	297	Long-tailed Duck	Maine	Nov 15-21	 14%	
9	297	Long-tailed Duck	Maine	Feb 22-28	 14%	
10	297	Long-tailed Duck	Maine	Dec 8-14	 14%	
<b>1</b>	<b>64</b>	<b>Bufflehead</b>	<b>Rhode Island</b>	<b>Dec 22-31</b>	 <b>36%</b>	
2	64	Bufflehead	Rhode Island	Feb 22-28	 35%	
3	64	Bufflehead	Washington	Dec 22-31	 34%	
4	64	Bufflehead	Rhode Island	Feb 1-7	 34%	
5	64	Bufflehead	Rhode Island	Nov 22-30	 34%	
6	64	Bufflehead	Washington	Nov 22-30	 34%	
7	64	Bufflehead	Rhode Island	Jan 15-21	 34%	
8	64	Bufflehead	Washington	Nov 15-21	 34%	
9	64	Bufflehead	Washington	Nov 8-14	 33%	
10	64	Bufflehead	Washington	Dec 15-21	 33%	
<b>1</b>	<b>134</b>	<b>Common Goldeneye</b>	<b>North Dakota</b>	<b>Nov 15-21</b>	 <b>29%</b>	
2	134	Common Goldeneye	Rhode Island	Feb 22-28	 28%	
3	134	Common Goldeneye	Colorado	Nov 22-30	 28%	
4	134	Common Goldeneye	Rhode Island	Jan 22-31	 26%	
5	134	Common Goldeneye	Rhode Island	Dec 22-31	 26%	
6	134	Common Goldeneye	Colorado	Nov 15-21	 26%	
7	134	Common Goldeneye	Rhode Island	Jan 15-21	 25%	
8	134	Common Goldeneye	Rhode Island	Feb 1-7	 25%	
9	134	Common Goldeneye	Rhode Island	Jan 8-14	 25%	































2015 Impatient Birder's Guide (USA Lower 48)

Species Top 10s

Row	Rank	Species	State	Date	% of Checklists	Quality
10	134	Common Goldeneye	Kansas	Jan 1-7	24%	▲
1	409	<b>Barrow's Goldeneye</b>	<b>Wyoming</b>	<b>Jun 15-21</b>	9%	▲
2	409	Barrow's Goldeneye	Montana	Mar 15-21	9%	▲
3	409	Barrow's Goldeneye	Washington	Dec 15-21	8%	▲
4	409	Barrow's Goldeneye	Montana	Mar 22-31	8%	▲
5	409	Barrow's Goldeneye	Montana	Apr 1-7	8%	▲
6	409	Barrow's Goldeneye	Wyoming	Jun 8-14	8%	▲
7	409	Barrow's Goldeneye	Montana	Mar 1-7	8%	◆
8	409	Barrow's Goldeneye	Washington	Dec 22-31	7%	▲
9	409	Barrow's Goldeneye	Wyoming	Jun 22-30	7%	▲
10	409	Barrow's Goldeneye	Washington	Jan 8-14	7%	▲
1	727	<b>Smew</b>	<b>Rhode Island</b>	<b>Jan 8-14</b>	0%	◆
2	727	Smew	Rhode Island	Feb 8-14	0%	◆
3	727	Smew	Rhode Island	Feb 1-7	0%	◆
4	727	Smew	Missouri	Jan 15-21	0%	▲
5	727	Smew	Rhode Island	Jan 1-7	0%	◆
6	727	Smew	California	Jan 8-14	0%	●
7	727	Smew	Oregon	Feb 1-7	0%	▲
8	727	Smew	Missouri	Feb 1-7	0%	▲
9	727	Smew	Washington	Feb 1-7	0%	▲
10	727	Smew	Oregon	Jan 22-31	0%	▲
1	102	<b>Hooded Merganser</b>	<b>North Dakota</b>	<b>Nov 1-7</b>	25%	◆
2	102	Hooded Merganser	Rhode Island	Dec 1-7	22%	◆
3	102	Hooded Merganser	Rhode Island	Nov 22-30	19%	◆
4	102	Hooded Merganser	New Jersey	Dec 15-21	19%	▲
5	102	Hooded Merganser	Massachusetts	Dec 1-7	19%	▲
6	102	Hooded Merganser	Mississippi	Dec 8-14	19%	◆
7	102	Hooded Merganser	Rhode Island	Jan 22-31	19%	◆
8	102	Hooded Merganser	Ohio	Mar 15-21	18%	▲
9	102	Hooded Merganser	New Jersey	Dec 8-14	18%	▲
10	102	Hooded Merganser	Rhode Island	Dec 15-21	17%	◆
1	110	<b>Common Merganser</b>	<b>South Dakota</b>	<b>Dec 1-7</b>	19%	◆
2	110	Common Merganser	Illinois	Mar 1-7	19%	▲
3	110	Common Merganser	Illinois	Mar 8-14	19%	▲
4	110	Common Merganser	Wyoming	Mar 22-31	19%	◆
5	110	Common Merganser	Vermont	Apr 1-7	18%	▲
6	110	Common Merganser	Illinois	Feb 22-28	18%	▲
7	110	Common Merganser	South Dakota	Nov 22-30	17%	◆
8	110	Common Merganser	Vermont	Mar 22-31	17%	▲
9	110	Common Merganser	Vermont	Apr 8-14	17%	▲
10	110	Common Merganser	Wyoming	Apr 8-14	17%	◆
1	136	<b>Red-breasted Merganser</b>	<b>Rhode Island</b>	<b>Feb 22-28</b>	42%	◆
2	136	Red-breasted Merganser	Rhode Island	Jan 22-31	37%	◆

2015 Impatient Birder's Guide (USA Lower 48)

Species Top 10s

Row	Rank	Species	State	Date	% of Checklists	Quality
3	136	Red-breasted Merganser	Rhode Island	Mar 1-7	 36%	◆
4	136	Red-breasted Merganser	Rhode Island	Dec 22-31	 36%	◆
5	136	Red-breasted Merganser	Rhode Island	Mar 8-14	 36%	◆
6	136	Red-breasted Merganser	Rhode Island	Mar 15-21	 34%	◆
7	136	Red-breasted Merganser	Rhode Island	Jan 15-21	 33%	◆
8	136	Red-breasted Merganser	Rhode Island	Feb 1-7	 33%	◆
9	136	Red-breasted Merganser	Rhode Island	Mar 22-31	 32%	◆
10	136	Red-breasted Merganser	Rhode Island	Apr 8-14	 32%	◆
1	694	<b>Masked Duck</b>	<b>Florida</b>	<b>Jan 22-31</b>	<b>0%</b>	●
2	694	Masked Duck	North Carolina	Feb 15-21	0%	●
3	694	Masked Duck	Florida	Feb 8-14	0%	●
4	694	Masked Duck	Florida	Feb 15-21	0%	●
5	694	Masked Duck	Georgia	Apr 1-7	0%	▲
6	694	Masked Duck	Texas	Jul 15-21	0%	▲
7	694	Masked Duck	Texas	Jul 8-14	0%	▲
8	694	Masked Duck	Pennsylvania	Jun 8-14	0%	▲
9	694	Masked Duck	Texas	Sep 22-30	0%	●
10	694	Masked Duck	Maryland	Sep 8-14	0%	▲
1	85	<b>Ruddy Duck</b>	<b>North Dakota</b>	<b>Nov 1-7</b>	<b>33%</b>	◆
2	85	Ruddy Duck	Nevada	Mar 15-21	 28%	◆
3	85	Ruddy Duck	North Dakota	Oct 22-31	 27%	◆
4	85	Ruddy Duck	Nevada	Nov 8-14	 26%	◆
5	85	Ruddy Duck	North Dakota	Oct 15-21	 26%	◆
6	85	Ruddy Duck	Nevada	Mar 22-31	 26%	◆
7	85	Ruddy Duck	Nevada	Nov 1-7	 26%	◆
8	85	Ruddy Duck	Nevada	Feb 1-7	 25%	◆
9	85	Ruddy Duck	Nevada	Mar 8-14	 25%	◆
10	85	Ruddy Duck	Nevada	Apr 1-7	 25%	◆
1	446	<b>Plain Chachalaca</b>	<b>Texas</b>	<b>Nov 8-14</b>	<b>8%</b>	●
2	446	Plain Chachalaca	Texas	Nov 1-7	 5%	●
3	446	Plain Chachalaca	Texas	Mar 15-21	 5%	●
4	446	Plain Chachalaca	Texas	Feb 22-28	 5%	●
5	446	Plain Chachalaca	Texas	Mar 22-31	 4%	●
6	446	Plain Chachalaca	Texas	Feb 8-14	 4%	●
7	446	Plain Chachalaca	Texas	Jan 15-21	 4%	●
8	446	Plain Chachalaca	Texas	Mar 1-7	 4%	●
9	446	Plain Chachalaca	Texas	Mar 8-14	 4%	●
10	446	Plain Chachalaca	Texas	Feb 1-7	 4%	●
1	475	<b>Mountain Quail</b>	<b>California</b>	<b>Jun 1-7</b>	<b>4%</b>	●
2	475	Mountain Quail	California	Jun 8-14	 4%	●
3	475	Mountain Quail	California	May 22-31	 3%	●
4	475	Mountain Quail	California	Jun 15-21	 3%	●
5	475	Mountain Quail	California	May 1-7	 3%	●














































2015 Impatient Birder's Guide (USA Lower 48)

Species Top 10s

Row	Rank	Species	State	Date	% of Checklists	Quality
6	475	Mountain Quail	California	May 15-21	3%	●
7	475	Mountain Quail	Oregon	Jun 1-7	3%	▲
8	475	Mountain Quail	California	Apr 22-30	3%	●
9	475	Mountain Quail	California	May 8-14	3%	●
10	475	Mountain Quail	California	Jun 22-30	2%	●
<b>1</b>	<b>469</b>	<b>Scaled Quail</b>	<b>New Mexico</b>	<b>May 22-31</b>	<b>7%</b>	<b>▲</b>
2	469	Scaled Quail	New Mexico	Jun 1-7	7%	▲
3	469	Scaled Quail	New Mexico	Jun 8-14	7%	▲
4	469	Scaled Quail	New Mexico	May 8-14	7%	▲
5	469	Scaled Quail	New Mexico	May 15-21	6%	▲
6	469	Scaled Quail	New Mexico	Apr 15-21	6%	▲
7	469	Scaled Quail	New Mexico	May 1-7	6%	▲
8	469	Scaled Quail	New Mexico	Jul 22-31	5%	▲
9	469	Scaled Quail	New Mexico	Jun 22-30	5%	▲
10	469	Scaled Quail	New Mexico	Apr 22-30	5%	▲
<b>1</b>	<b>187</b>	<b>California Quail</b>	<b>Idaho</b>	<b>May 1-7</b>	<b>26%</b>	<b>▲</b>
2	187	California Quail	Nevada	Dec 15-21	25%	◆
3	187	California Quail	Idaho	May 15-21	24%	▲
4	187	California Quail	Idaho	May 8-14	23%	▲
5	187	California Quail	Nevada	May 1-7	21%	◆
6	187	California Quail	Nevada	May 8-14	21%	▲
7	187	California Quail	Idaho	Apr 22-30	20%	▲
8	187	California Quail	Nevada	May 15-21	20%	▲
9	187	California Quail	Nevada	Feb 15-21	20%	▲
10	187	California Quail	California	May 15-21	20%	●
<b>1</b>	<b>289</b>	<b>Gambel's Quail</b>	<b>Arizona</b>	<b>Mar 22-31</b>	<b>28%</b>	<b>▲</b>
2	289	Gambel's Quail	Arizona	Apr 1-7	28%	▲
3	289	Gambel's Quail	Arizona	Apr 8-14	27%	▲
4	289	Gambel's Quail	Arizona	Apr 15-21	26%	▲
5	289	Gambel's Quail	Arizona	May 8-14	26%	▲
6	289	Gambel's Quail	Arizona	May 1-7	25%	▲
7	289	Gambel's Quail	Arizona	Apr 22-30	25%	●
8	289	Gambel's Quail	Arizona	Mar 15-21	24%	▲
9	289	Gambel's Quail	Arizona	Mar 8-14	24%	▲
10	289	Gambel's Quail	Arizona	Mar 1-7	23%	▲
<b>1</b>	<b>263</b>	<b>Northern Bobwhite</b>	<b>Nebraska</b>	<b>Jul 1-7</b>	<b>28%</b>	<b>▲</b>
2	263	Northern Bobwhite	Nebraska	Jul 8-14	27%	▲
3	263	Northern Bobwhite	Nebraska	Jun 22-30	26%	▲
4	263	Northern Bobwhite	Kansas	Jun 15-21	22%	▲
5	263	Northern Bobwhite	Mississippi	Jun 8-14	22%	◆
6	263	Northern Bobwhite	Nebraska	Jun 1-7	21%	▲
7	263	Northern Bobwhite	Kansas	Jun 22-30	20%	▲
8	263	Northern Bobwhite	Kansas	Jul 1-7	20%	▲

2015 Impatient Birder's Guide (USA Lower 48)

Species Top 10s

Row	Rank	Species	State	Date	% of Checklists	Quality
9	263	Northern Bobwhite	Nebraska	Jun 15-21	 19%	▲
10	263	Northern Bobwhite	Kansas	Jun 1-7	 18%	▲
1	603	<b>Montezuma Quail</b>	<b>Arizona</b>	<b>Aug 1-7</b>	 <b>2%</b>	▲
2	603	Montezuma Quail	Arizona	Jul 1-7	 2%	▲
3	603	Montezuma Quail	Arizona	Jul 22-31	 2%	▲
4	603	Montezuma Quail	Arizona	Aug 8-14	 1%	▲
5	603	Montezuma Quail	Arizona	Jun 1-7	 1%	▲
6	603	Montezuma Quail	Arizona	May 22-31	 1%	▲
7	603	Montezuma Quail	Arizona	Jul 15-21	 1%	▲
8	603	Montezuma Quail	Arizona	Jun 22-30	 1%	▲
9	603	Montezuma Quail	Arizona	Jul 8-14	 1%	▲
10	603	Montezuma Quail	Arizona	Aug 15-21	 1%	▲
1	527	<b>Chukar</b>	<b>Utah</b>	<b>May 15-21</b>	 <b>4%</b>	▲
2	527	Chukar	Nevada	Jun 1-7	 3%	◆
3	527	Chukar	Utah	Apr 1-7	 3%	▲
4	527	Chukar	Utah	Sep 22-30	 3%	▲
5	527	Chukar	Utah	May 1-7	 3%	▲
6	527	Chukar	Nevada	Jun 15-21	 3%	◆
7	527	Chukar	Utah	Sep 15-21	 3%	▲
8	527	Chukar	Utah	Mar 8-14	 3%	▲
9	527	Chukar	Utah	Sep 8-14	 3%	▲
10	527	Chukar	Nevada	Aug 8-14	 3%	◆
1	792	<b>Himalayan Snowcock</b>	<b>Nevada</b>	<b>Jul 22-31</b>	 <b>2%</b>	◆
2	792	Himalayan Snowcock	Nevada	Aug 1-7	 2%	◆
3	792	Himalayan Snowcock	Nevada	Aug 8-14	 1%	◆
4	792	Himalayan Snowcock	Nevada	Jul 1-7	 1%	◆
5	792	Himalayan Snowcock	Nevada	Jul 8-14	 1%	◆
6	792	Himalayan Snowcock	Nevada	Aug 15-21	 1%	◆
7	792	Himalayan Snowcock	Nevada	Aug 22-31	 1%	◆
8	792	Himalayan Snowcock	Nevada	Jun 15-21	 1%	◆
9	792	Himalayan Snowcock	Nevada	Jul 15-21	 0%	◆
10	792	Himalayan Snowcock	Nevada	Oct 22-31	 0%	◆
1	553	<b>Gray Partridge</b>	<b>North Dakota</b>	<b>Jan 22-31</b>	 <b>14%</b>	◆
2	553	Gray Partridge	North Dakota	Jan 8-14	 10%	◆
3	553	Gray Partridge	North Dakota	Feb 1-7	 9%	◆
4	553	Gray Partridge	North Dakota	Dec 15-21	 9%	◆
5	553	Gray Partridge	North Dakota	Jan 15-21	 9%	◆
6	553	Gray Partridge	North Dakota	Mar 8-14	 8%	◆
7	553	Gray Partridge	North Dakota	Dec 8-14	 8%	◆
8	553	Gray Partridge	North Dakota	Dec 1-7	 8%	◆
9	553	Gray Partridge	North Dakota	Feb 22-28	 8%	◆
10	553	Gray Partridge	North Dakota	Jan 1-7	 7%	◆
1	205	<b>Ring-necked Pheasant</b>	<b>Nebraska</b>	<b>Jun 1-7</b>	 <b>37%</b>	▲

2015 Impatient Birder's Guide (USA Lower 48)

Species Top 10s

Row	Rank	Species	State	Date	% of Checklists	Quality
2	205	Ring-necked Pheasant	North Dakota	Jun 1-7	29%	▲
3	205	Ring-necked Pheasant	North Dakota	Jun 8-14	26%	▲
4	205	Ring-necked Pheasant	Nebraska	Jun 8-14	26%	▲
5	205	Ring-necked Pheasant	North Dakota	May 1-7	25%	◆
6	205	Ring-necked Pheasant	Nebraska	May 22-31	22%	▲
7	205	Ring-necked Pheasant	Nebraska	May 1-7	22%	▲
8	205	Ring-necked Pheasant	Nebraska	Jul 1-7	21%	▲
9	205	Ring-necked Pheasant	Nebraska	Apr 22-30	21%	▲
10	205	Ring-necked Pheasant	Nebraska	Jun 22-30	21%	▲
1	341	<b>Ruffed Grouse</b>	<b>Vermont</b>	<b>May 15-21</b>	9%	▲
2	341	Ruffed Grouse	Vermont	May 1-7	9%	▲
3	341	Ruffed Grouse	Vermont	May 8-14	9%	▲
4	341	Ruffed Grouse	Vermont	Apr 15-21	8%	▲
5	341	Ruffed Grouse	Vermont	Apr 22-30	8%	▲
6	341	Ruffed Grouse	Vermont	May 22-31	7%	▲
7	341	Ruffed Grouse	New Hampshire	May 8-14	7%	▲
8	341	Ruffed Grouse	New Hampshire	May 22-31	7%	▲
9	341	Ruffed Grouse	New Hampshire	Jun 15-21	6%	▲
10	341	Ruffed Grouse	New Hampshire	Apr 22-30	6%	▲
1	595	<b>Greater Sage-Grouse</b>	<b>Nevada</b>	<b>Jul 15-21</b>	3%	◆
2	595	Greater Sage-Grouse	Montana	Apr 1-7	3%	▲
3	595	Greater Sage-Grouse	Montana	Apr 15-21	3%	▲
4	595	Greater Sage-Grouse	Nevada	Jun 22-30	3%	▲
5	595	Greater Sage-Grouse	Montana	Apr 8-14	3%	▲
6	595	Greater Sage-Grouse	Wyoming	Aug 8-14	3%	▲
7	595	Greater Sage-Grouse	Wyoming	Apr 15-21	2%	◆
8	595	Greater Sage-Grouse	Wyoming	Jul 1-7	2%	▲
9	595	Greater Sage-Grouse	Wyoming	Mar 22-31	2%	◆
10	595	Greater Sage-Grouse	Wyoming	Jul 15-21	2%	▲
1	726	<b>Gunnison Sage-Grouse</b>	<b>Colorado</b>	<b>Apr 8-14</b>	1%	▲
2	726	Gunnison Sage-Grouse	Colorado	Apr 15-21	1%	▲
3	726	Gunnison Sage-Grouse	Utah	Apr 8-14	0%	▲
4	726	Gunnison Sage-Grouse	Colorado	Apr 1-7	0%	▲
5	726	Gunnison Sage-Grouse	Colorado	Apr 22-30	0%	▲
6	726	Gunnison Sage-Grouse	Colorado	Aug 8-14	0%	▲
7	726	Gunnison Sage-Grouse	Utah	Apr 15-21	0%	▲
8	726	Gunnison Sage-Grouse	Utah	Mar 22-31	0%	▲
9	726	Gunnison Sage-Grouse	Colorado	Jul 8-14	0%	▲
10	726	Gunnison Sage-Grouse	Colorado	May 1-7	0%	▲
1	615	<b>Spruce Grouse</b>	<b>Montana</b>	<b>Aug 22-31</b>	1%	▲
2	615	Spruce Grouse	Montana	Aug 15-21	1%	▲
3	615	Spruce Grouse	Montana	Sep 1-7	1%	▲
4	615	Spruce Grouse	Maine	Jul 1-7	1%	▲

2015 Impatient Birder's Guide (USA Lower 48)

Species Top 10s

Row	Rank	Species	State	Date	% of Checklists	Quality
5	615	Spruce Grouse	Montana	Sep 8-14	1%	▲
6	615	Spruce Grouse	Montana	Sep 15-21	1%	◆
7	615	Spruce Grouse	New Hampshire	Jun 8-14	1%	▲
8	615	Spruce Grouse	Montana	Aug 8-14	1%	▲
9	615	Spruce Grouse	Montana	Aug 1-7	1%	▲
10	615	Spruce Grouse	Maine	Jun 1-7	1%	▲
1	791	<b>Willow Ptarmigan</b>	<b>New York</b>	<b>Apr 22-30</b>	<b>0%</b>	●
2	791	Willow Ptarmigan	Maine	May 15-21	0%	▲
3	791	Willow Ptarmigan	Vermont	May 8-14	0%	▲
4	791	Willow Ptarmigan	Maine	May 22-31	0%	▲
5	791	Willow Ptarmigan	New York	May 15-21	0%	●
1	650	<b>White-tailed Ptarmigan</b>	<b>Colorado</b>	<b>Jul 8-14</b>	<b>1%</b>	▲
2	650	White-tailed Ptarmigan	Colorado	Aug 1-7	1%	▲
3	650	White-tailed Ptarmigan	Colorado	Sep 22-30	1%	▲
4	650	White-tailed Ptarmigan	Colorado	Jun 22-30	1%	▲
5	650	White-tailed Ptarmigan	Colorado	Jul 22-31	1%	▲
6	650	White-tailed Ptarmigan	Colorado	Aug 8-14	1%	▲
7	650	White-tailed Ptarmigan	Colorado	Jul 1-7	1%	▲
8	650	White-tailed Ptarmigan	Montana	Aug 8-14	1%	▲
9	650	White-tailed Ptarmigan	Colorado	Jun 15-21	1%	▲
10	650	White-tailed Ptarmigan	Colorado	Jul 15-21	1%	▲
1	580	<b>Dusky Grouse</b>	<b>Montana</b>	<b>Sep 1-7</b>	<b>3%</b>	▲
2	580	Dusky Grouse	Montana	Aug 22-31	3%	▲
3	580	Dusky Grouse	Montana	Sep 8-14	3%	▲
4	580	Dusky Grouse	Montana	Aug 1-7	3%	▲
5	580	Dusky Grouse	Montana	Aug 15-21	3%	▲
6	580	Dusky Grouse	Montana	Sep 15-21	3%	◆
7	580	Dusky Grouse	Wyoming	Oct 1-7	3%	◆
8	580	Dusky Grouse	Montana	Aug 8-14	2%	▲
9	580	Dusky Grouse	Wyoming	Jul 15-21	2%	▲
10	580	Dusky Grouse	Wyoming	Aug 15-21	2%	◆
1	559	<b>Sooty Grouse</b>	<b>Nevada</b>	<b>Jul 1-7</b>	<b>2%</b>	◆
2	559	Sooty Grouse	Washington	Jul 1-7	2%	▲
3	559	Sooty Grouse	Washington	Aug 15-21	2%	▲
4	559	Sooty Grouse	Washington	Jun 8-14	2%	▲
5	559	Sooty Grouse	Washington	Aug 8-14	1%	▲
6	559	Sooty Grouse	Nevada	Jun 22-30	1%	▲
7	559	Sooty Grouse	Washington	Jun 22-30	1%	▲
8	559	Sooty Grouse	Washington	May 22-31	1%	▲
9	559	Sooty Grouse	Washington	May 8-14	1%	▲
10	559	Sooty Grouse	Nevada	Jul 8-14	1%	◆
1	562	<b>Sharp-tailed Grouse</b>	<b>North Dakota</b>	<b>Dec 15-21</b>	<b>13%</b>	◆
2	562	Sharp-tailed Grouse	North Dakota	Jan 8-14	10%	◆

2015 Impatient Birder's Guide (USA Lower 48)

Species Top 10s

Row	Rank	Species	State	Date	% of Checklists	Quality
3	562	Sharp-tailed Grouse	North Dakota	Feb 22-28	9%	◆
4	562	Sharp-tailed Grouse	North Dakota	Dec 22-31	9%	◆
5	562	Sharp-tailed Grouse	North Dakota	Dec 1-7	8%	◆
6	562	Sharp-tailed Grouse	North Dakota	Jan 22-31	8%	◆
7	562	Sharp-tailed Grouse	North Dakota	Apr 1-7	8%	◆
8	562	Sharp-tailed Grouse	North Dakota	Mar 8-14	8%	◆
9	562	Sharp-tailed Grouse	North Dakota	Jun 8-14	8%	▲
10	562	Sharp-tailed Grouse	North Dakota	Mar 15-21	7%	◆
1	567	<b>Greater Prairie-Chicken</b>	<b>Nebraska</b>	<b>Apr 8-14</b>	6%	▲
2	567	Greater Prairie-Chicken	Nebraska	Mar 22-31	4%	▲
3	567	Greater Prairie-Chicken	Nebraska	Apr 1-7	4%	▲
4	567	Greater Prairie-Chicken	Nebraska	Mar 15-21	4%	▲
5	567	Greater Prairie-Chicken	Nebraska	May 1-7	3%	▲
6	567	Greater Prairie-Chicken	Nebraska	Oct 15-21	3%	◆
7	567	Greater Prairie-Chicken	South Dakota	Feb 22-28	3%	◆
8	567	Greater Prairie-Chicken	Nebraska	Apr 22-30	3%	▲
9	567	Greater Prairie-Chicken	Kansas	Apr 8-14	3%	▲
10	567	Greater Prairie-Chicken	Nebraska	Apr 15-21	3%	▲
1	641	<b>Lesser Prairie-Chicken</b>	<b>Kansas</b>	<b>Apr 8-14</b>	3%	▲
2	641	Lesser Prairie-Chicken	Kansas	Apr 1-7	2%	▲
3	641	Lesser Prairie-Chicken	Kansas	Mar 22-31	2%	▲
4	641	Lesser Prairie-Chicken	Kansas	Mar 15-21	2%	▲
5	641	Lesser Prairie-Chicken	Kansas	Jun 8-14	2%	▲
6	641	Lesser Prairie-Chicken	Kansas	Apr 15-21	2%	▲
7	641	Lesser Prairie-Chicken	New Mexico	Apr 15-21	2%	▲
8	641	Lesser Prairie-Chicken	Kansas	May 22-31	2%	▲
9	641	Lesser Prairie-Chicken	Kansas	Jun 1-7	2%	▲
10	641	Lesser Prairie-Chicken	Kansas	May 15-21	1%	▲
1	119	<b>Wild Turkey</b>	<b>Nebraska</b>	<b>May 1-7</b>	22%	▲
2	119	Wild Turkey	Nebraska	Apr 8-14	21%	▲
3	119	Wild Turkey	Nebraska	Apr 22-30	20%	▲
4	119	Wild Turkey	Nebraska	Apr 15-21	20%	▲
5	119	Wild Turkey	Nebraska	May 8-14	20%	▲
6	119	Wild Turkey	Nebraska	May 15-21	18%	▲
7	119	Wild Turkey	Nebraska	May 22-31	16%	▲
8	119	Wild Turkey	Nebraska	Jun 1-7	16%	▲
9	119	Wild Turkey	Nebraska	Apr 1-7	16%	▲
10	119	Wild Turkey	Nebraska	Aug 8-14	15%	◆
1	288	<b>Red-throated Loon</b>	<b>Rhode Island</b>	<b>Nov 22-30</b>	20%	◆
2	288	Red-throated Loon	Rhode Island	Dec 1-7	17%	◆
3	288	Red-throated Loon	Rhode Island	Dec 8-14	17%	◆
4	288	Red-throated Loon	Rhode Island	Nov 15-21	16%	◆
5	288	Red-throated Loon	Rhode Island	Nov 8-14	14%	◆

2015 Impatient Birder's Guide (USA Lower 48)

Species Top 10s

Row	Rank	Species	State	Date	% of Checklists	Quality
6	288	Red-throated Loon	Rhode Island	Dec 15-21	14%	◆
7	288	Red-throated Loon	Rhode Island	Dec 22-31	14%	◆
8	288	Red-throated Loon	Delaware	Nov 22-30	12%	◆
9	288	Red-throated Loon	Delaware	Nov 15-21	12%	◆
10	288	Red-throated Loon	New Jersey	Dec 1-7	10%	▲
<b>1</b>	<b>678</b>	<b>Arctic Loon</b>	<b>California</b>	<b>Jan 8-14</b>	<b>0%</b>	●
2	678	Arctic Loon	California	Jun 1-7	0%	●
3	678	Arctic Loon	California	Jan 15-21	0%	●
4	678	Arctic Loon	Colorado	Nov 15-21	0%	▲
5	678	Arctic Loon	Colorado	Nov 8-14	0%	▲
6	678	Arctic Loon	Vermont	Nov 1-7	0%	▲
7	678	Arctic Loon	Washington	Nov 1-7	0%	▲
8	678	Arctic Loon	California	Nov 1-7	0%	●
9	678	Arctic Loon	California	Dec 1-7	0%	●
10	678	Arctic Loon	California	Dec 8-14	0%	●
<b>1</b>	<b>392</b>	<b>Pacific Loon</b>	<b>Washington</b>	<b>Oct 22-31</b>	<b>5%</b>	▲
2	392	Pacific Loon	Washington	Nov 8-14	5%	▲
3	392	Pacific Loon	Washington	Nov 1-7	5%	▲
4	392	Pacific Loon	Washington	Nov 15-21	5%	▲
5	392	Pacific Loon	Washington	Oct 1-7	4%	▲
6	392	Pacific Loon	Washington	Dec 15-21	4%	▲
7	392	Pacific Loon	Washington	Oct 8-14	4%	▲
8	392	Pacific Loon	Washington	Nov 22-30	4%	▲
9	392	Pacific Loon	Washington	Dec 22-31	4%	▲
10	392	Pacific Loon	California	Nov 22-30	4%	●
<b>1</b>	<b>132</b>	<b>Common Loon</b>	<b>Rhode Island</b>	<b>Nov 22-30</b>	<b>33%</b>	◆
2	132	Common Loon	Rhode Island	Feb 22-28	31%	◆
3	132	Common Loon	Rhode Island	Nov 8-14	30%	◆
4	132	Common Loon	Rhode Island	Dec 22-31	29%	◆
5	132	Common Loon	Rhode Island	Dec 15-21	27%	◆
6	132	Common Loon	Rhode Island	Dec 1-7	27%	◆
7	132	Common Loon	Rhode Island	Dec 8-14	26%	◆
8	132	Common Loon	Rhode Island	Nov 15-21	25%	◆
9	132	Common Loon	Rhode Island	Nov 1-7	24%	◆
10	132	Common Loon	Maine	Nov 22-30	24%	▲
<b>1</b>	<b>639</b>	<b>Yellow-billed Loon</b>	<b>Colorado</b>	<b>Dec 15-21</b>	<b>2%</b>	▲
2	639	Yellow-billed Loon	North Dakota	Nov 1-7	1%	◆
3	639	Yellow-billed Loon	Nevada	Dec 15-21	1%	◆
4	639	Yellow-billed Loon	South Dakota	Nov 22-30	1%	◆
5	639	Yellow-billed Loon	Colorado	Dec 8-14	1%	▲
6	639	Yellow-billed Loon	Nevada	Dec 22-31	1%	◆
7	639	Yellow-billed Loon	Nevada	Jan 1-7	1%	◆
8	639	Yellow-billed Loon	Washington	Dec 15-21	0%	▲



2015 Impatient Birder's Guide (USA Lower 48)

Species Top 10s

Row	Rank	Species	State	Date	% of Checklists	Quality
9	639	Yellow-billed Loon	Oklahoma	Feb 22-28	0%	▲
10	639	Yellow-billed Loon	Montana	Feb 8-14	0%	◆
<b>1</b>	<b>457</b>	<b>Least Grebe</b>	<b>Texas</b>	<b>Nov 8-14</b>	<b>7%</b>	●
2	457	Least Grebe	Texas	Jan 15-21	4%	●
3	457	Least Grebe	Texas	Nov 1-7	4%	●
4	457	Least Grebe	Texas	Feb 8-14	4%	●
5	457	Least Grebe	Texas	Jan 22-31	4%	●
6	457	Least Grebe	Texas	Jan 8-14	4%	●
7	457	Least Grebe	Texas	Feb 22-28	4%	●
8	457	Least Grebe	Texas	Feb 1-7	4%	●
9	457	Least Grebe	Texas	Dec 22-31	4%	●
10	457	Least Grebe	Texas	Dec 15-21	4%	●
<b>1</b>	<b>53</b>	<b>Pied-billed Grebe</b>	<b>Louisiana</b>	<b>Dec 22-31</b>	<b>33%</b>	▲
2	53	Pied-billed Grebe	Louisiana	Dec 15-21	31%	▲
3	53	Pied-billed Grebe	Louisiana	Feb 1-7	30%	▲
4	53	Pied-billed Grebe	Louisiana	Jan 1-7	29%	▲
5	53	Pied-billed Grebe	Louisiana	Dec 1-7	29%	▲
6	53	Pied-billed Grebe	Louisiana	Nov 22-30	29%	▲
7	53	Pied-billed Grebe	West Virginia	Nov 1-7	29%	◆
8	53	Pied-billed Grebe	Arkansas	Nov 8-14	28%	◆
9	53	Pied-billed Grebe	Louisiana	Jan 22-31	28%	▲
10	53	Pied-billed Grebe	Louisiana	Feb 22-28	28%	▲
<b>1</b>	<b>165</b>	<b>Horned Grebe</b>	<b>Rhode Island</b>	<b>Feb 22-28</b>	<b>22%</b>	◆
2	165	Horned Grebe	Rhode Island	Dec 22-31	20%	◆
3	165	Horned Grebe	Washington	Nov 1-7	20%	▲
4	165	Horned Grebe	Rhode Island	Nov 22-30	19%	◆
5	165	Horned Grebe	Washington	Nov 8-14	19%	▲
6	165	Horned Grebe	Washington	Oct 22-31	19%	▲
7	165	Horned Grebe	Rhode Island	Feb 1-7	17%	◆
8	165	Horned Grebe	Rhode Island	Mar 1-7	17%	◆
9	165	Horned Grebe	Washington	Nov 15-21	17%	▲
10	165	Horned Grebe	Washington	Nov 22-30	17%	▲
<b>1</b>	<b>334</b>	<b>Red-necked Grebe</b>	<b>Maine</b>	<b>Dec 15-21</b>	<b>12%</b>	▲
2	334	Red-necked Grebe	Washington, DC	Mar 8-14	11%	◆
3	334	Red-necked Grebe	Maine	Nov 22-30	10%	▲
4	334	Red-necked Grebe	Washington	Nov 1-7	10%	▲
5	334	Red-necked Grebe	Washington	Oct 22-31	9%	▲
6	334	Red-necked Grebe	Maine	Nov 8-14	9%	▲
7	334	Red-necked Grebe	Maine	Nov 1-7	8%	▲
8	334	Red-necked Grebe	Washington	Nov 15-21	8%	▲
9	334	Red-necked Grebe	Washington	Nov 8-14	8%	▲
10	334	Red-necked Grebe	Washington	Dec 15-21	8%	▲
<b>1</b>	<b>210</b>	<b>Eared Grebe</b>	<b>Nevada</b>	<b>Oct 8-14</b>	<b>22%</b>	◆

2015 Impatient Birder's Guide (USA Lower 48)

Species Top 10s

Row	Rank	Species	State	Date	% of Checklists	Quality
2	210	Eared Grebe	Nevada	Nov 8-14	21%	◆
3	210	Eared Grebe	Nevada	Nov 1-7	20%	◆
4	210	Eared Grebe	Nevada	Apr 15-21	20%	◆
5	210	Eared Grebe	Nevada	Oct 22-31	20%	◆
6	210	Eared Grebe	Nevada	Apr 8-14	19%	◆
7	210	Eared Grebe	Nevada	Apr 22-30	18%	▲
8	210	Eared Grebe	Nevada	Nov 22-30	18%	◆
9	210	Eared Grebe	Nevada	Oct 15-21	18%	◆
10	210	Eared Grebe	Nevada	Sep 8-14	18%	◆
1	196	<b>Western Grebe</b>	<b>Colorado</b>	<b>Oct 22-31</b>	<b>20%</b>	▲
2	196	Western Grebe	Colorado	Nov 1-7	19%	▲
3	196	Western Grebe	Colorado	Oct 15-21	19%	▲
4	196	Western Grebe	Colorado	Nov 8-14	18%	▲
5	196	Western Grebe	Nevada	Nov 1-7	18%	◆
6	196	Western Grebe	Utah	Nov 1-7	17%	▲
7	196	Western Grebe	Nevada	Oct 22-31	17%	◆
8	196	Western Grebe	Nevada	Nov 8-14	17%	◆
9	196	Western Grebe	Utah	Oct 22-31	17%	▲
10	196	Western Grebe	Colorado	Nov 15-21	16%	▲
1	347	<b>Clark's Grebe</b>	<b>Utah</b>	<b>Apr 1-7</b>	<b>8%</b>	▲
2	347	Clark's Grebe	Nevada	Oct 22-31	8%	◆
3	347	Clark's Grebe	Utah	May 15-21	7%	▲
4	347	Clark's Grebe	Utah	Apr 15-21	7%	▲
5	347	Clark's Grebe	Utah	Apr 22-30	7%	▲
6	347	Clark's Grebe	Utah	Apr 8-14	7%	▲
7	347	Clark's Grebe	Nevada	Apr 22-30	7%	▲
8	347	Clark's Grebe	Nevada	Sep 1-7	7%	◆
9	347	Clark's Grebe	Nevada	Sep 8-14	7%	◆
10	347	Clark's Grebe	Nevada	Nov 1-7	6%	◆
1	705	<b>American Flamingo</b>	<b>Louisiana</b>	<b>May 1-7</b>	<b>0%</b>	▲
2	705	American Flamingo	Mississippi	Sep 8-14	0%	◆
3	705	American Flamingo	Mississippi	Sep 1-7	0%	◆
4	705	American Flamingo	Louisiana	May 22-31	0%	▲
5	705	American Flamingo	North Carolina	Jun 8-14	0%	▲
6	705	American Flamingo	Louisiana	May 15-21	0%	▲
7	705	American Flamingo	North Carolina	Jul 15-21	0%	▲
8	705	American Flamingo	Texas	Aug 1-7	0%	▲
9	705	American Flamingo	Maryland	Aug 8-14	0%	▲
10	705	American Flamingo	Texas	Aug 8-14	0%	▲
1	742	<b>Yellow-nosed Albatross</b>	<b>North Carolina</b>	<b>Apr 8-14</b>	<b>0%</b>	▲
2	742	Yellow-nosed Albatross	Texas	Feb 1-7	0%	●
3	742	Yellow-nosed Albatross	North Carolina	Feb 1-7	0%	▲
4	742	Yellow-nosed Albatross	Maryland	Feb 1-7	0%	▲

2015 Impatient Birder's Guide (USA Lower 48)

Species Top 10s

Row	Rank	Species	State	Date	% of Checklists	Quality
5	742	Yellow-nosed Albatross	Massachusetts	May 1-7	0%	●
6	742	Yellow-nosed Albatross	Massachusetts	May 8-14	0%	●
7	742	Yellow-nosed Albatross	New Jersey	May 15-21	0%	▲
8	742	Yellow-nosed Albatross	Massachusetts	Jun 1-7	0%	▲
9	742	Yellow-nosed Albatross	New Jersey	May 22-31	0%	▲
10	742	Yellow-nosed Albatross	Massachusetts	May 22-31	0%	●
1	827	<b>White-capped Albatross</b>	<b>California</b>	<b>Aug 22-31</b>	<b>0%</b>	●
2	827	White-capped Albatross	Oregon	Oct 1-7	0%	▲
3	827	White-capped Albatross	Washington	Jan 22-31	0%	▲
1	831	<b>Black-browed Albatross</b>	<b>Massachusetts</b>	<b>Jul 8-14</b>	<b>0%</b>	▲
2	831	Black-browed Albatross	Massachusetts	Sep 15-21	0%	▲
3	831	Black-browed Albatross	North Carolina	Aug 15-21	0%	▲
4	831	Black-browed Albatross	Massachusetts	Dec 1-7	0%	▲
5	831	Black-browed Albatross	North Carolina	Feb 15-21	0%	●
6	831	Black-browed Albatross	Virginia	Feb 1-7	0%	▲
1	888	<b>Light-mantled Albatross</b>	<b>California</b>	<b>Jul 15-21</b>	<b>0%</b>	●
1	883	<b>Wandering Albatross</b>	<b>Oregon</b>	<b>Sep 8-14</b>	<b>0%</b>	▲
1	681	<b>Laysan Albatross</b>	<b>Washington</b>	<b>Sep 8-14</b>	<b>0%</b>	▲
2	681	Laysan Albatross	Oregon	Mar 1-7	0%	▲
3	681	Laysan Albatross	Washington	Aug 8-14	0%	▲
4	681	Laysan Albatross	Oregon	Sep 8-14	0%	▲
5	681	Laysan Albatross	Oregon	Oct 1-7	0%	▲
6	681	Laysan Albatross	California	Aug 8-14	0%	●
7	681	Laysan Albatross	Washington	Jun 8-14	0%	▲
8	681	Laysan Albatross	California	Feb 22-28	0%	●
9	681	Laysan Albatross	Oregon	Aug 22-31	0%	▲
10	681	Laysan Albatross	California	Oct 15-21	0%	●
1	566	<b>Black-footed Albatross</b>	<b>Oregon</b>	<b>Sep 22-30</b>	<b>2%</b>	▲
2	566	Black-footed Albatross	California	Sep 8-14	1%	●
3	566	Black-footed Albatross	Washington	Sep 8-14	1%	▲
4	566	Black-footed Albatross	California	Sep 1-7	1%	●
5	566	Black-footed Albatross	California	Aug 22-31	1%	●
6	566	Black-footed Albatross	California	Sep 15-21	1%	●
7	566	Black-footed Albatross	California	Aug 15-21	1%	●
8	566	Black-footed Albatross	Washington	Aug 15-21	1%	▲
9	566	Black-footed Albatross	Washington	Aug 8-14	1%	▲
10	566	Black-footed Albatross	Oregon	Oct 1-7	1%	▲
1	718	<b>Short-tailed Albatross</b>	<b>Washington</b>	<b>Jan 15-21</b>	<b>0%</b>	▲
2	718	Short-tailed Albatross	California	Feb 15-21	0%	●
3	718	Short-tailed Albatross	California	Apr 8-14	0%	●
4	718	Short-tailed Albatross	California	Apr 15-21	0%	●
5	718	Short-tailed Albatross	California	May 8-14	0%	●
6	718	Short-tailed Albatross	Oregon	May 15-21	0%	▲

2015 Impatient Birder's Guide (USA Lower 48)

Species Top 10s

Row	Rank	Species	State	Date	% of Checklists	Quality
7	718	Short-tailed Albatross	California	Jul 1-7	0%	●
8	718	Short-tailed Albatross	California	Dec 15-21	0%	●
9	718	Short-tailed Albatross	California	Dec 1-7	0%	●
10	718	Short-tailed Albatross	California	Oct 22-31	0%	●
1	528	<b>Northern Fulmar</b>	<b>Maine</b>	<b>Oct 8-14</b>	<b>1%</b>	▲
2	528	Northern Fulmar	Maine	Oct 1-7	1%	▲
3	528	Northern Fulmar	Delaware	Feb 22-28	1%	▲
4	528	Northern Fulmar	Washington	Aug 15-21	1%	▲
5	528	Northern Fulmar	Oregon	Oct 22-31	1%	▲
6	528	Northern Fulmar	Maine	Dec 8-14	1%	▲
7	528	Northern Fulmar	Washington	Sep 8-14	1%	▲
8	528	Northern Fulmar	California	Oct 15-21	1%	●
9	528	Northern Fulmar	California	Oct 22-31	1%	●
10	528	Northern Fulmar	Oregon	Oct 1-7	1%	▲
1	829	<b>Great-winged Petrel</b>	<b>California</b>	<b>Oct 15-21</b>	<b>0%</b>	●
2	829	Great-winged Petrel	California	Aug 22-31	0%	●
3	829	Great-winged Petrel	California	Jul 15-21	0%	●
4	829	Great-winged Petrel	California	Dec 15-21	0%	●
5	829	Great-winged Petrel	California	Sep 15-21	0%	●
1	737	<b>Murphy's Petrel</b>	<b>Oregon</b>	<b>Apr 15-21</b>	<b>0%</b>	▲
2	737	Murphy's Petrel	Washington	Apr 22-30	0%	▲
3	737	Murphy's Petrel	Washington	Jun 22-30	0%	▲
4	737	Murphy's Petrel	California	Jul 1-7	0%	●
5	737	Murphy's Petrel	Oregon	May 1-7	0%	▲
6	737	Murphy's Petrel	California	Apr 15-21	0%	●
7	737	Murphy's Petrel	California	Apr 22-30	0%	●
8	737	Murphy's Petrel	California	May 8-14	0%	●
9	737	Murphy's Petrel	California	May 1-7	0%	●
10	737	Murphy's Petrel	Oregon	May 8-14	0%	▲
1	750	<b>Mottled Petrel</b>	<b>California</b>	<b>May 8-14</b>	<b>0%</b>	●
2	750	Mottled Petrel	California	Apr 1-7	0%	●
3	750	Mottled Petrel	Washington	Feb 1-7	0%	▲
4	750	Mottled Petrel	California	Nov 15-21	0%	●
5	750	Mottled Petrel	California	Dec 1-7	0%	●
6	750	Mottled Petrel	California	Nov 22-30	0%	●
7	750	Mottled Petrel	Washington	Mar 1-7	0%	▲
8	750	Mottled Petrel	Oregon	Dec 8-14	0%	▲
9	750	Mottled Petrel	Oregon	May 1-7	0%	▲
10	750	Mottled Petrel	Washington	Nov 22-30	0%	▲
1	804	<b>Bermuda Petrel</b>	<b>North Carolina</b>	<b>May 22-31</b>	<b>0%</b>	▲
2	804	Bermuda Petrel	North Carolina	Jun 22-30	0%	▲
3	804	Bermuda Petrel	North Carolina	Jul 1-7	0%	▲
4	804	Bermuda Petrel	North Carolina	Jun 8-14	0%	▲

2015 Impatient Birder's Guide (USA Lower 48)

Species Top 10s

Row	Rank	Species	State	Date	% of Checklists	Quality
5	804	Bermuda Petrel	North Carolina	Aug 15-21	0%	▲
6	804	Bermuda Petrel	North Carolina	Aug 22-31	0%	▲
7	804	Bermuda Petrel	North Carolina	May 15-21	0%	▲
8	804	Bermuda Petrel	North Carolina	Oct 15-21	0%	▲
9	804	Bermuda Petrel	North Carolina	Aug 8-14	0%	▲
10	804	Bermuda Petrel	North Carolina	Jun 1-7	0%	▲
<b>1</b>	<b>636</b>	<b>Black-capped Petrel</b>	<b>North Carolina</b>	<b>May 22-31</b>	<b>6%</b>	▲
2	636	Black-capped Petrel	North Carolina	Jun 1-7	3%	▲
3	636	Black-capped Petrel	North Carolina	Jul 22-31	3%	▲
4	636	Black-capped Petrel	North Carolina	Aug 8-14	2%	▲
5	636	Black-capped Petrel	North Carolina	Aug 15-21	2%	▲
6	636	Black-capped Petrel	North Carolina	Jun 8-14	2%	▲
7	636	Black-capped Petrel	North Carolina	Aug 1-7	2%	▲
8	636	Black-capped Petrel	North Carolina	Aug 22-31	1%	▲
9	636	Black-capped Petrel	North Carolina	May 15-21	1%	▲
10	636	Black-capped Petrel	North Carolina	Jul 15-21	1%	▲
<b>1</b>	<b>787</b>	<b>Hawaiian Petrel</b>	<b>California</b>	<b>Jul 1-7</b>	<b>0%</b>	●
2	787	Hawaiian Petrel	California	Aug 8-14	0%	●
3	787	Hawaiian Petrel	California	Aug 1-7	0%	●
4	787	Hawaiian Petrel	Washington	Sep 22-30	0%	▲
5	787	Hawaiian Petrel	California	Sep 15-21	0%	●
6	787	Hawaiian Petrel	Oregon	Apr 22-30	0%	▲
7	787	Hawaiian Petrel	California	May 8-14	0%	●
8	787	Hawaiian Petrel	Oregon	Jul 15-21	0%	▲
9	787	Hawaiian Petrel	Oregon	May 22-31	0%	▲
10	787	Hawaiian Petrel	Oregon	Jul 1-7	0%	▲
<b>1</b>	<b>755</b>	<b>Fea's Petrel</b>	<b>North Carolina</b>	<b>May 22-31</b>	<b>1%</b>	▲
2	755	Fea's Petrel	North Carolina	May 15-21	0%	▲
3	755	Fea's Petrel	North Carolina	Jun 1-7	0%	▲
4	755	Fea's Petrel	North Carolina	Aug 8-14	0%	▲
5	755	Fea's Petrel	North Carolina	Jun 22-30	0%	▲
6	755	Fea's Petrel	South Carolina	Jun 1-7	0%	▲
7	755	Fea's Petrel	North Carolina	Jun 8-14	0%	▲
8	755	Fea's Petrel	North Carolina	May 8-14	0%	▲
9	755	Fea's Petrel	North Carolina	Aug 15-21	0%	▲
10	755	Fea's Petrel	Virginia	Sep 8-14	0%	▲
<b>1</b>	<b>749</b>	<b>Cook's Petrel</b>	<b>California</b>	<b>Jul 15-21</b>	<b>0%</b>	●
2	749	Cook's Petrel	Oregon	May 8-14	0%	▲
3	749	Cook's Petrel	California	Jul 22-31	0%	●
4	749	Cook's Petrel	California	Aug 1-7	0%	●
5	749	Cook's Petrel	California	May 1-7	0%	●
6	749	Cook's Petrel	California	Apr 22-30	0%	●
7	749	Cook's Petrel	Oregon	Apr 15-21	0%	▲

2015 Impatient Birder's Guide (USA Lower 48)

Species Top 10s

Row	Rank	Species	State	Date	% of Checklists	Quality
8	749	Cook's Petrel	California	Aug 15-21	0%	●
9	749	Cook's Petrel	California	Aug 8-14	0%	●
10	749	Cook's Petrel	California	Jun 8-14	0%	●
1	833	<b>Stejneger's Petrel</b>	<b>California</b>	<b>Apr 8-14</b>	<b>0%</b>	●
2	833	Stejneger's Petrel	California	Nov 15-21	0%	●
1	824	<b>Bulwer's Petrel</b>	<b>North Carolina</b>	<b>Jul 1-7</b>	<b>0%</b>	▲
2	824	Bulwer's Petrel	California	Jul 22-31	0%	●
3	824	Bulwer's Petrel	North Carolina	Aug 8-14	0%	▲
4	824	Bulwer's Petrel	Virginia	Sep 1-7	0%	▲
5	824	Bulwer's Petrel	California	Jun 22-30	0%	●
1	873	<b>White-chinned Petrel</b>	<b>California</b>	<b>Oct 15-21</b>	<b>0%</b>	●
2	873	White-chinned Petrel	California	Sep 1-7	0%	●
1	887	<b>Parkinson's Petrel</b>	<b>California</b>	<b>Oct 1-7</b>	<b>0%</b>	●
1	862	<b>Streaked Shearwater</b>	<b>California</b>	<b>Aug 15-21</b>	<b>0%</b>	●
2	862	Streaked Shearwater	California	Sep 22-30	0%	●
3	862	Streaked Shearwater	California	Sep 1-7	0%	●
4	862	Streaked Shearwater	California	Oct 8-14	0%	●
5	862	Streaked Shearwater	California	Oct 15-21	0%	●
6	862	Streaked Shearwater	California	Sep 15-21	0%	●
1	548	<b>Cory's Shearwater</b>	<b>North Carolina</b>	<b>May 22-31</b>	<b>6%</b>	▲
2	548	Cory's Shearwater	Rhode Island	Jul 15-21	4%	◆
3	548	Cory's Shearwater	Rhode Island	Jul 1-7	4%	◆
4	548	Cory's Shearwater	Massachusetts	Jul 15-21	4%	▲
5	548	Cory's Shearwater	Massachusetts	Aug 22-31	3%	▲
6	548	Cory's Shearwater	North Carolina	Jun 1-7	3%	▲
7	548	Cory's Shearwater	Massachusetts	Jul 8-14	3%	▲
8	548	Cory's Shearwater	Massachusetts	Aug 8-14	3%	▲
9	548	Cory's Shearwater	North Carolina	Jul 22-31	3%	▲
10	548	Cory's Shearwater	Massachusetts	Jul 22-31	3%	▲
1	877	<b>Cape Verde Shearwater</b>	<b>North Carolina</b>	<b>Aug 15-21</b>	<b>0%</b>	▲
2	877	Cape Verde Shearwater	Maryland	Oct 15-21	0%	▲
1	523	<b>Pink-footed Shearwater</b>	<b>California</b>	<b>Sep 1-7</b>	<b>3%</b>	●
2	523	Pink-footed Shearwater	California	Sep 8-14	3%	●
3	523	Pink-footed Shearwater	California	Sep 15-21	2%	●
4	523	Pink-footed Shearwater	California	Aug 22-31	2%	●
5	523	Pink-footed Shearwater	California	Oct 8-14	2%	●
6	523	Pink-footed Shearwater	California	Sep 22-30	2%	●
7	523	Pink-footed Shearwater	Oregon	Sep 22-30	2%	▲
8	523	Pink-footed Shearwater	California	Aug 15-21	2%	●
9	523	Pink-footed Shearwater	California	Oct 1-7	2%	●
10	523	Pink-footed Shearwater	California	Oct 15-21	2%	●
1	659	<b>Flesh-footed Shearwater</b>	<b>California</b>	<b>Oct 1-7</b>	<b>0%</b>	●
2	659	Flesh-footed Shearwater	California	Oct 8-14	0%	●



2015 Impatient Birder's Guide (USA Lower 48)

Species Top 10s

Row	Rank	Species	State	Date	% of Checklists	Quality
3	659	Flesh-footed Shearwater	Oregon	Oct 1-7	0%	▲
4	659	Flesh-footed Shearwater	Washington	Sep 8-14	0%	▲
5	659	Flesh-footed Shearwater	California	Sep 22-30	0%	●
6	659	Flesh-footed Shearwater	Washington	Sep 15-21	0%	▲
7	659	Flesh-footed Shearwater	Washington	Aug 8-14	0%	▲
8	659	Flesh-footed Shearwater	California	Sep 8-14	0%	●
9	659	Flesh-footed Shearwater	California	Oct 15-21	0%	●
10	659	Flesh-footed Shearwater	Washington	Oct 1-7	0%	▲
1	540	<b>Great Shearwater</b>	<b>Massachusetts</b>	<b>Jul 15-21</b>	<b>4%</b>	▲
2	540	Great Shearwater	Massachusetts	Aug 22-31	4%	▲
3	540	Great Shearwater	Maine	Jul 22-31	3%	▲
4	540	Great Shearwater	Maine	Sep 22-30	3%	▲
5	540	Great Shearwater	Maine	Aug 1-7	3%	▲
6	540	Great Shearwater	Maine	Aug 8-14	3%	▲
7	540	Great Shearwater	Massachusetts	Jul 8-14	3%	▲
8	540	Great Shearwater	Rhode Island	Jul 15-21	3%	◆
9	540	Great Shearwater	Massachusetts	Aug 1-7	3%	▲
10	540	Great Shearwater	Maine	Aug 15-21	3%	▲
1	835	<b>Wedge-tailed Shearwater</b>	<b>California</b>	<b>Sep 8-14</b>	<b>0%</b>	●
2	835	Wedge-tailed Shearwater	Oregon	Oct 1-7	0%	▲
3	835	Wedge-tailed Shearwater	California	Oct 8-14	0%	●
4	835	Wedge-tailed Shearwater	California	Aug 22-31	0%	●
1	588	<b>Buller's Shearwater</b>	<b>California</b>	<b>Sep 8-14</b>	<b>1%</b>	●
2	588	Buller's Shearwater	California	Sep 15-21	1%	●
3	588	Buller's Shearwater	Washington	Sep 8-14	1%	▲
4	588	Buller's Shearwater	California	Sep 22-30	1%	●
5	588	Buller's Shearwater	California	Aug 22-31	1%	●
6	588	Buller's Shearwater	California	Sep 1-7	1%	●
7	588	Buller's Shearwater	California	Oct 8-14	1%	●
8	588	Buller's Shearwater	California	Oct 1-7	1%	●
9	588	Buller's Shearwater	Oregon	Sep 22-30	1%	▲
10	588	Buller's Shearwater	Oregon	Oct 1-7	1%	▲
1	455	<b>Sooty Shearwater</b>	<b>North Carolina</b>	<b>May 22-31</b>	<b>5%</b>	▲
2	455	Sooty Shearwater	California	Sep 8-14	5%	●
3	455	Sooty Shearwater	California	Sep 15-21	4%	●
4	455	Sooty Shearwater	California	Sep 1-7	4%	●
5	455	Sooty Shearwater	California	Aug 22-31	3%	●
6	455	Sooty Shearwater	California	Aug 15-21	3%	●
7	455	Sooty Shearwater	Washington	Sep 8-14	3%	▲
8	455	Sooty Shearwater	California	Sep 22-30	3%	●
9	455	Sooty Shearwater	Massachusetts	Jul 8-14	3%	▲
10	455	Sooty Shearwater	Washington	Aug 22-31	3%	▲
1	660	<b>Short-tailed Shearwater</b>	<b>Washington</b>	<b>Sep 8-14</b>	<b>0%</b>	▲

2015 Impatient Birder's Guide (USA Lower 48)

Species Top 10s

Row	Rank	Species	State	Date	% of Checklists	Quality
2	660	Short-tailed Shearwater	Oregon	Oct 15-21	0%	▲
3	660	Short-tailed Shearwater	California	Nov 15-21	0%	●
4	660	Short-tailed Shearwater	California	Oct 22-31	0%	●
5	660	Short-tailed Shearwater	Washington	Sep 15-21	0%	▲
6	660	Short-tailed Shearwater	California	Nov 8-14	0%	●
7	660	Short-tailed Shearwater	California	Oct 1-7	0%	●
8	660	Short-tailed Shearwater	Washington	Oct 1-7	0%	▲
9	660	Short-tailed Shearwater	California	Jan 15-21	0%	●
10	660	Short-tailed Shearwater	Oregon	Nov 15-21	0%	▲
1	560	<b>Manx Shearwater</b>	<b>Maine</b>	<b>Jul 22-31</b>	<b>4%</b>	▲
2	560	Manx Shearwater	Maine	Aug 1-7	4%	▲
3	560	Manx Shearwater	Maine	Jul 8-14	4%	▲
4	560	Manx Shearwater	Maine	Jul 15-21	4%	▲
5	560	Manx Shearwater	Maine	Jul 1-7	3%	▲
6	560	Manx Shearwater	Maine	Jun 22-30	3%	▲
7	560	Manx Shearwater	Maine	Jun 8-14	3%	▲
8	560	Manx Shearwater	Maine	Jun 15-21	3%	▲
9	560	Manx Shearwater	Delaware	Nov 15-21	3%	◆
10	560	Massachusettsnx Shearwater	Massachusetts	Aug 8-14	2%	▲
1	845	<b>Townsend's Shearwater</b>	<b>California</b>	<b>Aug 1-7</b>	<b>0%</b>	●
2	845	Townsend's Shearwater	Oregon	May 8-14	0%	▲
1	557	<b>Black-vented Shearwater</b>	<b>California</b>	<b>Oct 15-21</b>	<b>1%</b>	●
2	557	Black-vented Shearwater	California	Dec 22-31	1%	●
3	557	Black-vented Shearwater	California	Oct 8-14	1%	●
4	557	Black-vented Shearwater	California	Sep 1-7	1%	●
5	557	Black-vented Shearwater	California	Oct 1-7	1%	●
6	557	Black-vented Shearwater	California	Sep 8-14	1%	●
7	557	Black-vented Shearwater	California	Nov 15-21	1%	●
8	557	Black-vented Shearwater	California	Dec 15-21	1%	●
9	557	Black-vented Shearwater	California	Sep 15-21	1%	●
10	557	Black-vented Shearwater	California	Oct 22-31	1%	●
1	612	<b>Audubon's Shearwater</b>	<b>North Carolina</b>	<b>May 22-31</b>	<b>5%</b>	▲
2	612	Audubon's Shearwater	North Carolina	Jun 1-7	3%	▲
3	612	Audubon's Shearwater	North Carolina	Jul 22-31	3%	▲
4	612	Audubon's Shearwater	North Carolina	Aug 8-14	2%	▲
5	612	Audubon's Shearwater	North Carolina	Jun 8-14	2%	▲
6	612	Audubon's Shearwater	North Carolina	Aug 15-21	2%	▲
7	612	Audubon's Shearwater	North Carolina	Aug 22-31	2%	▲
8	612	Audubon's Shearwater	North Carolina	Aug 1-7	2%	▲
9	612	Audubon's Shearwater	North Carolina	Jul 15-21	2%	▲
10	612	Audubon's Shearwater	Delaware	Aug 15-21	1%	▲
1	882	<b>Barolo Shearwater</b>	<b>Massachusetts</b>	<b>Aug 22-31</b>	<b>0%</b>	▲
1	514	<b>Wilson's Storm-Petrel</b>	<b>Maine</b>	<b>Jul 22-31</b>	<b>9%</b>	▲

2015 Impatient Birder's Guide (USA Lower 48)

Species Top 10s

Row	Rank	Species	State	Date	% of Checklists	Quality
2	514	Wilson's Storm-Petrel	Maine	Jul 8-14	7%	▲
3	514	Wilson's Storm-Petrel	Maine	Jun 22-30	7%	▲
4	514	Wilson's Storm-Petrel	Maine	Aug 1-7	7%	▲
5	514	Wilson's Storm-Petrel	Maine	Jul 15-21	7%	▲
6	514	Wilson's Storm-Petrel	Maine	Jul 1-7	6%	▲
7	514	Wilson's Storm-Petrel	North Carolina	May 22-31	6%	▲
8	514	Wilson's Storm-Petrel	Massachusetts	Jul 15-21	5%	▲
9	514	Wilson's Storm-Petrel	Maine	Jun 15-21	4%	▲
10	514	Wilson's Storm-Petrel	Maine	Aug 8-14	4%	▲
1	753	<b>White-faced Storm-Petrel</b>	<b>Massachusetts</b>	<b>Aug 22-31</b>	<b>0%</b>	▲
2	753	White-faced Storm-Petrel	Rhode Island	Aug 15-21	0%	◆
3	753	White-faced Storm-Petrel	Rhode Island	Aug 8-14	0%	◆
4	753	White-faced Storm-Petrel	North Carolina	Aug 22-31	0%	▲
5	753	White-faced Storm-Petrel	Maryland	Aug 22-31	0%	▲
6	753	White-faced Storm-Petrel	Virginia	Sep 1-7	0%	▲
7	753	White-faced Storm-Petrel	North Carolina	Sep 1-7	0%	▲
8	753	White-faced Storm-Petrel	Virginia	Sep 8-14	0%	▲
9	753	White-faced Storm-Petrel	North Carolina	Aug 15-21	0%	▲
10	753	White-faced Storm-Petrel	Massachusetts	Aug 15-21	0%	▲
1	838	<b>European Storm-Petrel</b>	<b>North Carolina</b>	<b>May 22-31</b>	<b>0%</b>	▲
2	838	European Storm-Petrel	North Carolina	May 15-21	0%	▲
3	838	European Storm-Petrel	North Carolina	Jun 1-7	0%	▲
1	847	<b>Black-bellied Storm-Petrel</b>	<b>North Carolina</b>	<b>May 22-31</b>	<b>0%</b>	▲
2	847	Black-bellied Storm-Petrel	North Carolina	Aug 8-14	0%	▲
3	847	Black-bellied Storm-Petrel	North Carolina	Jul 15-21	0%	▲
4	847	Black-bellied Storm-Petrel	North Carolina	Jun 22-30	0%	▲
1	625	<b>Fork-tailed Storm-Petrel</b>	<b>Washington</b>	<b>Sep 8-14</b>	<b>1%</b>	▲
2	625	Fork-tailed Storm-Petrel	Washington	Aug 15-21	1%	▲
3	625	Fork-tailed Storm-Petrel	Oregon	Sep 22-30	1%	▲
4	625	Fork-tailed Storm-Petrel	Washington	Aug 8-14	1%	▲
5	625	Fork-tailed Storm-Petrel	Washington	Aug 22-31	1%	▲
6	625	Fork-tailed Storm-Petrel	Washington	Aug 1-7	1%	▲
7	625	Fork-tailed Storm-Petrel	Oregon	Aug 22-31	1%	▲
8	625	Fork-tailed Storm-Petrel	Oregon	Aug 8-14	1%	▲
9	625	Fork-tailed Storm-Petrel	Washington	Jul 8-14	1%	▲
10	625	Fork-tailed Storm-Petrel	Washington	Sep 1-7	1%	▲
1	846	<b>Ringed Storm-Petrel</b>	<b>California</b>	<b>Aug 1-7</b>	<b>0%</b>	●
1	872	<b>Swinhoe's Storm-Petrel</b>	<b>North Carolina</b>	<b>Aug 8-14</b>	<b>0%</b>	▲
2	872	Swinhoe's Storm-Petrel	North Carolina	Jun 1-7	0%	▲
3	872	Swinhoe's Storm-Petrel	North Carolina	Aug 15-21	0%	▲
1	542	<b>Leach's Storm-Petrel</b>	<b>Maine</b>	<b>Jul 22-31</b>	<b>8%</b>	▲
2	542	Leach's Storm-Petrel	Maine	Jul 8-14	8%	▲
3	542	Leach's Storm-Petrel	Maine	Jun 8-14	8%	▲

2015 Impatient Birder's Guide (USA Lower 48)

Species Top 10s

Row	Rank	Species	State	Date	% of Checklists	Quality
4	542	Leach's Storm-Petrel	Maine	Jul 15-21	8%	▲
5	542	Leach's Storm-Petrel	Maine	Aug 1-7	8%	▲
6	542	Leach's Storm-Petrel	Maine	Jun 15-21	8%	▲
7	542	Leach's Storm-Petrel	Maine	Jun 22-30	7%	▲
8	542	Leach's Storm-Petrel	Maine	Jul 1-7	7%	▲
9	542	Leach's Storm-Petrel	Maine	Jun 1-7	5%	▲
10	542	Leach's Storm-Petrel	North Carolina	May 22-31	4%	▲
1	626	<b>Ashy Storm-Petrel</b>	<b>California</b>	<b>Sep 8-14</b>	<b>1%</b>	●
2	626	Ashy Storm-Petrel	California	Sep 15-21	1%	●
3	626	Ashy Storm-Petrel	California	Sep 1-7	1%	●
4	626	Ashy Storm-Petrel	California	Aug 22-31	1%	●
5	626	Ashy Storm-Petrel	California	Aug 15-21	1%	●
6	626	Ashy Storm-Petrel	California	Sep 22-30	1%	●
7	626	Ashy Storm-Petrel	California	Oct 1-7	1%	●
8	626	Ashy Storm-Petrel	California	Oct 8-14	0%	●
9	626	Ashy Storm-Petrel	California	Aug 8-14	0%	●
10	626	Ashy Storm-Petrel	California	Jul 22-31	0%	●
1	645	<b>Band-rumped Storm-Petrel</b>	<b>North Carolina</b>	<b>May 22-31</b>	<b>4%</b>	▲
2	645	Band-rumped Storm-Petrel	North Carolina	Jun 1-7	3%	▲
3	645	Band-rumped Storm-Petrel	North Carolina	Jul 22-31	2%	▲
4	645	Band-rumped Storm-Petrel	North Carolina	Aug 8-14	2%	▲
5	645	Band-rumped Storm-Petrel	North Carolina	Jun 8-14	2%	▲
6	645	Band-rumped Storm-Petrel	North Carolina	Aug 15-21	2%	▲
7	645	Band-rumped Storm-Petrel	North Carolina	Aug 1-7	1%	▲
8	645	Band-rumped Storm-Petrel	North Carolina	Jul 15-21	1%	▲
9	645	Band-rumped Storm-Petrel	Rhode Island	Sep 8-14	1%	◆
10	645	Band-rumped Storm-Petrel	Louisiana	Aug 8-14	1%	◆
1	830	<b>Wedge-rumped Storm-Petrel</b>	<b>California</b>	<b>Jul 22-31</b>	<b>0%</b>	●
2	830	Wedge-rumped Storm-Petrel	California	Oct 1-7	0%	●
3	830	Wedge-rumped Storm-Petrel	California	Aug 15-21	0%	●
4	830	Wedge-rumped Storm-Petrel	California	Oct 8-14	0%	●
1	630	<b>Black Storm-Petrel</b>	<b>California</b>	<b>Sep 1-7</b>	<b>1%</b>	●
2	630	Black Storm-Petrel	California	Sep 8-14	1%	●
3	630	Black Storm-Petrel	California	Sep 15-21	1%	●
4	630	Black Storm-Petrel	California	Oct 1-7	1%	●
5	630	Black Storm-Petrel	California	Aug 15-21	1%	●
6	630	Black Storm-Petrel	California	Aug 22-31	1%	●
7	630	Black Storm-Petrel	California	Oct 8-14	1%	●
8	630	Black Storm-Petrel	California	Sep 22-30	0%	●
9	630	Black Storm-Petrel	California	Jul 22-31	0%	●
10	630	Black Storm-Petrel	California	Jul 15-21	0%	●
1	713	<b>Least Storm-Petrel</b>	<b>California</b>	<b>Oct 1-7</b>	<b>0%</b>	●
2	713	Least Storm-Petrel	California	Sep 8-14	0%	●

2015 Impatient Birder's Guide (USA Lower 48)

Species Top 10s

Row	Rank	Species	State	Date	% of Checklists	Quality
3	713	Least Storm-Petrel	California	Oct 8-14	0%	●
4	713	Least Storm-Petrel	California	Sep 1-7	0%	●
5	713	Least Storm-Petrel	New Mexico	Aug 22-31	0%	▲
6	713	Least Storm-Petrel	California	Oct 22-31	0%	●
7	713	Least Storm-Petrel	California	Sep 15-21	0%	●
8	713	Least Storm-Petrel	California	Oct 15-21	0%	●
9	713	Least Storm-Petrel	California	Sep 22-30	0%	●
10	713	Least Storm-Petrel	California	Aug 22-31	0%	●
1	707	<b>White-tailed Tropicbird</b>	<b>North Carolina</b>	<b>Jul 22-31</b>	<b>1%</b>	▲
2	707	White-tailed Tropicbird	North Carolina	Aug 15-21	1%	▲
3	707	White-tailed Tropicbird	North Carolina	May 22-31	1%	▲
4	707	White-tailed Tropicbird	North Carolina	Jul 1-7	0%	▲
5	707	White-tailed Tropicbird	North Carolina	Jun 1-7	0%	▲
6	707	White-tailed Tropicbird	North Carolina	Aug 8-14	0%	▲
7	707	White-tailed Tropicbird	Florida	May 15-21	0%	▲
8	707	White-tailed Tropicbird	North Carolina	Aug 22-31	0%	▲
9	707	White-tailed Tropicbird	North Carolina	Aug 1-7	0%	▲
10	707	White-tailed Tropicbird	Florida	Jul 15-21	0%	▲
1	677	<b>Red-billed Tropicbird</b>	<b>North Carolina</b>	<b>May 22-31</b>	<b>1%</b>	▲
2	677	Red-billed Tropicbird	Maine	Jul 8-14	0%	▲
3	677	Red-billed Tropicbird	Maine	Jul 22-31	0%	▲
4	677	Red-billed Tropicbird	Louisiana	Sep 8-14	0%	▲
5	677	Red-billed Tropicbird	Maine	Jul 1-7	0%	▲
6	677	Red-billed Tropicbird	North Carolina	Jun 1-7	0%	▲
7	677	Red-billed Tropicbird	California	Sep 1-7	0%	●
8	677	Red-billed Tropicbird	Alabama	Aug 15-21	0%	◆
9	677	Red-billed Tropicbird	Alabama	Aug 8-14	0%	◆
10	677	Red-billed Tropicbird	Alabama	Aug 22-31	0%	◆
1	776	<b>Red-tailed Tropicbird</b>	<b>California</b>	<b>Aug 22-31</b>	<b>0%</b>	●
2	776	Red-tailed Tropicbird	California	Oct 1-7	0%	●
3	776	Red-tailed Tropicbird	California	Nov 22-30	0%	●
4	776	Red-tailed Tropicbird	California	Aug 15-21	0%	●
5	776	Red-tailed Tropicbird	California	Sep 15-21	0%	●
1	803	<b>Jabiru</b>	<b>Mississippi</b>	<b>Aug 22-31</b>	<b>0%</b>	◆
2	803	Jabiru	Texas	Sep 1-7	0%	▲
3	803	Jabiru	Texas	Sep 8-14	0%	▲
4	803	Jabiru	Texas	Aug 8-14	0%	▲
5	803	Jabiru	Texas	Jul 22-31	0%	▲
6	803	Jabiru	Texas	Aug 15-21	0%	▲
7	803	Jabiru	Texas	Aug 22-31	0%	●
8	803	Jabiru	Texas	Sep 15-21	0%	▲
1	271	<b>Wood Stork</b>	<b>Florida</b>	<b>Dec 8-14</b>	<b>21%</b>	▲
2	271	Wood Stork	Florida	Jan 22-31	21%	●

2015 Impatient Birder's Guide (USA Lower 48)

Species Top 10s

Row	Rank	Species	State	Date	% of Checklists	Quality
3	271	Wood Stork	Florida	Dec 22-31	21%	●
4	271	Wood Stork	Florida	Dec 15-21	21%	▲
5	271	Wood Stork	Florida	Nov 22-30	21%	●
6	271	Wood Stork	Florida	Nov 8-14	20%	▲
7	271	Wood Stork	Florida	Dec 1-7	20%	▲
8	271	Wood Stork	Florida	Nov 15-21	20%	▲
9	271	Wood Stork	Florida	Feb 1-7	20%	●
10	271	Wood Stork	Florida	Jan 15-21	20%	●
1	438	<b>Magnificent Frigatebird</b>	<b>Florida</b>	<b>Apr 22-30</b>	<b>8%</b>	●
2	438	Magnificent Frigatebird	Mississippi	Sep 1-7	8%	◆
3	438	Magnificent Frigatebird	Florida	May 1-7	7%	▲
4	438	Magnificent Frigatebird	Florida	Apr 15-21	6%	●
5	438	Magnificent Frigatebird	Louisiana	Sep 1-7	6%	▲
6	438	Magnificent Frigatebird	Florida	Jun 8-14	6%	▲
7	438	Magnificent Frigatebird	Florida	Jun 22-30	6%	▲
8	438	Magnificent Frigatebird	Florida	Jul 8-14	5%	▲
9	438	Magnificent Frigatebird	Florida	May 8-14	5%	▲
10	438	Magnificent Frigatebird	Florida	Jun 15-21	5%	▲
1	805	<b>Great Frigatebird</b>	<b>Oklahoma</b>	<b>Nov 1-7</b>	<b>0%</b>	◆
2	805	Great Frigatebird	California	Oct 8-14	0%	●
3	805	Great Frigatebird	California	Mar 8-14	0%	●
1	852	<b>Lesser Frigatebird</b>	<b>Wyoming</b>	<b>Jul 8-14</b>	<b>0%</b>	◆
2	852	Lesser Frigatebird	Maine	Jul 1-7	0%	▲
3	852	Lesser Frigatebird	Michigan	Sep 8-14	0%	▲
4	852	Lesser Frigatebird	California	Jul 15-21	0%	●
1	632	<b>Masked Booby</b>	<b>Florida</b>	<b>Apr 22-30</b>	<b>1%</b>	●
2	632	Masked Booby	Florida	May 1-7	1%	▲
3	632	Masked Booby	Florida	Apr 15-21	1%	●
4	632	Masked Booby	Louisiana	Aug 8-14	1%	◆
5	632	Masked Booby	Florida	Apr 8-14	0%	●
6	632	Masked Booby	Louisiana	Aug 1-7	0%	◆
7	632	Masked Booby	Louisiana	Aug 15-21	0%	◆
8	632	Masked Booby	Louisiana	Jul 15-21	0%	◆
9	632	Masked Booby	Mississippi	Jul 1-7	0%	◆
10	632	Masked Booby	Texas	Aug 22-31	0%	●
1	640	<b>Blue-footed Booby</b>	<b>California</b>	<b>Sep 15-21</b>	<b>1%</b>	●
2	640	Blue-footed Booby	Arizona	Aug 15-21	1%	▲
3	640	Blue-footed Booby	Arizona	Aug 22-31	1%	▲
4	640	Blue-footed Booby	California	Sep 22-30	0%	●
5	640	Blue-footed Booby	Arizona	Oct 8-14	0%	▲
6	640	Blue-footed Booby	New Mexico	Aug 8-14	0%	▲
7	640	Blue-footed Booby	California	Oct 15-21	0%	●
8	640	Blue-footed Booby	California	Oct 1-7	0%	●



**2015 Impatient Birder's Guide (USA Lower 48)**  
**Species Top 10s**

Row	Rank	Species	State	Date	% of Checklists	Quality
9	640	Blue-footed Booby	Arizona	Oct 15-21	0%	▲
10	640	Blue-footed Booby	California	Oct 8-14	0%	●
<b>1</b>	<b>579</b>	<b>Brown Booby</b>	<b>Arkansas</b>	<b>Aug 8-14</b>	<b>2%</b>	◆
2	579	Brown Booby	Arkansas	Aug 15-21	2%	◆
3	579	Brown Booby	Florida	Apr 22-30	1%	●
4	579	Brown Booby	Florida	May 1-7	1%	▲
5	579	Brown Booby	Louisiana	Jan 1-7	1%	▲
6	579	Brown Booby	New Jersey	Jul 22-31	1%	▲
7	579	Brown Booby	Oregon	Nov 8-14	1%	▲
8	579	Brown Booby	Oregon	Nov 1-7	1%	▲
9	579	Brown Booby	Florida	Apr 15-21	1%	●
10	579	Brown Booby	Louisiana	Dec 22-31	1%	▲
<b>1</b>	<b>747</b>	<b>Red-footed Booby</b>	<b>California</b>	<b>Sep 22-30</b>	<b>0%</b>	●
2	747	Red-footed Booby	Florida	Dec 15-21	0%	▲
3	747	Red-footed Booby	Florida	Mar 15-21	0%	●
4	747	Red-footed Booby	Florida	Jun 1-7	0%	▲
5	747	Red-footed Booby	Florida	May 15-21	0%	▲
6	747	Red-footed Booby	Florida	Jan 15-21	0%	●
7	747	Red-footed Booby	Florida	May 8-14	0%	▲
8	747	Red-footed Booby	Florida	Apr 22-30	0%	●
9	747	Red-footed Booby	Florida	May 1-7	0%	▲
10	747	Red-footed Booby	Florida	Dec 22-31	0%	●
<b>1</b>	<b>325</b>	<b>Northern Gannet</b>	<b>Rhode Island</b>	<b>Nov 22-30</b>	<b>18%</b>	◆
2	325	Northern Gannet	Rhode Island	Nov 8-14	16%	◆
3	325	Northern Gannet	Rhode Island	Dec 1-7	16%	◆
4	325	Northern Gannet	Rhode Island	Nov 15-21	16%	◆
5	325	Northern Gannet	Maine	Sep 22-30	14%	▲
6	325	Northern Gannet	Delaware	Nov 15-21	14%	◆
7	325	Northern Gannet	Rhode Island	Dec 8-14	14%	◆
8	325	Northern Gannet	Rhode Island	Dec 15-21	14%	◆
9	325	Northern Gannet	Maine	Jul 22-31	12%	▲
10	325	Northern Gannet	Rhode Island	Dec 22-31	11%	◆
<b>1</b>	<b>332</b>	<b>Brandt's Cormorant</b>	<b>California</b>	<b>Sep 15-21</b>	<b>8%</b>	●
2	332	Brandt's Cormorant	California	Sep 8-14	7%	●
3	332	Brandt's Cormorant	California	Sep 22-30	7%	●
4	332	Brandt's Cormorant	California	Aug 1-7	6%	●
5	332	Brandt's Cormorant	California	Aug 22-31	6%	●
6	332	Brandt's Cormorant	California	Sep 1-7	6%	●
7	332	Brandt's Cormorant	California	Aug 15-21	6%	●
8	332	Brandt's Cormorant	California	Oct 1-7	6%	●
9	332	Brandt's Cormorant	California	Jul 22-31	6%	●
10	332	Brandt's Cormorant	California	Aug 8-14	6%	●
<b>1</b>	<b>292</b>	<b>Neotropic Cormorant</b>	<b>Texas</b>	<b>Nov 8-14</b>	<b>11%</b>	●

2015 Impatient Birder's Guide (USA Lower 48)

Species Top 10s

Row	Rank	Species	State	Date	% of Checklists	Quality
2	292	Neotropic Cormorant	Texas	Apr 8-14	11%	●
3	292	Neotropic Cormorant	Louisiana	Oct 22-31	11%	▲
4	292	Neotropic Cormorant	Texas	Feb 22-28	11%	●
5	292	Neotropic Cormorant	Texas	Dec 15-21	11%	●
6	292	Neotropic Cormorant	Texas	Apr 22-30	11%	●
7	292	Neotropic Cormorant	Texas	Apr 15-21	11%	●
8	292	Neotropic Cormorant	Texas	Aug 15-21	10%	▲
9	292	Neotropic Cormorant	Texas	Aug 8-14	10%	▲
10	292	Neotropic Cormorant	Louisiana	Apr 22-30	10%	▲
1	31	<b>Double-crested Cormorant</b>	<b>Rhode Island</b>	<b>Oct 1-7</b>	<b>60%</b>	◆
2	31	Double-crested Cormorant	Rhode Island	Oct 8-14	57%	◆
3	31	Double-crested Cormorant	Rhode Island	Sep 8-14	56%	◆
4	31	Double-crested Cormorant	Rhode Island	Sep 22-30	55%	◆
5	31	Double-crested Cormorant	Rhode Island	Aug 22-31	54%	◆
6	31	Double-crested Cormorant	Rhode Island	Oct 15-21	53%	◆
7	31	Double-crested Cormorant	Rhode Island	Aug 8-14	52%	◆
8	31	Double-crested Cormorant	Rhode Island	Sep 1-7	52%	◆
9	31	Double-crested Cormorant	Rhode Island	Sep 15-21	52%	◆
10	31	Double-crested Cormorant	Rhode Island	Aug 15-21	51%	◆
1	386	<b>Great Cormorant</b>	<b>Rhode Island</b>	<b>Feb 22-28</b>	<b>18%</b>	◆
2	386	Great Cormorant	Rhode Island	Dec 15-21	18%	◆
3	386	Great Cormorant	Rhode Island	Nov 22-30	17%	◆
4	386	Great Cormorant	Rhode Island	Mar 8-14	17%	◆
5	386	Great Cormorant	Rhode Island	Nov 8-14	16%	◆
6	386	Great Cormorant	Rhode Island	Dec 22-31	15%	◆
7	386	Great Cormorant	Rhode Island	Feb 1-7	15%	◆
8	386	Great Cormorant	Rhode Island	Mar 15-21	15%	◆
9	386	Great Cormorant	Rhode Island	Mar 22-31	15%	◆
10	386	Great Cormorant	Rhode Island	Jan 8-14	14%	◆
1	865	<b>Red-faced Cormorant</b>	<b>Washington</b>	<b>May 15-21</b>	<b>0%</b>	▲
1	331	<b>Pelagic Cormorant</b>	<b>Washington</b>	<b>Nov 1-7</b>	<b>10%</b>	▲
2	331	Pelagic Cormorant	Washington	Oct 22-31	9%	▲
3	331	Pelagic Cormorant	Washington	Nov 8-14	9%	▲
4	331	Pelagic Cormorant	Washington	Nov 15-21	9%	▲
5	331	Pelagic Cormorant	Washington	Dec 15-21	8%	▲
6	331	Pelagic Cormorant	Washington	Oct 15-21	8%	▲
7	331	Pelagic Cormorant	Washington	Oct 8-14	8%	▲
8	331	Pelagic Cormorant	Washington	Sep 22-30	8%	▲
9	331	Pelagic Cormorant	Washington	Oct 1-7	8%	▲
10	331	Pelagic Cormorant	Washington	Dec 8-14	8%	▲
1	194	<b>Anhinga</b>	<b>Florida</b>	<b>Nov 15-21</b>	<b>31%</b>	▲
2	194	Anhinga	Florida	Dec 8-14	31%	▲
3	194	Anhinga	Florida	Nov 22-30	31%	●

2015 Impatient Birder's Guide (USA Lower 48)

Species Top 10s

Row	Rank	Species	State	Date	% of Checklists	Quality
4	194	Anhinga	Florida	Dec 1-7	31%	▲
5	194	Anhinga	Florida	Nov 8-14	30%	▲
6	194	Anhinga	Florida	Dec 15-21	30%	▲
7	194	Anhinga	Florida	Dec 22-31	29%	●
8	194	Anhinga	Florida	Jan 22-31	29%	●
9	194	Anhinga	Florida	Nov 1-7	28%	▲
10	194	Anhinga	Florida	Jan 15-21	28%	●
<b>1</b>	<b>150</b>	<b>American White Pelican</b>	<b>North Dakota</b>	<b>Aug 1-7</b>	<b>20%</b>	◆
2	150	American White Pelican	North Dakota	Jun 8-14	20%	▲
3	150	American White Pelican	Louisiana	Dec 15-21	20%	▲
4	150	American White Pelican	North Dakota	Jul 15-21	20%	◆
5	150	American White Pelican	North Dakota	Jun 15-21	19%	▲
6	150	American White Pelican	Iowa	Apr 15-21	19%	▲
7	150	American White Pelican	Louisiana	Dec 22-31	19%	▲
8	150	American White Pelican	Utah	Apr 15-21	18%	▲
9	150	American White Pelican	North Dakota	Aug 8-14	18%	◆
10	150	American White Pelican	North Dakota	Jul 1-7	17%	◆
<b>1</b>	<b>131</b>	<b>Brown Pelican</b>	<b>Alabama</b>	<b>Apr 15-21</b>	<b>25%</b>	▲
2	131	Brown Pelican	Florida	Dec 22-31	24%	●
3	131	Brown Pelican	Florida	Jan 1-7	22%	●
4	131	Brown Pelican	Florida	Dec 15-21	22%	▲
5	131	Brown Pelican	Alabama	Apr 8-14	22%	▲
6	131	Brown Pelican	Florida	Nov 22-30	22%	●
7	131	Brown Pelican	Florida	Jan 15-21	21%	●
8	131	Brown Pelican	Florida	Jan 8-14	21%	●
9	131	Brown Pelican	Florida	Jan 22-31	21%	●
10	131	Brown Pelican	Alabama	Oct 8-14	21%	▲
<b>1</b>	<b>333</b>	<b>American Bittern</b>	<b>North Dakota</b>	<b>Jun 1-7</b>	<b>7%</b>	▲
2	333	American Bittern	North Dakota	Jun 8-14	7%	▲
3	333	American Bittern	North Dakota	May 15-21	5%	◆
4	333	American Bittern	North Dakota	Jun 15-21	5%	▲
5	333	American Bittern	Vermont	May 15-21	4%	▲
6	333	American Bittern	Vermont	May 8-14	4%	▲
7	333	American Bittern	North Dakota	Jul 1-7	4%	◆
8	333	American Bittern	Vermont	May 22-31	4%	▲
9	333	American Bittern	Vermont	May 1-7	4%	▲
10	333	American Bittern	North Dakota	Jun 22-30	4%	▲
<b>1</b>	<b>403</b>	<b>Least Bittern</b>	<b>Mississippi</b>	<b>Jun 1-7</b>	<b>7%</b>	◆
2	403	Least Bittern	Mississippi	May 8-14	6%	◆
3	403	Least Bittern	Mississippi	Jun 8-14	6%	◆
4	403	Least Bittern	Mississippi	May 15-21	6%	◆
5	403	Least Bittern	Mississippi	May 22-31	6%	◆
6	403	Least Bittern	New Mexico	Jul 8-14	6%	▲







































2015 Impatient Birder's Guide (USA Lower 48)

Species Top 10s

Row	Rank	Species	State	Date	% of Checklists	Quality
7	403	Least Bittern	Louisiana	Jul 8-14	5%	▲
8	403	Least Bittern	Mississippi	Jun 15-21	5%	◆
9	403	Least Bittern	Mississippi	Jul 8-14	5%	◆
10	403	Least Bittern	Louisiana	Apr 22-30	5%	▲
1	813	<b>Bare-throated Tiger-Heron</b>	<b>Texas</b>	<b>Dec 15-21</b>	<b>0%</b>	●
2	813	Bare-throated Tiger-Heron	Texas	Jan 1-7	0%	●
3	813	Bare-throated Tiger-Heron	Texas	Dec 22-31	0%	●
4	813	Bare-throated Tiger-Heron	Texas	Jan 8-14	0%	●
1	20	<b>Great Blue Heron</b>	<b>Louisiana</b>	<b>Dec 15-21</b>	<b>50%</b>	▲
2	20	Great Blue Heron	Louisiana	Dec 22-31	44%	▲
3	20	Great Blue Heron	Louisiana	Feb 1-7	44%	▲
4	20	Great Blue Heron	Delaware	Jul 22-31	43%	▲
5	20	Great Blue Heron	Louisiana	Nov 15-21	42%	▲
6	20	Great Blue Heron	Delaware	Jul 15-21	42%	◆
7	20	Great Blue Heron	Arkansas	Dec 15-21	42%	▲
8	20	Great Blue Heron	Mississippi	Oct 22-31	42%	◆
9	20	Great Blue Heron	Louisiana	Jan 15-21	42%	▲
10	20	Great Blue Heron	Delaware	Aug 8-14	42%	◆
1	41	<b>Great Egret</b>	<b>Louisiana</b>	<b>Jul 1-7</b>	<b>57%</b>	▲
2	41	Great Egret	Louisiana	Sep 8-14	57%	▲
3	41	Great Egret	Louisiana	Jun 22-30	57%	▲
4	41	Great Egret	Louisiana	Jun 1-7	56%	▲
5	41	Great Egret	Louisiana	Jul 15-21	56%	◆
6	41	Great Egret	Louisiana	Jun 15-21	56%	▲
7	41	Great Egret	Louisiana	Jun 8-14	56%	▲
8	41	Great Egret	Louisiana	Sep 22-30	55%	▲
9	41	Great Egret	Louisiana	Dec 15-21	55%	▲
10	41	Great Egret	Louisiana	Jul 8-14	54%	▲
1	731	<b>Little Egret</b>	<b>Delaware</b>	<b>Jun 15-21</b>	<b>1%</b>	◆
2	731	Little Egret	Massachusetts	Dec 1-7	1%	▲
3	731	Little Egret	Delaware	Jun 8-14	1%	◆
4	731	Little Egret	Massachusetts	Dec 8-14	0%	▲
5	731	Little Egret	Maine	Jun 22-30	0%	▲
6	731	Little Egret	Delaware	May 22-31	0%	▲
7	731	Little Egret	Virginia	May 15-21	0%	▲
8	731	Little Egret	New Hampshire	Jun 22-30	0%	▲
9	731	Little Egret	Massachusetts	Jul 8-14	0%	▲
10	731	Little Egret	New Hampshire	Jul 8-14	0%	▲
1	780	<b>Western Reef-Heron</b>	<b>New Hampshire</b>	<b>Aug 22-31</b>	<b>0%</b>	▲
2	780	Western Reef-Heron	New Hampshire	Sep 1-7	0%	▲
3	780	Western Reef-Heron	New Hampshire	Sep 8-14	0%	▲
4	780	Western Reef-Heron	New Hampshire	Sep 15-21	0%	▲
5	780	Western Reef-Heron	Massachusetts	Sep 8-14	0%	▲

2015 Impatient Birder's Guide (USA Lower 48)

Species Top 10s

Row	Rank	Species	State	Date	% of Checklists	Quality
6	780	Western Reef-Heron	Massachusetts	Aug 15-21	0%	▲
7	780	Western Reef-Heron	Massachusetts	Aug 1-7	0%	▲
8	780	Western Reef-Heron	New Hampshire	Aug 8-14	0%	▲
9	780	Western Reef-Heron	New York	Jul 1-7	0%	▲
10	780	Western Reef-Heron	New Hampshire	Aug 15-21	0%	▲
1	66	<b>Snowy Egret</b>	<b>Delaware</b>	<b>Jul 22-31</b>	 41%	▲
2	66	Snowy Egret	Louisiana	Jul 15-21	 39%	◆
3	66	Snowy Egret	Delaware	Aug 1-7	 38%	◆
4	66	Snowy Egret	Delaware	Aug 8-14	 38%	◆
5	66	Snowy Egret	Louisiana	Jun 1-7	 37%	▲
6	66	Snowy Egret	Delaware	Jul 15-21	 37%	◆
7	66	Snowy Egret	Louisiana	Jul 8-14	 37%	▲
8	66	Snowy Egret	Louisiana	Sep 22-30	 36%	▲
9	66	Snowy Egret	Louisiana	Jun 8-14	 36%	▲
10	66	Snowy Egret	Louisiana	Jul 1-7	 36%	▲
1	147	<b>Little Blue Heron</b>	<b>Louisiana</b>	<b>Jul 8-14</b>	 41%	▲
2	147	Little Blue Heron	Louisiana	Jul 15-21	 40%	◆
3	147	Little Blue Heron	Louisiana	Jul 1-7	 40%	▲
4	147	Little Blue Heron	Louisiana	Jun 22-30	 39%	▲
5	147	Little Blue Heron	Louisiana	Jun 8-14	 38%	▲
6	147	Little Blue Heron	Louisiana	Jun 15-21	 38%	▲
7	147	Little Blue Heron	Louisiana	Jun 1-7	 36%	▲
8	147	Little Blue Heron	Louisiana	Aug 15-21	 34%	◆
9	147	Little Blue Heron	Louisiana	Sep 8-14	 34%	▲
10	147	Little Blue Heron	Louisiana	Aug 1-7	 34%	◆
1	177	<b>Tricolored Heron</b>	<b>Florida</b>	<b>Nov 22-30</b>	 26%	●
2	177	Tricolored Heron	Florida	Nov 15-21	 26%	▲
3	177	Tricolored Heron	Florida	Dec 1-7	 26%	▲
4	177	Tricolored Heron	Florida	Jan 22-31	 26%	●
5	177	Tricolored Heron	Florida	Dec 15-21	 25%	▲
6	177	Tricolored Heron	Florida	Nov 8-14	 25%	▲
7	177	Tricolored Heron	Florida	Dec 22-31	 25%	●
8	177	Tricolored Heron	Florida	Dec 8-14	 25%	▲
9	177	Tricolored Heron	Florida	Jan 15-21	 24%	●
10	177	Tricolored Heron	Louisiana	Jul 8-14	 24%	▲
1	356	<b>Reddish Egret</b>	<b>Mississippi</b>	<b>Sep 1-7</b>	 6%	◆
2	356	Reddish Egret	Florida	Jul 15-21	 6%	▲
3	356	Reddish Egret	Florida	Jul 22-31	 6%	▲
4	356	Reddish Egret	Alabama	Apr 15-21	 6%	▲
5	356	Reddish Egret	Florida	Aug 1-7	 6%	▲
6	356	Reddish Egret	Florida	Aug 8-14	 6%	▲
7	356	Reddish Egret	Florida	Jul 8-14	 6%	▲
8	356	Reddish Egret	Florida	Jan 22-31	 6%	●

2015 Impatient Birder's Guide (USA Lower 48)


































Species Top 10s

Row	Rank	Species	State	Date	% of Checklists	Quality
9	356	Reddish Egret	Florida	Dec 22-31	6%	●
10	356	Reddish Egret	Florida	Aug 15-21	6%	▲
<b>1</b>	<b>181</b>	<b>Cattle Egret</b>	<b>Louisiana</b>	<b>Jul 1-7</b>	<b>50%</b>	▲
2	181	Cattle Egret	Louisiana	Jul 8-14	48%	▲
3	181	Cattle Egret	Louisiana	Jun 22-30	48%	▲
4	181	Cattle Egret	Louisiana	Jun 8-14	47%	▲
5	181	Cattle Egret	Louisiana	Jun 15-21	46%	▲
6	181	Cattle Egret	Louisiana	Jun 1-7	45%	▲
7	181	Cattle Egret	Louisiana	Jul 15-21	44%	◆
8	181	Cattle Egret	Louisiana	Aug 15-21	39%	◆
9	181	Cattle Egret	Louisiana	Aug 22-31	38%	▲
10	181	Cattle Egret	Louisiana	Aug 1-7	37%	◆
<b>1</b>	<b>92</b>	<b>Green Heron</b>	<b>Louisiana</b>	<b>Jul 1-7</b>	<b>38%</b>	▲
2	92	Green Heron	Louisiana	Jun 22-30	38%	▲
3	92	Green Heron	Louisiana	Jun 15-21	36%	▲
4	92	Green Heron	Louisiana	Jun 1-7	36%	▲
5	92	Green Heron	Louisiana	Jul 8-14	35%	▲
6	92	Green Heron	Louisiana	Jul 15-21	34%	◆
7	92	Green Heron	Louisiana	Jun 8-14	33%	▲
8	92	Green Heron	Louisiana	Aug 1-7	31%	◆
9	92	Green Heron	Louisiana	Aug 15-21	30%	◆
10	92	Green Heron	Louisiana	Jul 22-31	28%	▲
<b>1</b>	<b>142</b>	<b>Black-crowned Night-Heron</b>	<b>New Jersey</b>	<b>Jul 15-21</b>	<b>14%</b>	▲
2	142	Black-crowned Night-Heron	New Jersey	Jul 22-31	14%	▲
3	142	Black-crowned Night-Heron	New Jersey	Aug 1-7	14%	▲
4	142	Black-crowned Night-Heron	New Jersey	Jul 8-14	13%	▲
5	142	Black-crowned Night-Heron	New Jersey	Jul 1-7	12%	▲
6	142	Black-crowned Night-Heron	Delaware	Aug 8-14	12%	◆
7	142	Black-crowned Night-Heron	Louisiana	Jul 8-14	12%	▲
8	142	Black-crowned Night-Heron	Delaware	Jul 15-21	11%	◆
9	142	Black-crowned Night-Heron	New Jersey	Aug 8-14	11%	▲
10	142	Black-crowned Night-Heron	New Jersey	Aug 15-21	11%	▲
<b>1</b>	<b>273</b>	<b>Yellow-crowned Night-Heron</b>	<b>Louisiana</b>	<b>Jul 8-14</b>	<b>25%</b>	▲
2	273	Yellow-crowned Night-Heron	Louisiana	Jun 15-21	24%	▲
3	273	Yellow-crowned Night-Heron	Louisiana	Jun 22-30	24%	▲
4	273	Yellow-crowned Night-Heron	Louisiana	Jul 1-7	23%	▲
5	273	Yellow-crowned Night-Heron	Louisiana	Jun 1-7	22%	▲
6	273	Yellow-crowned Night-Heron	Louisiana	Jun 8-14	21%	▲
7	273	Yellow-crowned Night-Heron	Louisiana	Jul 15-21	21%	◆
8	273	Yellow-crowned Night-Heron	Louisiana	May 22-31	20%	▲
9	273	Yellow-crowned Night-Heron	Louisiana	Jul 22-31	17%	▲
10	273	Yellow-crowned Night-Heron	Louisiana	Aug 1-7	17%	◆
<b>1</b>	<b>146</b>	<b>White Ibis</b>	<b>Florida</b>	<b>Dec 1-7</b>	<b>40%</b>	▲














































2015 Impatient Birder's Guide (USA Lower 48)

Species Top 10s

Row	Rank	Species	State	Date	% of Checklists	Quality
2	146	White Ibis	Florida	Dec 8-14	 40%	▲
3	146	White Ibis	Florida	Nov 22-30	 39%	●
4	146	White Ibis	Florida	Dec 15-21	 38%	▲
5	146	White Ibis	Florida	Nov 8-14	 38%	▲
6	146	White Ibis	Florida	Nov 1-7	 38%	▲
7	146	White Ibis	Florida	Nov 15-21	 38%	▲
8	146	White Ibis	Florida	Dec 22-31	 37%	●
9	146	White Ibis	Florida	Jan 22-31	 37%	●
10	146	White Ibis	Florida	Feb 22-28	 36%	●
1	774	<b>Scarlet Ibis</b>	<b>Florida</b>	<b>Feb 22-28</b>	<b>0%</b>	●
2	774	Scarlet Ibis	Florida	Mar 22-31	0%	●
3	774	Scarlet Ibis	Florida	Apr 15-21	0%	●
4	774	Scarlet Ibis	Florida	Apr 1-7	0%	●
5	774	Scarlet Ibis	Florida	Jun 8-14	0%	▲
6	774	Scarlet Ibis	Florida	Nov 1-7	0%	▲
7	774	Scarlet Ibis	Florida	Aug 1-7	0%	▲
8	774	Scarlet Ibis	Florida	Apr 8-14	0%	●
9	774	Scarlet Ibis	Florida	Feb 8-14	0%	●
10	774	Scarlet Ibis	Florida	Jan 15-21	0%	●
1	265	<b>Glossy Ibis</b>	<b>Delaware</b>	<b>Jul 22-31</b>	 <b>27%</b>	▲
2	265	Glossy Ibis	Delaware	Jul 15-21	 26%	◆
3	265	Glossy Ibis	Delaware	Aug 8-14	 24%	◆
4	265	Glossy Ibis	Delaware	Aug 1-7	 24%	◆
5	265	Glossy Ibis	Delaware	Jul 8-14	 22%	◆
6	265	Glossy Ibis	Delaware	Aug 15-21	 20%	▲
7	265	Glossy Ibis	Delaware	Aug 22-31	 16%	▲
8	265	Glossy Ibis	New Jersey	Jul 22-31	 15%	▲
9	265	Glossy Ibis	Florida	Jan 22-31	 15%	●
10	265	Glossy Ibis	New Jersey	Aug 1-7	 15%	▲
1	257	<b>White-faced Ibis</b>	<b>Utah</b>	<b>Aug 22-31</b>	 <b>20%</b>	▲
2	257	White-faced Ibis	Utah	Aug 8-14	 19%	▲
3	257	White-faced Ibis	Utah	Aug 15-21	 19%	▲
4	257	White-faced Ibis	Utah	Apr 22-30	 19%	▲
5	257	White-faced Ibis	Utah	May 1-7	 18%	▲
6	257	White-faced Ibis	Utah	Aug 1-7	 17%	▲
7	257	White-faced Ibis	Nevada	Aug 22-31	 17%	◆
8	257	White-faced Ibis	Nevada	Aug 15-21	 16%	◆
9	257	White-faced Ibis	Nevada	Aug 1-7	 16%	◆
10	257	White-faced Ibis	Utah	Jul 22-31	 16%	▲
1	291	<b>Roseate Spoonbill</b>	<b>Louisiana</b>	<b>Oct 22-31</b>	 <b>14%</b>	▲
2	291	Roseate Spoonbill	Louisiana	Jul 15-21	 12%	◆
3	291	Roseate Spoonbill	Louisiana	Jul 1-7	 12%	▲
4	291	Roseate Spoonbill	Louisiana	Jul 8-14	 12%	▲




2015 Impatient Birder's Guide (USA Lower 48)

Species Top 10s

Row	Rank	Species	State	Date	% of Checklists	Quality
5	291	Roseate Spoonbill	Louisiana	Sep 22-30	 11%	▲
6	291	Roseate Spoonbill	Louisiana	Apr 22-30	 11%	▲
7	291	Roseate Spoonbill	Louisiana	Aug 1-7	 11%	◆
8	291	Roseate Spoonbill	Louisiana	Sep 8-14	 11%	▲
9	291	Roseate Spoonbill	Louisiana	Jun 22-30	 10%	▲
10	291	Roseate Spoonbill	Louisiana	Jun 15-21	 10%	▲
<b>1</b>	<b>73</b>	<b>Black Vulture</b>	<b>Texas</b>	<b>Dec 15-21</b>	 <b>30%</b>	●
2	73	Black Vulture	Florida	Nov 15-21	 29%	▲
3	73	Black Vulture	Florida	Mar 8-14	 29%	●
4	73	Black Vulture	Florida	Nov 8-14	 29%	▲
5	73	Black Vulture	Florida	Nov 22-30	 29%	●
6	73	Black Vulture	Florida	Mar 1-7	 29%	●
7	73	Black Vulture	Florida	Jan 22-31	 28%	●
8	73	Black Vulture	Florida	Dec 8-14	 28%	▲
9	73	Black Vulture	Florida	Dec 15-21	 28%	▲
10	73	Black Vulture	Florida	Dec 1-7	 28%	▲
<b>1</b>	<b>18</b>	<b>Turkey Vulture</b>	<b>Delaware</b>	<b>Nov 8-14</b>	 <b>52%</b>	◆
2	18	Turkey Vulture	Delaware	Apr 1-7	 51%	◆
3	18	Turkey Vulture	Delaware	Oct 8-14	 50%	◆
4	18	Turkey Vulture	Delaware	Oct 15-21	 49%	◆
5	18	Turkey Vulture	Florida	Nov 22-30	 49%	●
6	18	Turkey Vulture	Delaware	Sep 15-21	 49%	◆
7	18	Turkey Vulture	Delaware	Apr 22-30	 49%	▲
8	18	Turkey Vulture	Delaware	Nov 1-7	 48%	◆
9	18	Turkey Vulture	Kansas	Oct 1-7	 48%	▲
10	18	Turkey Vulture	Louisiana	Feb 8-14	 47%	▲
<b>1</b>	<b>605</b>	<b>California Condor</b>	<b>Arizona</b>	<b>Sep 22-30</b>	 <b>1%</b>	▲
2	605	California Condor	Arizona	Jun 15-21	 1%	▲
3	605	California Condor	Arizona	Jun 8-14	 1%	▲
4	605	California Condor	Arizona	Sep 1-7	 1%	▲
5	605	California Condor	Arizona	Jun 1-7	 1%	▲
6	605	California Condor	Arizona	Jun 22-30	 1%	▲
7	605	California Condor	Arizona	Sep 15-21	 1%	▲
8	605	California Condor	Arizona	Aug 22-31	 1%	▲
9	605	California Condor	Arizona	Jul 8-14	 1%	▲
10	605	California Condor	Arizona	Jul 1-7	 1%	▲
<b>1</b>	<b>56</b>	<b>Osprey</b>	<b>Delaware</b>	<b>Jul 15-21</b>	 <b>42%</b>	◆
2	56	Osprey	Delaware	Jul 22-31	 42%	▲
3	56	Osprey	Delaware	Aug 15-21	 37%	▲
4	56	Osprey	Delaware	Aug 1-7	 36%	◆
5	56	Osprey	Delaware	Aug 8-14	 36%	◆
6	56	Osprey	Florida	Mar 22-31	 34%	●
7	56	Osprey	Delaware	Jul 8-14	 34%	◆

2015 Impatient Birder's Guide (USA Lower 48)

Species Top 10s

Row	Rank	Species	State	Date	% of Checklists	Quality
8	56	Osprey	Florida	Mar 8-14	 34%	●
9	56	Osprey	Washington, DC	Aug 1-7	 33%	◆
10	56	Osprey	Florida	Nov 22-30	 33%	●
1	682	<b>Hook-billed Kite</b>	<b>Texas</b>	<b>Nov 8-14</b>	<b>0%</b>	●
2	682	Hook-billed Kite	Texas	Jan 22-31	0%	●
3	682	Hook-billed Kite	Texas	Feb 1-7	0%	●
4	682	Hook-billed Kite	Texas	Mar 8-14	0%	●
5	682	Hook-billed Kite	Texas	Feb 22-28	0%	●
6	682	Hook-billed Kite	Texas	Feb 8-14	0%	●
7	682	Hook-billed Kite	Texas	Apr 1-7	0%	●
8	682	Hook-billed Kite	Texas	Mar 15-21	0%	●
9	682	Hook-billed Kite	Texas	Feb 15-21	0%	●
10	682	Hook-billed Kite	Texas	Sep 15-21	0%	▲
1	411	<b>Swallow-tailed Kite</b>	<b>Florida</b>	<b>Jul 1-7</b>	<b>12%</b>	▲
2	411	Swallow-tailed Kite	Florida	Jun 15-21	11%	▲
3	411	Swallow-tailed Kite	Florida	May 22-31	11%	▲
4	411	Swallow-tailed Kite	Florida	Jun 22-30	11%	▲
5	411	Swallow-tailed Kite	Florida	May 8-14	10%	▲
6	411	Swallow-tailed Kite	Florida	May 15-21	10%	▲
7	411	Swallow-tailed Kite	Florida	Mar 22-31	10%	●
8	411	Swallow-tailed Kite	Florida	Jun 8-14	10%	▲
9	411	Swallow-tailed Kite	Florida	Jul 8-14	10%	▲
10	411	Swallow-tailed Kite	Florida	Mar 15-21	9%	●
1	285	<b>White-tailed Kite</b>	<b>California</b>	<b>Dec 15-21</b>	<b>9%</b>	●
2	285	White-tailed Kite	California	Nov 15-21	9%	●
3	285	White-tailed Kite	California	Jan 8-14	9%	●
4	285	White-tailed Kite	California	Jan 1-7	9%	●
5	285	White-tailed Kite	California	Dec 22-31	9%	●
6	285	White-tailed Kite	California	Dec 1-7	9%	●
7	285	White-tailed Kite	California	Jan 22-31	9%	●
8	285	White-tailed Kite	California	Jan 15-21	8%	●
9	285	White-tailed Kite	California	Nov 8-14	8%	●
10	285	White-tailed Kite	California	Feb 1-7	8%	●
1	564	<b>Snail Kite</b>	<b>Florida</b>	<b>Jan 22-31</b>	<b>2%</b>	●
2	564	Snail Kite	Florida	Nov 8-14	2%	▲
3	564	Snail Kite	Florida	Nov 15-21	2%	▲
4	564	Snail Kite	Florida	Dec 8-14	1%	▲
5	564	Snail Kite	Florida	Mar 8-14	1%	●
6	564	Snail Kite	Florida	Feb 1-7	1%	●
7	564	Snail Kite	Florida	Feb 22-28	1%	●
8	564	Snail Kite	Florida	Nov 22-30	1%	●
9	564	Snail Kite	Florida	Mar 15-21	1%	●
10	564	Snail Kite	Florida	Jan 15-21	1%	●

**2015 Impatient Birder's Guide (USA Lower 48)**  
**Species Top 10s**

Row	Rank	Species	State	Date	% of Checklists	Quality
1	891	<b>Double-toothed Kite</b>	<b>Texas</b>	<b>May 1-7</b>	0%	●
1	336	<b>Mississippi Kite</b>	<b>Louisiana</b>	<b>Jul 8-14</b>	38%	▲
2	336	Mississippi Kite	Oklahoma	Aug 8-14	38%	◆
3	336	Mississippi Kite	Louisiana	Jun 22-30	37%	▲
4	336	Mississippi Kite	Louisiana	Jul 1-7	37%	▲
5	336	Mississippi Kite	Louisiana	Jun 15-21	36%	▲
6	336	Mississippi Kite	Oklahoma	Aug 15-21	35%	◆
7	336	Mississippi Kite	Louisiana	Jul 15-21	33%	◆
8	336	Mississippi Kite	Louisiana	Aug 1-7	33%	◆
9	336	Mississippi Kite	Oklahoma	Aug 22-31	32%	◆
10	336	Mississippi Kite	Louisiana	Aug 8-14	32%	◆
1	58	<b>Bald Eagle</b>	<b>Iowa</b>	<b>Dec 15-21</b>	37%	◆
2	58	Bald Eagle	Iowa	Dec 1-7	33%	◆
3	58	Bald Eagle	North Dakota	Nov 15-21	30%	◆
4	58	Bald Eagle	Iowa	Dec 22-31	30%	▲
5	58	Bald Eagle	Iowa	Feb 22-28	28%	◆
6	58	Bald Eagle	Iowa	Jan 15-21	28%	◆
7	58	Bald Eagle	Washington	Feb 1-7	28%	▲
8	58	Bald Eagle	Delaware	Nov 8-14	28%	◆
9	58	Bald Eagle	Delaware	Sep 8-14	27%	◆
10	58	Bald Eagle	Washington	Dec 22-31	27%	▲
1	76	<b>Northern Harrier</b>	<b>Louisiana</b>	<b>Dec 15-21</b>	29%	▲
2	76	Northern Harrier	Delaware	Nov 8-14	28%	◆
3	76	Northern Harrier	Delaware	Oct 22-31	28%	◆
4	76	Northern Harrier	Delaware	Nov 1-7	27%	◆
5	76	Northern Harrier	Nevada	Dec 15-21	27%	◆
6	76	Northern Harrier	Delaware	Nov 15-21	27%	◆
7	76	Northern Harrier	Delaware	Oct 15-21	26%	◆
8	76	Northern Harrier	Nevada	Nov 15-21	25%	◆
9	76	Northern Harrier	Louisiana	Oct 22-31	25%	▲
10	76	Northern Harrier	Nevada	Dec 8-14	25%	◆
1	138	<b>Sharp-shinned Hawk</b>	<b>New Jersey</b>	<b>Oct 8-14</b>	29%	▲
2	138	Sharp-shinned Hawk	New Jersey	Oct 22-31	28%	▲
3	138	Sharp-shinned Hawk	New Jersey	Oct 15-21	27%	▲
4	138	Sharp-shinned Hawk	New Jersey	Oct 1-7	27%	▲
5	138	Sharp-shinned Hawk	Delaware	Oct 22-31	26%	◆
6	138	Sharp-shinned Hawk	Delaware	Oct 8-14	25%	◆
7	138	Sharp-shinned Hawk	Delaware	Nov 1-7	24%	◆
8	138	Sharp-shinned Hawk	New Jersey	Sep 22-30	24%	▲
9	138	Sharp-shinned Hawk	Delaware	Oct 1-7	22%	◆
10	138	Sharp-shinned Hawk	Delaware	Nov 8-14	22%	◆
1	68	<b>Cooper's Hawk</b>	<b>New Jersey</b>	<b>Oct 8-14</b>	26%	▲
2	68	Cooper's Hawk	New Jersey	Oct 1-7	25%	▲

2015 Impatient Birder's Guide (USA Lower 48)

Species Top 10s

Row	Rank	Species	State	Date	% of Checklists	Quality
3	68	Cooper's Hawk	New Jersey	Oct 15-21	25%	▲
4	68	Cooper's Hawk	New Jersey	Oct 22-31	25%	▲
5	68	Cooper's Hawk	Delaware	Oct 8-14	24%	◆
6	68	Cooper's Hawk	Delaware	Oct 22-31	22%	◆
7	68	Cooper's Hawk	New Jersey	Sep 22-30	22%	▲
8	68	Cooper's Hawk	Delaware	Sep 15-21	21%	◆
9	68	Cooper's Hawk	Delaware	Oct 15-21	20%	◆
10	68	Cooper's Hawk	Delaware	Oct 1-7	20%	◆
1	479	<b>Northern Goshawk</b>	<b>New Hampshire</b>	<b>Oct 22-31</b>	<b>3%</b>	▲
2	479	Northern Goshawk	New Hampshire	Oct 8-14	3%	▲
3	479	Northern Goshawk	North Dakota	Dec 8-14	2%	◆
4	479	Northern Goshawk	New Hampshire	Oct 15-21	2%	▲
5	479	Northern Goshawk	New Hampshire	Oct 1-7	2%	▲
6	479	Northern Goshawk	Montana	Sep 15-21	2%	◆
7	479	Northern Goshawk	Montana	Oct 15-21	2%	◆
8	479	Northern Goshawk	Montana	Oct 8-14	2%	◆
9	479	Northern Goshawk	Minnesota	Oct 15-21	2%	▲
10	479	Northern Goshawk	New Jersey	Nov 1-7	2%	▲
1	745	<b>Crane Hawk</b>	<b>Texas</b>	<b>Jan 22-31</b>	<b>0%</b>	●
2	745	Crane Hawk	Texas	Jan 1-7	0%	●
3	745	Crane Hawk	Texas	Feb 22-28	0%	●
4	745	Crane Hawk	Texas	Mar 22-31	0%	●
5	745	Crane Hawk	Texas	Mar 8-14	0%	●
6	745	Crane Hawk	Texas	Dec 22-31	0%	●
7	745	Crane Hawk	Texas	Dec 15-21	0%	●
8	745	Crane Hawk	Texas	Feb 1-7	0%	●
9	745	Crane Hawk	Texas	Jan 8-14	0%	●
10	745	Crane Hawk	Texas	Feb 8-14	0%	●
1	571	<b>Common Black Hawk</b>	<b>Arizona</b>	<b>Mar 15-21</b>	<b>4%</b>	▲
2	571	Common Black Hawk	Arizona	Mar 8-14	3%	▲
3	571	Common Black Hawk	Arizona	Apr 22-30	2%	●
4	571	Common Black Hawk	Arizona	Mar 22-31	2%	▲
5	571	Common Black Hawk	Arizona	Apr 15-21	2%	▲
6	571	Common Black Hawk	Arizona	Apr 1-7	2%	▲
7	571	Common Black Hawk	Arizona	May 8-14	2%	▲
8	571	Common Black Hawk	Arizona	Jun 15-21	1%	▲
9	571	Common Black Hawk	Arizona	Jun 22-30	1%	▲
10	571	Common Black Hawk	Arizona	Apr 8-14	1%	▲
1	419	<b>Harris's Hawk</b>	<b>Texas</b>	<b>Nov 8-14</b>	<b>9%</b>	●
2	419	Harris's Hawk	Texas	Nov 1-7	6%	●
3	419	Harris's Hawk	Texas	Feb 8-14	4%	●
4	419	Harris's Hawk	Arizona	Nov 15-21	4%	▲
5	419	Harris's Hawk	Texas	Jan 22-31	4%	●

2015 Impatient Birder's Guide (USA Lower 48)

Species Top 10s

Row	Rank	Species	State	Date	% of Checklists	Quality
6	419	Harris's Hawk	Arizona	Nov 22-30	4%	▲
7	419	Harris's Hawk	Texas	Jan 8-14	4%	●
8	419	Harris's Hawk	Arizona	Oct 1-7	4%	▲
9	419	Harris's Hawk	Arizona	Oct 8-14	4%	▲
10	419	Harris's Hawk	Arizona	Dec 8-14	4%	▲
<b>1</b>	<b>766</b>	<b>Roadside Hawk</b>	<b>Texas</b>	<b>Mar 22-31</b>	<b>0%</b>	●
2	766	Roadside Hawk	Texas	Jan 1-7	0%	●
3	766	Roadside Hawk	Texas	Dec 8-14	0%	▲
4	766	Roadside Hawk	Texas	Feb 22-28	0%	●
5	766	Roadside Hawk	Texas	Mar 1-7	0%	●
6	766	Roadside Hawk	Texas	Feb 1-7	0%	●
7	766	Roadside Hawk	Texas	Feb 15-21	0%	●
8	766	Roadside Hawk	Texas	Jan 22-31	0%	●
9	766	Roadside Hawk	Texas	Feb 8-14	0%	●
10	766	Roadside Hawk	Texas	Oct 15-21	0%	▲
<b>1</b>	<b>62</b>	<b>Red-shouldered Hawk</b>	<b>Louisiana</b>	<b>Feb 8-14</b>	<b>29%</b>	▲
2	62	Red-shouldered Hawk	Louisiana	Feb 1-7	29%	▲
3	62	Red-shouldered Hawk	Florida	Sep 15-21	28%	▲
4	62	Red-shouldered Hawk	Florida	Dec 15-21	28%	▲
5	62	Red-shouldered Hawk	Florida	Oct 1-7	28%	▲
6	62	Red-shouldered Hawk	Florida	Oct 15-21	28%	▲
7	62	Red-shouldered Hawk	Louisiana	Jan 22-31	28%	▲
8	62	Red-shouldered Hawk	Florida	Sep 22-30	28%	▲
9	62	Red-shouldered Hawk	Florida	Jan 22-31	28%	●
10	62	Red-shouldered Hawk	Florida	Nov 15-21	28%	▲
<b>1</b>	<b>250</b>	<b>Broad-winged Hawk</b>	<b>New Hampshire</b>	<b>Sep 15-21</b>	<b>14%</b>	▲
2	250	Broad-winged Hawk	New Hampshire	Sep 8-14	13%	▲
3	250	Broad-winged Hawk	Delaware	Sep 15-21	13%	◆
4	250	Broad-winged Hawk	New Hampshire	May 1-7	13%	▲
5	250	Broad-winged Hawk	New Hampshire	Apr 22-30	12%	▲
6	250	Broad-winged Hawk	Pennsylvania	Sep 15-21	12%	▲
7	250	Broad-winged Hawk	New Hampshire	Sep 1-7	11%	▲
8	250	Broad-winged Hawk	Vermont	Sep 15-21	10%	▲
9	250	Broad-winged Hawk	New Hampshire	Jun 15-21	10%	▲
10	250	Broad-winged Hawk	Tennessee	Apr 15-21	10%	▲
<b>1</b>	<b>476</b>	<b>Gray Hawk</b>	<b>Arizona</b>	<b>Apr 1-7</b>	<b>6%</b>	▲
2	476	Gray Hawk	Arizona	Apr 8-14	6%	▲
3	476	Gray Hawk	Arizona	Mar 22-31	6%	▲
4	476	Gray Hawk	Arizona	Apr 22-30	6%	●
5	476	Gray Hawk	Arizona	Aug 1-7	5%	▲
6	476	Gray Hawk	Arizona	Aug 15-21	5%	▲
7	476	Gray Hawk	Arizona	May 1-7	5%	▲
8	476	Gray Hawk	Arizona	May 8-14	5%	▲












































2015 Impatient Birder's Guide (USA Lower 48)

Species Top 10s

Row	Rank	Species	State	Date	% of Checklists	Quality
9	476	Gray Hawk	Arizona	May 22-31	5%	▲
10	476	Gray Hawk	Arizona	Jul 22-31	5%	▲
1	555	<b>Short-tailed Hawk</b>	<b>Florida</b>	<b>Oct 22-31</b>	<b>2%</b>	▲
2	555	Short-tailed Hawk	Florida	Nov 8-14	2%	▲
3	555	Short-tailed Hawk	Florida	Oct 8-14	2%	▲
4	555	Short-tailed Hawk	Florida	Dec 8-14	2%	▲
5	555	Short-tailed Hawk	Florida	Oct 15-21	2%	▲
6	555	Short-tailed Hawk	Florida	Jan 8-14	2%	●
7	555	Short-tailed Hawk	Florida	Nov 22-30	1%	●
8	555	Short-tailed Hawk	Florida	Dec 22-31	1%	●
9	555	Short-tailed Hawk	Florida	Dec 1-7	1%	▲
10	555	Short-tailed Hawk	Florida	Nov 1-7	1%	▲
1	277	<b>Swainson's Hawk</b>	<b>Colorado</b>	<b>Aug 22-31</b>	<b>14%</b>	▲
2	277	Swainson's Hawk	Nebraska	Aug 8-14	14%	◆
3	277	Swainson's Hawk	New Mexico	Apr 15-21	14%	▲
4	277	Swainson's Hawk	New Mexico	Aug 15-21	13%	▲
5	277	Swainson's Hawk	Colorado	Sep 8-14	13%	▲
6	277	Swainson's Hawk	Colorado	May 1-7	13%	▲
7	277	Swainson's Hawk	Colorado	Sep 1-7	13%	▲
8	277	Swainson's Hawk	North Dakota	Jun 8-14	12%	▲
9	277	Swainson's Hawk	New Mexico	Apr 8-14	12%	▲
10	277	Swainson's Hawk	Idaho	Jul 22-31	12%	▲
1	487	<b>White-tailed Hawk</b>	<b>Texas</b>	<b>Nov 8-14</b>	<b>6%</b>	●
2	487	White-tailed Hawk	Texas	Dec 15-21	4%	●
3	487	White-tailed Hawk	Texas	Nov 1-7	4%	●
4	487	White-tailed Hawk	Texas	Jan 1-7	3%	●
5	487	White-tailed Hawk	Texas	Jan 15-21	3%	●
6	487	White-tailed Hawk	Texas	Dec 22-31	3%	●
7	487	White-tailed Hawk	Texas	Nov 15-21	3%	●
8	487	White-tailed Hawk	Texas	Jan 22-31	3%	●
9	487	White-tailed Hawk	Texas	Nov 22-30	3%	●
10	487	White-tailed Hawk	Texas	Feb 1-7	3%	●
1	518	<b>Zone-tailed Hawk</b>	<b>Arizona</b>	<b>Apr 8-14</b>	<b>4%</b>	▲
2	518	Zone-tailed Hawk	Arizona	Jun 15-21	4%	▲
3	518	Zone-tailed Hawk	Arizona	Apr 1-7	4%	▲
4	518	Zone-tailed Hawk	Arizona	Apr 22-30	4%	●
5	518	Zone-tailed Hawk	Arizona	Apr 15-21	3%	▲
6	518	Zone-tailed Hawk	Arizona	May 8-14	3%	▲
7	518	Zone-tailed Hawk	Arizona	Mar 22-31	3%	▲
8	518	Zone-tailed Hawk	Arizona	Jun 1-7	3%	▲
9	518	Zone-tailed Hawk	Arizona	Jun 22-30	3%	▲
10	518	Zone-tailed Hawk	Arizona	May 22-31	3%	▲
1	24	<b>Red-tailed Hawk</b>	<b>Arkansas</b>	<b>Dec 15-21</b>	<b>46%</b>	▲

2015 Impatient Birder's Guide (USA Lower 48)

Species Top 10s

Row	Rank	Species	State	Date	% of Checklists	Quality
2	24	Red-tailed Hawk	Kansas	Nov 22-30	 46%	▲
3	24	Red-tailed Hawk	Kansas	Nov 1-7	 45%	▲
4	24	Red-tailed Hawk	Kansas	Dec 15-21	 45%	▲
5	24	Red-tailed Hawk	Nebraska	Dec 22-31	 44%	▲
6	24	Red-tailed Hawk	Nebraska	Oct 22-31	 44%	▲
7	24	Red-tailed Hawk	Nebraska	Dec 15-21	 44%	◆
8	24	Red-tailed Hawk	Kansas	Dec 22-31	 43%	▲
9	24	Red-tailed Hawk	Louisiana	Feb 1-7	 43%	▲
10	24	Red-tailed Hawk	Kansas	Nov 8-14	 43%	▲
1	404	<b>Ferruginous Hawk</b>	<b>North Dakota</b>	<b>Jun 8-14</b>	 <b>6%</b>	▲
2	404	Ferruginous Hawk	New Mexico	Dec 15-21	 5%	▲
3	404	Ferruginous Hawk	North Dakota	Jun 15-21	 5%	▲
4	404	Ferruginous Hawk	New Mexico	Dec 22-31	 5%	▲
5	404	Ferruginous Hawk	Nevada	Jan 15-21	 5%	◆
6	404	Ferruginous Hawk	Nevada	Dec 1-7	 4%	◆
7	404	Ferruginous Hawk	North Dakota	Jun 1-7	 4%	▲
8	404	Ferruginous Hawk	Colorado	Jan 8-14	 4%	▲
9	404	Ferruginous Hawk	New Mexico	Dec 8-14	 4%	▲
10	404	Ferruginous Hawk	New Mexico	Feb 1-7	 4%	▲
1	303	<b>Rough-legged Hawk</b>	<b>Montana</b>	<b>Jan 1-7</b>	 <b>25%</b>	▲
2	303	Rough-legged Hawk	Wyoming	Dec 8-14	 24%	◆
3	303	Rough-legged Hawk	Wyoming	Dec 22-31	 20%	◆
4	303	Rough-legged Hawk	Montana	Dec 22-31	 20%	▲
5	303	Rough-legged Hawk	Wyoming	Dec 15-21	 19%	◆
6	303	Rough-legged Hawk	South Dakota	Dec 8-14	 19%	◆
7	303	Rough-legged Hawk	South Dakota	Feb 1-7	 19%	◆
8	303	Rough-legged Hawk	Montana	Dec 15-21	 19%	◆
9	303	Rough-legged Hawk	Wyoming	Dec 1-7	 19%	◆
10	303	Rough-legged Hawk	North Dakota	Nov 1-7	 18%	◆
1	335	<b>Golden Eagle</b>	<b>Wyoming</b>	<b>Feb 22-28</b>	 <b>14%</b>	◆
2	335	Golden Eagle	Wyoming	Mar 1-7	 13%	◆
3	335	Golden Eagle	Wyoming	Feb 15-21	 12%	◆
4	335	Golden Eagle	Wyoming	Dec 15-21	 12%	◆
5	335	Golden Eagle	Wyoming	Jan 8-14	 12%	◆
6	335	Golden Eagle	Wyoming	Nov 15-21	 11%	◆
7	335	Golden Eagle	Wyoming	Mar 22-31	 11%	◆
8	335	Golden Eagle	Wyoming	Nov 8-14	 11%	◆
9	335	Golden Eagle	Wyoming	Feb 8-14	 11%	◆
10	335	Golden Eagle	Wyoming	Dec 1-7	 11%	◆
1	600	<b>Yellow Rail</b>	<b>Louisiana</b>	<b>Oct 22-31</b>	 <b>4%</b>	▲
2	600	Yellow Rail	Louisiana	Nov 1-7	 2%	▲
3	600	Yellow Rail	North Dakota	Jul 1-7	 2%	◆
4	600	Yellow Rail	Oklahoma	Nov 8-14	 1%	◆

2015 Impatient Birder's Guide (USA Lower 48)

Species Top 10s

Row	Rank	Species	State	Date	% of Checklists	Quality
5	600	Yellow Rail	North Dakota	Jul 22-31	1%	◆
6	600	Yellow Rail	North Dakota	Jul 15-21	1%	◆
7	600	Yellow Rail	Oklahoma	Oct 22-31	1%	◆
8	600	Yellow Rail	Mississippi	Feb 22-28	1%	◆
9	600	Yellow Rail	Oklahoma	Oct 15-21	1%	◆
10	600	Yellow Rail	Mississippi	Mar 1-7	1%	◆
<b>1</b>	<b>604</b>	<b>Black Rail</b>	<b>New Jersey</b>	<b>Jun 22-30</b>	<b>1%</b>	▲
2	604	Black Rail	Kansas	Jul 1-7	1%	▲
3	604	Black Rail	Kansas	Jun 15-21	1%	▲
4	604	Black Rail	West Virginia	Jun 1-7	1%	▲
5	604	Black Rail	Maryland	Jun 15-21	1%	▲
6	604	Black Rail	Kansas	Jun 1-7	0%	▲
7	604	Black Rail	Massachusetts	Jun 1-7	0%	▲
8	604	Black Rail	West Virginia	Jun 8-14	0%	▲
9	604	Black Rail	Kansas	May 15-21	0%	▲
10	604	Black Rail	Kansas	Jun 22-30	0%	▲
<b>1</b>	<b>853</b>	<b>Corn Crake</b>	<b>Maryland</b>	<b>Nov 22-30</b>	<b>0%</b>	▲
2	853	Corn Crake	New Jersey	Nov 8-14	0%	▲
<b>1</b>	<b>337</b>	<b>Clapper Rail</b>	<b>Delaware</b>	<b>Jul 22-31</b>	<b>18%</b>	▲
2	337	Clapper Rail	Delaware	Aug 1-7	18%	◆
3	337	Clapper Rail	Delaware	Jul 15-21	18%	◆
4	337	Clapper Rail	Delaware	Aug 8-14	18%	◆
5	337	Clapper Rail	Delaware	Aug 15-21	18%	▲
6	337	Clapper Rail	Delaware	May 22-31	17%	▲
7	337	Clapper Rail	Delaware	Jul 8-14	15%	◆
8	337	Clapper Rail	Delaware	May 15-21	14%	▲
9	337	Clapper Rail	Delaware	Jun 8-14	12%	◆
10	337	Clapper Rail	Delaware	Aug 22-31	11%	▲
<b>1</b>	<b>482</b>	<b>King Rail</b>	<b>Louisiana</b>	<b>Dec 15-21</b>	<b>6%</b>	▲
2	482	King Rail	Louisiana	Oct 22-31	4%	▲
3	482	King Rail	Louisiana	Apr 22-30	3%	▲
4	482	King Rail	Louisiana	Dec 22-31	3%	▲
5	482	King Rail	Louisiana	Jul 8-14	3%	▲
6	482	King Rail	Louisiana	Nov 1-7	3%	▲
7	482	King Rail	Mississippi	May 22-31	3%	◆
8	482	King Rail	Mississippi	Dec 15-21	2%	◆
9	482	King Rail	Louisiana	Jul 15-21	2%	◆
10	482	King Rail	Mississippi	May 1-7	2%	◆
<b>1</b>	<b>300</b>	<b>Virginia Rail</b>	<b>Mississippi</b>	<b>Oct 22-31</b>	<b>7%</b>	◆
2	300	Virginia Rail	Mississippi	Nov 1-7	6%	◆
3	300	Virginia Rail	Mississippi	Dec 8-14	6%	◆
4	300	Virginia Rail	Mississippi	Nov 15-21	6%	◆
5	300	Virginia Rail	Mississippi	Dec 1-7	6%	◆











































2015 Impatient Birder's Guide (USA Lower 48)

Species Top 10s

Row	Rank	Species	State	Date	% of Checklists	Quality
6	300	Virginia Rail	Mississippi	Dec 15-21	5%	◆
7	300	Virginia Rail	Louisiana	Oct 22-31	5%	▲
8	300	Virginia Rail	Nevada	Sep 8-14	5%	◆
9	300	Virginia Rail	Nevada	Sep 1-7	5%	◆
10	300	Virginia Rail	Mississippi	Jan 8-14	5%	◆
1	252	<b>Sora</b>	<b>North Dakota</b>	<b>Jul 15-21</b>	<b>12%</b>	◆
2	252	Sora	North Dakota	Jul 1-7	12%	◆
3	252	Sora	North Dakota	Jun 8-14	11%	▲
4	252	Sora	North Dakota	May 15-21	11%	◆
5	252	Sora	North Dakota	Jun 15-21	10%	▲
6	252	Sora	Mississippi	May 1-7	10%	◆
7	252	Sora	North Dakota	Jun 1-7	10%	▲
8	252	Sora	North Dakota	May 22-31	10%	▲
9	252	Sora	Mississippi	Oct 22-31	9%	◆
10	252	Sora	North Dakota	Jul 8-14	9%	◆
1	874	<b>Paint-billed Crake</b>	<b>Virginia</b>	<b>Dec 15-21</b>	<b>0%</b>	▲
1	618	<b>Purple Swamphen</b>	<b>Florida</b>	<b>Dec 8-14</b>	<b>1%</b>	▲
2	618	Purple Swamphen	Florida	Nov 15-21	1%	▲
3	618	Purple Swamphen	Florida	Dec 1-7	1%	▲
4	618	Purple Swamphen	Florida	Nov 8-14	1%	▲
5	618	Purple Swamphen	Florida	Nov 22-30	1%	●
6	618	Purple Swamphen	Florida	Feb 1-7	1%	●
7	618	Purple Swamphen	Florida	Mar 8-14	1%	●
8	618	Purple Swamphen	Florida	Dec 15-21	1%	▲
9	618	Purple Swamphen	Florida	Feb 15-21	1%	●
10	618	Purple Swamphen	Florida	Mar 1-7	1%	●
1	427	<b>Purple Gallinule</b>	<b>Mississippi</b>	<b>Aug 8-14</b>	<b>9%</b>	◆
2	427	Purple Gallinule	Mississippi	May 22-31	7%	◆
3	427	Purple Gallinule	Mississippi	Jul 22-31	7%	◆
4	427	Purple Gallinule	Mississippi	Jul 8-14	7%	◆
5	427	Purple Gallinule	Mississippi	May 15-21	6%	◆
6	427	Purple Gallinule	Mississippi	May 8-14	6%	◆
7	427	Purple Gallinule	Mississippi	Jun 22-30	6%	◆
8	427	Purple Gallinule	Mississippi	Jul 1-7	6%	◆
9	427	Purple Gallinule	Mississippi	Jun 1-7	6%	◆
10	427	Purple Gallinule	Mississippi	Jun 8-14	5%	◆
1	184	<b>Common Gallinule</b>	<b>Florida</b>	<b>Nov 15-21</b>	<b>21%</b>	▲
2	184	Common Gallinule	Florida	Dec 15-21	20%	▲
3	184	Common Gallinule	Florida	Jan 22-31	20%	●
4	184	Common Gallinule	Florida	Dec 1-7	20%	▲
5	184	Common Gallinule	Florida	Nov 22-30	20%	●
6	184	Common Gallinule	Florida	Dec 8-14	20%	▲
7	184	Common Gallinule	Florida	Nov 8-14	20%	▲

2015 Impatient Birder's Guide (USA Lower 48)

Species Top 10s

Row	Rank	Species	State	Date	% of Checklists	Quality
8	184	Common Gallinule	Florida	Jan 15-21	 19%	●
9	184	Common Gallinule	Florida	Feb 22-28	 19%	●
10	184	Common Gallinule	Florida	Mar 8-14	 19%	●
1	43	<b>American Coot</b>	<b>Nevada</b>	<b>Nov 22-30</b>	 <b>45%</b>	◆
2	43	American Coot	Nevada	Nov 8-14	 45%	◆
3	43	American Coot	Nevada	Jan 15-21	 43%	◆
4	43	American Coot	Nevada	Mar 15-21	 39%	◆
5	43	American Coot	Nevada	Mar 8-14	 39%	◆
6	43	American Coot	Nevada	Nov 15-21	 38%	◆
7	43	American Coot	Nevada	Jan 22-31	 38%	◆
8	43	American Coot	Nevada	Oct 22-31	 38%	◆
9	43	American Coot	Nevada	Nov 1-7	 38%	◆
10	43	American Coot	Nevada	Dec 8-14	 38%	◆
1	886	<b>Sungrebe</b>	<b>New Mexico</b>	<b>Nov 15-21</b>	<b>0%</b>	▲
1	394	<b>Limpkin</b>	<b>Florida</b>	<b>Nov 15-21</b>	 <b>8%</b>	▲
2	394	Limpkin	Florida	Feb 22-28	 8%	●
3	394	Limpkin	Florida	Nov 8-14	 8%	▲
4	394	Limpkin	Florida	Feb 1-7	 8%	●
5	394	Limpkin	Florida	Dec 1-7	 8%	▲
6	394	Limpkin	Florida	Dec 8-14	 7%	▲
7	394	Limpkin	Florida	Jan 22-31	 7%	●
8	394	Limpkin	Florida	Mar 1-7	 7%	●
9	394	Limpkin	Florida	Mar 15-21	 7%	●
10	394	Limpkin	Florida	Mar 8-14	 7%	●
1	154	<b>Sandhill Crane</b>	<b>Wisconsin</b>	<b>Apr 8-14</b>	 <b>34%</b>	●
2	154	Sandhill Crane	Wisconsin	Mar 22-31	 27%	●
3	154	Sandhill Crane	Wisconsin	Apr 1-7	 27%	●
4	154	Sandhill Crane	Wisconsin	Mar 15-21	 27%	▲
5	154	Sandhill Crane	New Mexico	Nov 15-21	 26%	▲
6	154	Sandhill Crane	Wisconsin	Apr 22-30	 25%	●
7	154	Sandhill Crane	Wisconsin	Apr 15-21	 25%	●
8	154	Sandhill Crane	New Mexico	Nov 8-14	 24%	▲
9	154	Sandhill Crane	New Mexico	Nov 22-30	 23%	▲
10	154	Sandhill Crane	New Mexico	Nov 1-7	 23%	▲
1	728	<b>Common Crane</b>	<b>Nevada</b>	<b>Jan 15-21</b>	 <b>3%</b>	◆
2	728	Common Crane	Nevada	Jan 22-31	 2%	◆
3	728	Common Crane	Nebraska	Apr 1-7	 1%	▲
4	728	Common Crane	New Mexico	Dec 8-14	 1%	▲
5	728	Common Crane	Nevada	Feb 1-7	 1%	◆
6	728	Common Crane	Nebraska	Feb 1-7	 1%	◆
7	728	Common Crane	New Mexico	Dec 1-7	 1%	▲
8	728	Common Crane	Nebraska	Jan 22-31	 0%	▲
9	728	Common Crane	New Mexico	Dec 15-21	 0%	▲

2015 Impatient Birder's Guide (USA Lower 48)

Species Top 10s

Row	Rank	Species	State	Date	% of Checklists	Quality
10	728	Common Crane	Nebraska	Feb 8-14	0%	▲
1	544	<b>Whooping Crane</b>	<b>Alabama</b>	<b>Dec 15-21</b>	<b>2%</b>	◆
2	544	Whooping Crane	Kansas	Nov 8-14	2%	▲
3	544	Whooping Crane	Alabama	Dec 1-7	2%	◆
4	544	Whooping Crane	Alabama	Jan 8-14	2%	▲
5	544	Whooping Crane	Alabama	Dec 22-31	2%	▲
6	544	Whooping Crane	Alabama	Nov 22-30	2%	▲
7	544	Whooping Crane	Indiana	Feb 8-14	2%	▲
8	544	Whooping Crane	Alabama	Jan 22-31	2%	▲
9	544	Whooping Crane	Alabama	Nov 15-21	2%	◆
10	544	Whooping Crane	Tennessee	Dec 15-21	2%	▲
1	858	<b>Double-striped Thick-knee</b>	<b>Texas</b>	<b>Dec 1-7</b>	<b>0%</b>	▲
1	176	<b>Black-necked Stilt</b>	<b>Delaware</b>	<b>Jul 22-31</b>	<b>22%</b>	▲
2	176	Black-necked Stilt	Delaware	Jul 15-21	20%	◆
3	176	Black-necked Stilt	Delaware	Aug 1-7	18%	◆
4	176	Black-necked Stilt	Louisiana	Apr 22-30	18%	▲
5	176	Black-necked Stilt	Nevada	Aug 15-21	17%	◆
6	176	Black-necked Stilt	Utah	Apr 22-30	17%	▲
7	176	Black-necked Stilt	Utah	Apr 15-21	17%	▲
8	176	Black-necked Stilt	Louisiana	Jul 15-21	17%	◆
9	176	Black-necked Stilt	Louisiana	Jul 8-14	16%	▲
10	176	Black-necked Stilt	Delaware	May 22-31	16%	▲
1	201	<b>American Avocet</b>	<b>Utah</b>	<b>Apr 15-21</b>	<b>22%</b>	▲
2	201	American Avocet	Delaware	Aug 8-14	21%	◆
3	201	American Avocet	Delaware	Jul 22-31	20%	▲
4	201	American Avocet	Utah	Apr 22-30	20%	▲
5	201	American Avocet	Utah	Apr 8-14	19%	▲
6	201	American Avocet	Delaware	Aug 1-7	19%	◆
7	201	American Avocet	Delaware	Aug 15-21	19%	▲
8	201	American Avocet	Utah	May 1-7	18%	▲
9	201	American Avocet	Utah	Apr 1-7	18%	▲
10	201	American Avocet	North Dakota	Aug 1-7	17%	◆
1	287	<b>American Oystercatcher</b>	<b>New Jersey</b>	<b>Jul 22-31</b>	<b>16%</b>	▲
2	287	American Oystercatcher	New Jersey	Jul 8-14	15%	▲
3	287	American Oystercatcher	New Jersey	Jul 1-7	14%	▲
4	287	American Oystercatcher	New Jersey	Aug 1-7	14%	▲
5	287	American Oystercatcher	New Jersey	Jul 15-21	14%	▲
6	287	American Oystercatcher	New Jersey	May 15-21	11%	▲
7	287	American Oystercatcher	New Jersey	Aug 8-14	11%	▲
8	287	American Oystercatcher	New Jersey	Aug 15-21	11%	▲
9	287	American Oystercatcher	Delaware	May 22-31	11%	▲
10	287	American Oystercatcher	New Jersey	Jun 22-30	11%	▲
1	377	<b>Black Oystercatcher</b>	<b>California</b>	<b>Sep 15-21</b>	<b>4%</b>	●



2015 Impatient Birder's Guide (USA Lower 48)

Species Top 10s

Row	Rank	Species	State	Date	% of Checklists	Quality
2	377	Black Oystercatcher	California	Aug 15-21	4%	●
3	377	Black Oystercatcher	California	Aug 22-31	4%	●
4	377	Black Oystercatcher	California	Aug 1-7	4%	●
5	377	Black Oystercatcher	California	Jul 22-31	4%	●
6	377	Black Oystercatcher	California	Sep 8-14	3%	●
7	377	Black Oystercatcher	California	Aug 8-14	3%	●
8	377	Black Oystercatcher	California	Sep 22-30	3%	●
9	377	Black Oystercatcher	California	Sep 1-7	3%	●
10	377	Black Oystercatcher	California	Jul 15-21	3%	●
1	655	<b>Northern Lapwing</b>	<b>New Jersey</b>	<b>Jan 15-21</b>	<b>3%</b>	▲
2	655	Northern Lapwing	Rhode Island	Feb 1-7	1%	◆
3	655	Northern Lapwing	North Carolina	Feb 22-28	1%	▲
4	655	Northern Lapwing	North Carolina	Mar 1-7	1%	▲
5	655	Northern Lapwing	Georgia	Feb 8-14	1%	▲
6	655	Northern Lapwing	Massachusetts	Nov 22-30	1%	▲
7	655	Northern Lapwing	Massachusetts	Nov 15-21	1%	▲
8	655	Northern Lapwing	New Jersey	Feb 1-7	1%	▲
9	655	Northern Lapwing	Massachusetts	Nov 8-14	1%	▲
10	655	Northern Lapwing	Massachusetts	Dec 1-7	1%	▲
1	164	<b>Black-bellied Plover</b>	<b>Delaware</b>	<b>May 22-31</b>	<b>26%</b>	▲
2	164	Black-bellied Plover	Delaware	May 15-21	24%	▲
3	164	Black-bellied Plover	Delaware	Aug 15-21	21%	▲
4	164	Black-bellied Plover	Rhode Island	Sep 22-30	20%	◆
5	164	Black-bellied Plover	Rhode Island	Aug 8-14	18%	◆
6	164	Black-bellied Plover	Rhode Island	Aug 22-31	17%	◆
7	164	Black-bellied Plover	Rhode Island	Sep 15-21	17%	◆
8	164	Black-bellied Plover	Delaware	Aug 8-14	17%	◆
9	164	Black-bellied Plover	Delaware	Aug 22-31	16%	▲
10	164	Black-bellied Plover	Rhode Island	Oct 1-7	16%	◆
1	834	<b>European Golden-Plover</b>	<b>New Jersey</b>	<b>Jul 15-21</b>	<b>1%</b>	▲
2	834	European Golden-Plover	Maine	Oct 8-14	0%	▲
3	834	European Golden-Plover	Delaware	Sep 8-14	0%	◆
1	413	<b>American Golden-Plover</b>	<b>Mississippi</b>	<b>Mar 15-21</b>	<b>6%</b>	◆
2	413	American Golden-Plover	Mississippi	Mar 22-31	6%	◆
3	413	American Golden-Plover	North Dakota	Sep 22-30	6%	◆
4	413	American Golden-Plover	Delaware	Sep 1-7	5%	◆
5	413	American Golden-Plover	Rhode Island	Sep 1-7	5%	◆
6	413	American Golden-Plover	Arkansas	Apr 1-7	5%	▲
7	413	American Golden-Plover	Oklahoma	Apr 1-7	5%	▲
8	413	American Golden-Plover	Louisiana	Mar 22-31	5%	▲
9	413	American Golden-Plover	Arkansas	Mar 22-31	5%	▲
10	413	American Golden-Plover	Oklahoma	Mar 22-31	5%	▲
1	607	<b>Pacific Golden-Plover</b>	<b>Washington</b>	<b>Sep 15-21</b>	<b>1%</b>	▲

2015 Impatient Birder's Guide (USA Lower 48)

Species Top 10s

Row	Rank	Species	State	Date	% of Checklists	Quality
2	607	Pacific Golden-Plover	Washington	Oct 1-7	1%	▲
3	607	Pacific Golden-Plover	Washington	Sep 22-30	1%	▲
4	607	Pacific Golden-Plover	Washington	Sep 1-7	1%	▲
5	607	Pacific Golden-Plover	Washington	Aug 22-31	1%	▲
6	607	Pacific Golden-Plover	California	Oct 8-14	0%	●
7	607	Pacific Golden-Plover	California	Oct 22-31	0%	●
8	607	Pacific Golden-Plover	California	Oct 1-7	0%	●
9	607	Pacific Golden-Plover	California	Sep 8-14	0%	●
10	607	Pacific Golden-Plover	Washington	Sep 8-14	0%	▲
1	725	<b>Lesser Sand-Plover</b>	<b>Indiana</b>	<b>Oct 15-21</b>	<b>1%</b>	▲
2	725	Lesser Sand-Plover	California	Jun 22-30	0%	●
3	725	Lesser Sand-Plover	Rhode Island	Jul 22-31	0%	◆
4	725	Lesser Sand-Plover	Washington	Sep 1-7	0%	▲
5	725	Lesser Sand-Plover	California	Jul 15-21	0%	●
6	725	Lesser Sand-Plover	Washington	Aug 22-31	0%	▲
7	725	Lesser Sand-Plover	California	Aug 15-21	0%	●
8	725	Lesser Sand-Plover	California	Sep 8-14	0%	●
9	725	Lesser Sand-Plover	California	Sep 22-30	0%	●
10	725	Lesser Sand-Plover	California	Jul 8-14	0%	●
1	771	<b>Greater Sand-Plover</b>	<b>Florida</b>	<b>May 15-21</b>	<b>0%</b>	▲
2	771	Greater Sand-Plover	California	Feb 22-28	0%	●
3	771	Greater Sand-Plover	California	Mar 1-7	0%	●
4	771	Greater Sand-Plover	Florida	May 22-31	0%	▲
5	771	Greater Sand-Plover	Florida	May 8-14	0%	▲
6	771	Greater Sand-Plover	California	Feb 1-7	0%	●
7	771	Greater Sand-Plover	California	Feb 8-14	0%	●
8	771	Greater Sand-Plover	California	Feb 15-21	0%	●
9	771	Greater Sand-Plover	California	Mar 8-14	0%	●
1	770	<b>Collared Plover</b>	<b>Texas</b>	<b>Aug 1-7</b>	<b>1%</b>	▲
2	770	Collared Plover	Texas	Aug 8-14	0%	▲
3	770	Collared Plover	Texas	Aug 15-21	0%	▲
4	770	Collared Plover	Texas	May 8-14	0%	●
1	395	<b>Snowy Plover</b>	<b>Kansas</b>	<b>Jul 1-7</b>	<b>6%</b>	▲
2	395	Snowy Plover	Nevada	Aug 15-21	5%	◆
3	395	Snowy Plover	Kansas	Jul 22-31	4%	▲
4	395	Snowy Plover	Kansas	May 15-21	4%	▲
5	395	Snowy Plover	Nevada	Aug 1-7	4%	◆
6	395	Snowy Plover	Kansas	Apr 22-30	4%	▲
7	395	Snowy Plover	Nevada	Jul 22-31	4%	◆
8	395	Snowy Plover	Kansas	Jun 22-30	4%	▲
9	395	Snowy Plover	Nevada	Sep 1-7	3%	◆
10	395	Snowy Plover	California	Aug 1-7	3%	●
1	436	<b>Wilson's Plover</b>	<b>Louisiana</b>	<b>Aug 22-31</b>	<b>5%</b>	▲











2015 Impatient Birder's Guide (USA Lower 48)

Species Top 10s

Row	Rank	Species	State	Date	% of Checklists	Quality
2	436	Wilson's Plover	Louisiana	Apr 22-30	5%	▲
3	436	Wilson's Plover	Louisiana	May 15-21	4%	▲
4	436	Wilson's Plover	Louisiana	May 22-31	4%	▲
5	436	Wilson's Plover	Louisiana	Jun 1-7	4%	▲
6	436	Wilson's Plover	Mississippi	Aug 15-21	4%	◆
7	436	Wilson's Plover	Louisiana	Apr 15-21	4%	▲
8	436	Wilson's Plover	Louisiana	Aug 8-14	4%	◆
9	436	Wilson's Plover	Florida	Jul 22-31	4%	▲
10	436	Wilson's Plover	Louisiana	Jun 15-21	4%	▲
1	778	<b>Common Ringed Plover</b>	<b>Massachusetts</b>	<b>Sep 1-7</b>	<b>0%</b>	▲
2	778	Common Ringed Plover	Maine	Aug 22-31	0%	▲
3	778	Common Ringed Plover	California	Aug 15-21	0%	●
4	778	Common Ringed Plover	California	Aug 22-31	0%	●
5	778	Common Ringed Plover	Massachusetts	May 22-31	0%	●
6	778	Common Ringed Plover	Massachusetts	May 15-21	0%	●
7	778	Common Ringed Plover	Maine	Sep 1-7	0%	▲
8	778	Common Ringed Plover	Washington	Sep 22-30	0%	▲
9	778	Common Ringed Plover	North Carolina	May 15-21	0%	▲
10	778	Common Ringed Plover	New York	Aug 22-31	0%	●
1	178	<b>Semipalmated Plover</b>	<b>Rhode Island</b>	<b>Aug 8-14</b>	<b>45%</b>	◆
2	178	Semipalmated Plover	Rhode Island	Aug 1-7	41%	◆
3	178	Semipalmated Plover	Rhode Island	Aug 15-21	41%	◆
4	178	Semipalmated Plover	Rhode Island	Aug 22-31	39%	◆
5	178	Semipalmated Plover	Delaware	Aug 8-14	36%	◆
6	178	Semipalmated Plover	Delaware	Aug 1-7	35%	◆
7	178	Semipalmated Plover	Delaware	Aug 15-21	34%	▲
8	178	Semipalmated Plover	Rhode Island	Jul 22-31	34%	◆
9	178	Semipalmated Plover	Delaware	Jul 22-31	33%	▲
10	178	Semipalmated Plover	Rhode Island	Sep 1-7	30%	◆
1	366	<b>Piping Plover</b>	<b>Rhode Island</b>	<b>Aug 8-14</b>	<b>12%</b>	◆
2	366	Piping Plover	Rhode Island	Jul 15-21	11%	◆
3	366	Piping Plover	Rhode Island	Aug 1-7	11%	◆
4	366	Piping Plover	Rhode Island	Jun 1-7	11%	◆
5	366	Piping Plover	Rhode Island	Jul 22-31	10%	◆
6	366	Piping Plover	Rhode Island	Jul 1-7	10%	◆
7	366	Piping Plover	Rhode Island	Jun 8-14	10%	◆
8	366	Piping Plover	Massachusetts	Jul 22-31	10%	▲
9	366	Piping Plover	Rhode Island	Jun 22-30	9%	◆
10	366	Piping Plover	Massachusetts	Jul 15-21	9%	▲
1	29	<b>Killdeer</b>	<b>Louisiana</b>	<b>Feb 1-7</b>	<b>46%</b>	▲
2	29	Killdeer	Louisiana	Dec 15-21	46%	▲
3	29	Killdeer	Louisiana	Jan 22-31	44%	▲
4	29	Killdeer	Louisiana	Jan 8-14	44%	▲

2015 Impatient Birder's Guide (USA Lower 48)

Species Top 10s

Row	Rank	Species	State	Date	% of Checklists	Quality
5	29	Killdeer	North Dakota	Jul 1-7	 43%	◆
6	29	Killdeer	Louisiana	Feb 8-14	 42%	▲
7	29	Killdeer	North Dakota	Aug 1-7	 41%	◆
8	29	Killdeer	Kansas	Jul 22-31	 41%	▲
9	29	Killdeer	Louisiana	Jan 15-21	 41%	▲
10	29	Killdeer	Kansas	Mar 15-21	 41%	▲
1	582	<b>Mountain Plover</b>	<b>Wyoming</b>	<b>Jun 1-7</b>	 2%	◆
2	582	Mountain Plover	Wyoming	May 22-31	 1%	▲
3	582	Mountain Plover	Wyoming	Jun 8-14	 1%	▲
4	582	Mountain Plover	Montana	Jul 8-14	 1%	▲
5	582	Mountain Plover	Wyoming	Jul 8-14	 1%	◆
6	582	Mountain Plover	Colorado	Apr 8-14	 1%	▲
7	582	Mountain Plover	Colorado	Apr 15-21	 1%	▲
8	582	Mountain Plover	Wyoming	Jun 15-21	 1%	▲
9	582	Mountain Plover	Colorado	Jun 1-7	 1%	▲
10	582	Mountain Plover	Montana	Jul 1-7	 1%	▲
1	790	<b>Eurasian Dotterel</b>	<b>Washington</b>	<b>Sep 8-14</b>	 0%	▲
2	790	Eurasian Dotterel	California	Sep 8-14	 0%	●
3	790	Eurasian Dotterel	California	Oct 15-21	 0%	●
4	790	Eurasian Dotterel	Washington	Nov 1-7	 0%	▲
5	790	Eurasian Dotterel	Washington	Oct 22-31	 0%	▲
6	790	Eurasian Dotterel	Oregon	Sep 22-30	 0%	▲
7	790	Eurasian Dotterel	Washington	Oct 15-21	 0%	▲
8	790	Eurasian Dotterel	California	Oct 22-31	 0%	●
9	790	Eurasian Dotterel	California	Sep 1-7	 0%	●
1	702	<b>Northern Jacana</b>	<b>Arizona</b>	<b>Nov 8-14</b>	 0%	▲
2	702	Northern Jacana	Texas	Nov 8-14	 0%	●
3	702	Northern Jacana	Arizona	Nov 1-7	 0%	▲
4	702	Northern Jacana	Arizona	Oct 22-31	 0%	▲
5	702	Northern Jacana	Arizona	Aug 22-31	 0%	▲
6	702	Northern Jacana	Texas	Sep 1-7	 0%	▲
7	702	Northern Jacana	Texas	Sep 15-21	 0%	▲
8	702	Northern Jacana	Texas	May 1-7	 0%	●
9	702	Northern Jacana	Arizona	Feb 22-28	 0%	▲
10	702	Northern Jacana	Arizona	Jul 1-7	 0%	▲
1	796	<b>Terek Sandpiper</b>	<b>Massachusetts</b>	<b>Jun 22-30</b>	 0%	▲
2	796	Terek Sandpiper	California	Sep 8-14	 0%	●
3	796	Terek Sandpiper	California	Sep 15-21	 0%	●
4	796	Terek Sandpiper	Virginia	Aug 8-14	 0%	▲
5	796	Terek Sandpiper	California	Sep 1-7	 0%	●
6	796	Terek Sandpiper	California	Aug 22-31	 0%	●
1	99	<b>Spotted Sandpiper</b>	<b>Maine</b>	<b>Jul 8-14</b>	 24%	▲
2	99	Spotted Sandpiper	Maine	Jul 15-21	 24%	▲




























2015 Impatient Birder's Guide (USA Lower 48)

Species Top 10s

Row	Rank	Species	State	Date	% of Checklists	Quality
3	99	Spotted Sandpiper	Maine	Jul 22-31	23%	▲
4	99	Spotted Sandpiper	Maine	Jun 8-14	23%	▲
5	99	Spotted Sandpiper	Maine	Jul 1-7	22%	▲
6	99	Spotted Sandpiper	Maine	Jun 22-30	21%	▲
7	99	Spotted Sandpiper	Maine	Jun 15-21	20%	▲
8	99	Spotted Sandpiper	Maine	Aug 1-7	20%	▲
9	99	Spotted Sandpiper	New Jersey	Aug 1-7	20%	▲
10	99	Spotted Sandpiper	Rhode Island	Aug 8-14	19%	◆
1	221	<b>Solitary Sandpiper</b>	<b>Illinois</b>	<b>May 1-7</b>	13%	●
2	221	Solitary Sandpiper	Tennessee	May 1-7	12%	▲
3	221	Solitary Sandpiper	Tennessee	Apr 22-30	11%	▲
4	221	Solitary Sandpiper	Kansas	Jul 22-31	11%	▲
5	221	Solitary Sandpiper	Ohio	Aug 15-21	11%	▲
6	221	Solitary Sandpiper	Indiana	Jul 22-31	11%	▲
7	221	Solitary Sandpiper	Indiana	Aug 8-14	11%	▲
8	221	Solitary Sandpiper	Indiana	Aug 15-21	11%	▲
9	221	Solitary Sandpiper	Indiana	May 1-7	11%	▲
10	221	Solitary Sandpiper	Illinois	Aug 1-7	11%	▲
1	869	<b>Gray-tailed Tattler</b>	<b>Massachusetts</b>	<b>Oct 15-21</b>	0%	▲
1	515	<b>Wandering Tattler</b>	<b>California</b>	<b>Aug 22-31</b>	2%	●
2	515	Wandering Tattler	California	Aug 1-7	2%	●
3	515	Wandering Tattler	California	Aug 15-21	2%	●
4	515	Wandering Tattler	California	Jul 22-31	2%	●
5	515	Wandering Tattler	California	Aug 8-14	2%	●
6	515	Wandering Tattler	California	Sep 1-7	2%	●
7	515	Wandering Tattler	California	Sep 8-14	2%	●
8	515	Wandering Tattler	California	Sep 15-21	2%	●
9	515	Wandering Tattler	Oregon	Aug 22-31	1%	▲
10	515	Wandering Tattler	California	Sep 22-30	1%	●
1	704	<b>Spotted Redshank</b>	<b>Indiana</b>	<b>Mar 22-31</b>	2%	▲
2	704	Spotted Redshank	Indiana	Apr 1-7	0%	▲
3	704	Spotted Redshank	New York	Mar 15-21	0%	●
4	704	Spotted Redshank	Wisconsin	Apr 22-30	0%	●
5	704	Spotted Redshank	New York	Jan 8-14	0%	●
6	704	Spotted Redshank	Oregon	Feb 15-21	0%	▲
7	704	Spotted Redshank	California	May 15-21	0%	●
8	704	Spotted Redshank	North Carolina	May 8-14	0%	▲
9	704	Spotted Redshank	California	May 1-7	0%	●
10	704	Spotted Redshank	Kansas	May 1-7	0%	▲
1	100	<b>Greater Yellowlegs</b>	<b>Delaware</b>	<b>Aug 1-7</b>	33%	◆
2	100	Greater Yellowlegs	Delaware	Jul 22-31	33%	▲
3	100	Greater Yellowlegs	Delaware	Aug 8-14	30%	◆
4	100	Greater Yellowlegs	Delaware	Jul 15-21	29%	◆

2015 Impatient Birder's Guide (USA Lower 48)






















































































Species Top 10s

Row	Rank	Species	State	Date	% of Checklists	Quality
5	100	Greater Yellowlegs	Delaware	Aug 15-21	 26%	▲
6	100	Greater Yellowlegs	Delaware	Aug 22-31	 23%	▲
7	100	Greater Yellowlegs	Rhode Island	Aug 8-14	 23%	◆
8	100	Greater Yellowlegs	Rhode Island	Aug 15-21	 22%	◆
9	100	Greater Yellowlegs	Delaware	Jul 8-14	 21%	◆
10	100	Greater Yellowlegs	New Jersey	Aug 1-7	 21%	▲
1	800	<b>Common Greenshank</b>	<b>California</b>	<b>Oct 15-21</b>	<b>0%</b>	●
2	800	Common Greenshank	California	Sep 8-14	0%	●
3	800	Common Greenshank	California	Sep 1-7	0%	●
4	800	Common Greenshank	California	Aug 22-31	0%	●
5	800	Common Greenshank	California	Oct 22-31	0%	●
1	145	<b>Willet</b>	<b>Delaware</b>	<b>May 22-31</b>	<b>31%</b>	▲
2	145	Willet	Delaware	May 15-21	 26%	▲
3	145	Willet	Delaware	Jun 8-14	 20%	◆
4	145	Willet	Delaware	Jun 15-21	 20%	◆
5	145	Willet	Delaware	Jun 1-7	 18%	◆
6	145	Willet	Delaware	Jul 15-21	 16%	◆
7	145	Willet	Mississippi	Sep 1-7	 16%	◆
8	145	Willet	Rhode Island	Aug 8-14	 16%	◆
9	145	Willet	Delaware	May 8-14	 15%	▲
10	145	Willet	Rhode Island	Jul 22-31	 15%	◆
1	151	<b>Lesser Yellowlegs</b>	<b>Delaware</b>	<b>Jul 22-31</b>	<b>34%</b>	▲
2	151	Lesser Yellowlegs	Delaware	Aug 1-7	 30%	◆
3	151	Lesser Yellowlegs	Delaware	Jul 15-21	 29%	◆
4	151	Lesser Yellowlegs	Delaware	Aug 8-14	 29%	◆
5	151	Lesser Yellowlegs	Delaware	Aug 15-21	 25%	▲
6	151	Lesser Yellowlegs	North Dakota	Aug 1-7	 22%	◆
7	151	Lesser Yellowlegs	Delaware	Jul 8-14	 22%	◆
8	151	Lesser Yellowlegs	Delaware	Aug 22-31	 22%	▲
9	151	Lesser Yellowlegs	North Dakota	Aug 8-14	 21%	◆
10	151	Lesser Yellowlegs	New Jersey	Aug 1-7	 21%	▲
1	765	<b>Marsh Sandpiper</b>	<b>California</b>	<b>Apr 8-14</b>	<b>0%</b>	●
2	765	Marsh Sandpiper	California	Oct 22-31	0%	●
1	739	<b>Wood Sandpiper</b>	<b>Rhode Island</b>	<b>Oct 15-21</b>	<b>6%</b>	◆
2	739	Wood Sandpiper	Rhode Island	Oct 8-14	 5%	◆
3	739	Wood Sandpiper	Rhode Island	Oct 22-31	 2%	◆
4	739	Wood Sandpiper	Delaware	May 8-14	 1%	▲
5	739	Wood Sandpiper	Washington	Aug 1-7	0%	▲
6	739	Wood Sandpiper	Oregon	Oct 1-7	0%	▲
7	739	Wood Sandpiper	California	Sep 22-30	0%	●
8	739	Wood Sandpiper	New York	Oct 22-31	0%	●
9	739	Wood Sandpiper	Delaware	May 1-7	0%	▲
10	739	Wood Sandpiper	Delaware	May 15-21	0%	▲



2015 Impatient Birder's Guide (USA Lower 48)

Species Top 10s

Row	Rank	Species	State	Date	% of Checklists	Quality
1	410	<b>Upland Sandpiper</b>	<b>South Dakota</b>	<b>Jul 1-7</b>	 17%	
2	410	Upland Sandpiper	North Dakota	Jun 22-30	 16%	
3	410	Upland Sandpiper	North Dakota	Jun 8-14	 15%	
4	410	Upland Sandpiper	North Dakota	Jul 1-7	 15%	
5	410	Upland Sandpiper	South Dakota	Jun 22-30	 14%	
6	410	Upland Sandpiper	North Dakota	Jun 15-21	 14%	
7	410	Upland Sandpiper	Kansas	Jul 22-31	 13%	
8	410	Upland Sandpiper	Nebraska	Aug 8-14	 12%	
9	410	Upland Sandpiper	South Dakota	Jun 15-21	 12%	
10	410	Upland Sandpiper	North Dakota	Jul 8-14	 11%	
1	797	<b>Little Curlew</b>	<b>California</b>	<b>Sep 1-7</b>	 0%	
2	797	Little Curlew	California	Oct 1-7	 0%	
3	797	Little Curlew	California	Aug 8-14	 0%	
4	797	Little Curlew	Washington	May 1-7	 0%	
5	797	Little Curlew	California	Sep 8-14	 0%	
6	797	Little Curlew	California	Aug 1-7	 0%	
7	797	Little Curlew	California	Sep 15-21	 0%	
8	797	Little Curlew	California	Sep 22-30	 0%	
1	781	<b>Eskimo Curlew</b>	<b>South Carolina</b>	<b>Jul 15-21</b>	 0%	
2	781	Eskimo Curlew	Wisconsin	Mar 22-31	 0%	
3	781	Eskimo Curlew	Texas	Mar 22-31	 0%	
4	781	Eskimo Curlew	Texas	Apr 15-21	 0%	
1	309	<b>Whimbrel</b>	<b>California</b>	<b>Aug 1-7</b>	 8%	
2	309	Whimbrel	California	Jul 22-31	 7%	
3	309	Whimbrel	California	Aug 8-14	 7%	
4	309	Whimbrel	Louisiana	Apr 22-30	 7%	
5	309	Whimbrel	New Jersey	Jul 22-31	 7%	
6	309	Whimbrel	California	Apr 22-30	 7%	
7	309	Whimbrel	California	Aug 22-31	 6%	
8	309	Whimbrel	California	Aug 15-21	 6%	
9	309	Whimbrel	California	Jul 15-21	 6%	
10	309	Whimbrel	Louisiana	May 1-7	 6%	
1	808	<b>Bristle-thighed Curlew</b>	<b>Washington</b>	<b>May 8-14</b>	 0%	
2	808	Bristle-thighed Curlew	Washington	May 15-21	 0%	
3	808	Bristle-thighed Curlew	Oregon	May 22-31	 0%	
4	808	Bristle-thighed Curlew	Oregon	May 8-14	 0%	
5	808	Bristle-thighed Curlew	Oregon	May 15-21	 0%	
6	808	Bristle-thighed Curlew	California	May 15-21	 0%	
7	808	Bristle-thighed Curlew	California	May 22-31	 0%	
8	808	Bristle-thighed Curlew	California	May 8-14	 0%	
1	863	<b>Eurasian Curlew</b>	<b>Massachusetts</b>	<b>Sep 22-30</b>	 0%	
2	863	Eurasian Curlew	Massachusetts	Feb 22-28	 0%	
1	301	<b>Long-billed Curlew</b>	<b>Utah</b>	<b>May 15-21</b>	 8%	

2015 Impatient Birder's Guide (USA Lower 48)

Species Top 10s

Row	Rank	Species	State	Date	% of Checklists	Quality
2	301	Long-billed Curlew	Utah	Apr 8-14	8%	▲
3	301	Long-billed Curlew	Texas	Nov 8-14	7%	●
4	301	Long-billed Curlew	Montana	Jun 8-14	7%	▲
5	301	Long-billed Curlew	Utah	Apr 1-7	7%	▲
6	301	Long-billed Curlew	Utah	Apr 15-21	7%	▲
7	301	Long-billed Curlew	Montana	Jun 15-21	7%	▲
8	301	Long-billed Curlew	Utah	Apr 22-30	7%	▲
9	301	Long-billed Curlew	California	Jan 15-21	7%	●
10	301	Long-billed Curlew	California	Aug 1-7	7%	●
1	697	<b>Black-tailed Godwit</b>	<b>Delaware</b>	<b>Jul 15-21</b>	<b>3%</b>	◆
2	697	Black-tailed Godwit	Virginia	Mar 15-21	1%	▲
3	697	Black-tailed Godwit	Texas	Jun 1-7	1%	▲
4	697	Black-tailed Godwit	Virginia	Mar 22-31	1%	▲
5	697	Black-tailed Godwit	Texas	Jun 15-21	0%	▲
6	697	Black-tailed Godwit	Virginia	Apr 1-7	0%	▲
7	697	Black-tailed Godwit	Louisiana	May 8-14	0%	▲
8	697	Black-tailed Godwit	Virginia	Oct 1-7	0%	▲
9	697	Black-tailed Godwit	Massachusetts	Jul 15-21	0%	▲
10	697	Black-tailed Godwit	Delaware	Jun 8-14	0%	◆
1	509	<b>Hudsonian Godwit</b>	<b>South Dakota</b>	<b>Apr 22-30</b>	<b>6%</b>	▲
2	509	Hudsonian Godwit	Kansas	May 15-21	5%	▲
3	509	Hudsonian Godwit	Delaware	Aug 8-14	5%	◆
4	509	Hudsonian Godwit	South Dakota	Apr 15-21	4%	▲
5	509	Hudsonian Godwit	Delaware	Sep 1-7	4%	◆
6	509	Hudsonian Godwit	Delaware	Oct 8-14	4%	◆
7	509	Hudsonian Godwit	Kansas	Apr 22-30	4%	▲
8	509	Hudsonian Godwit	Delaware	Aug 22-31	4%	▲
9	509	Hudsonian Godwit	South Dakota	May 8-14	4%	▲
10	509	Hudsonian Godwit	South Dakota	May 1-7	4%	▲
1	649	<b>Bar-tailed Godwit</b>	<b>Virginia</b>	<b>Aug 8-14</b>	<b>1%</b>	▲
2	649	Bar-tailed Godwit	Texas	Aug 8-14	1%	▲
3	649	Bar-tailed Godwit	Virginia	Aug 15-21	1%	▲
4	649	Bar-tailed Godwit	Virginia	Aug 1-7	1%	▲
5	649	Bar-tailed Godwit	Virginia	Sep 8-14	1%	▲
6	649	Bar-tailed Godwit	Washington	Sep 22-30	0%	▲
7	649	Bar-tailed Godwit	New Jersey	May 1-7	0%	●
8	649	Bar-tailed Godwit	Virginia	Aug 22-31	0%	▲
9	649	Bar-tailed Godwit	Virginia	Sep 1-7	0%	▲
10	649	Bar-tailed Godwit	Washington	Sep 8-14	0%	▲
1	258	<b>Marbled Godwit</b>	<b>North Dakota</b>	<b>Jun 8-14</b>	<b>15%</b>	▲
2	258	Marbled Godwit	North Dakota	Jun 15-21	12%	▲
3	258	Marbled Godwit	North Dakota	May 1-7	12%	◆
4	258	Marbled Godwit	North Dakota	Jul 1-7	11%	◆

2015 Impatient Birder's Guide (USA Lower 48)

Species Top 10s

Row	Rank	Species	State	Date	% of Checklists	Quality
5	258	Marbled Godwit	North Dakota	Jun 1-7	10%	▲
6	258	Marbled Godwit	North Dakota	Apr 22-30	10%	◆
7	258	Marbled Godwit	California	Aug 22-31	10%	●
8	258	Marbled Godwit	California	Sep 1-7	9%	●
9	258	Marbled Godwit	North Dakota	May 15-21	9%	◆
10	258	Marbled Godwit	California	Aug 15-21	9%	●
1	222	<b>Ruddy Turnstone</b>	<b>Delaware</b>	<b>May 22-31</b>	<b>24%</b>	▲
2	222	Ruddy Turnstone	Rhode Island	Aug 8-14	22%	◆
3	222	Ruddy Turnstone	Rhode Island	Aug 1-7	20%	◆
4	222	Ruddy Turnstone	Delaware	May 15-21	20%	▲
5	222	Ruddy Turnstone	Maine	Aug 1-7	19%	▲
6	222	Ruddy Turnstone	Rhode Island	Jul 22-31	16%	◆
7	222	Ruddy Turnstone	Delaware	Aug 1-7	16%	◆
8	222	Ruddy Turnstone	Maine	Jul 22-31	15%	▲
9	222	Ruddy Turnstone	Rhode Island	Aug 15-21	15%	◆
10	222	Ruddy Turnstone	Delaware	Aug 15-21	15%	▲
1	381	<b>Black Turnstone</b>	<b>California</b>	<b>Aug 22-31</b>	<b>5%</b>	●
2	381	Black Turnstone	California	Sep 15-21	5%	●
3	381	Black Turnstone	California	Aug 15-21	5%	●
4	381	Black Turnstone	California	Sep 1-7	4%	●
5	381	Black Turnstone	California	Aug 1-7	4%	●
6	381	Black Turnstone	California	Sep 8-14	4%	●
7	381	Black Turnstone	California	Nov 15-21	4%	●
8	381	Black Turnstone	Washington	Nov 1-7	4%	▲
9	381	Black Turnstone	California	Sep 22-30	4%	●
10	381	Black Turnstone	California	Aug 8-14	4%	●
1	867	<b>Great Knot</b>	<b>West Virginia</b>	<b>Aug 8-14</b>	<b>0%</b>	◆
2	867	Great Knot	Oregon	Sep 1-7	0%	▲
3	867	Great Knot	Oregon	Sep 8-14	0%	▲
1	385	<b>Red Knot</b>	<b>Delaware</b>	<b>May 22-31</b>	<b>17%</b>	▲
2	385	Red Knot	Delaware	May 15-21	13%	▲
3	385	Red Knot	New Jersey	May 15-21	5%	▲
4	385	Red Knot	Rhode Island	Aug 22-31	5%	◆
5	385	Red Knot	Massachusetts	Sep 1-7	5%	▲
6	385	Red Knot	Rhode Island	Aug 8-14	4%	◆
7	385	Red Knot	New Jersey	May 22-31	4%	▲
8	385	Red Knot	Louisiana	Apr 15-21	4%	▲
9	385	Red Knot	Rhode Island	Aug 15-21	4%	◆
10	385	Red Knot	Massachusetts	Jul 22-31	4%	▲
1	483	<b>Surfbird</b>	<b>California</b>	<b>Mar 22-31</b>	<b>2%</b>	●
2	483	Surfbird	California	Jan 15-21	2%	●
3	483	Surfbird	California	Aug 15-21	2%	●
4	483	Surfbird	California	Nov 15-21	2%	●

2015 Impatient Birder's Guide (USA Lower 48)

Species Top 10s

Row	Rank	Species	State	Date	% of Checklists	Quality
5	483	Surfbird	California	Aug 22-31	2%	●
6	483	Surfbird	California	Aug 1-7	1%	●
7	483	Surfbird	California	Mar 15-21	1%	●
8	483	Surfbird	California	Sep 15-21	1%	●
9	483	Surfbird	California	Dec 22-31	1%	●
10	483	Surfbird	California	Sep 8-14	1%	●
<b>1</b>	<b>576</b>	<b>Ruff</b>	<b>Rhode Island</b>	<b>Oct 22-31</b>	<b>2%</b>	◆
2	576	Ruff	Delaware	Aug 1-7	2%	◆
3	576	Ruff	Delaware	Jul 8-14	1%	◆
4	576	Ruff	Delaware	Jul 22-31	1%	▲
5	576	Ruff	Delaware	Jul 15-21	1%	◆
6	576	Ruff	Delaware	Mar 22-31	1%	▲
7	576	Ruff	Washington	Sep 15-21	1%	▲
8	576	Ruff	Tennessee	Aug 22-31	1%	▲
9	576	Ruff	California	Sep 1-7	1%	●
10	576	Ruff	Washington	Sep 8-14	1%	▲
<b>1</b>	<b>856</b>	<b>Broad-billed Sandpiper</b>	<b>Massachusetts</b>	<b>Sep 8-14</b>	<b>0%</b>	▲
2	856	Broad-billed Sandpiper	New York	Aug 22-31	0%	●
3	856	Broad-billed Sandpiper	New York	Sep 1-7	0%	●
<b>1</b>	<b>673</b>	<b>Sharp-tailed Sandpiper</b>	<b>Idaho</b>	<b>Oct 22-31</b>	<b>1%</b>	▲
2	673	Sharp-tailed Sandpiper	Delaware	Aug 8-14	1%	◆
3	673	Sharp-tailed Sandpiper	Iowa	Nov 8-14	1%	◆
4	673	Sharp-tailed Sandpiper	Washington	Oct 1-7	1%	▲
5	673	Sharp-tailed Sandpiper	Washington	Oct 8-14	0%	▲
6	673	Sharp-tailed Sandpiper	Washington	Sep 15-21	0%	▲
7	673	Sharp-tailed Sandpiper	Oregon	Oct 1-7	0%	▲
8	673	Sharp-tailed Sandpiper	Washington	Sep 8-14	0%	▲
9	673	Sharp-tailed Sandpiper	Arizona	May 8-14	0%	▲
10	673	Sharp-tailed Sandpiper	Washington	Sep 22-30	0%	▲
<b>1</b>	<b>361</b>	<b>Stilt Sandpiper</b>	<b>Delaware</b>	<b>Aug 8-14</b>	<b>16%</b>	◆
2	361	Stilt Sandpiper	Delaware	Aug 1-7	16%	◆
3	361	Stilt Sandpiper	Delaware	Jul 22-31	15%	▲
4	361	Stilt Sandpiper	Delaware	Jul 15-21	11%	◆
5	361	Stilt Sandpiper	North Dakota	Aug 8-14	10%	◆
6	361	Stilt Sandpiper	Kansas	Jul 22-31	9%	▲
7	361	Stilt Sandpiper	Kansas	May 15-21	9%	▲
8	361	Stilt Sandpiper	Kansas	Aug 22-31	9%	▲
9	361	Stilt Sandpiper	North Dakota	Aug 1-7	8%	◆
10	361	Stilt Sandpiper	North Dakota	May 15-21	8%	◆
<b>1</b>	<b>629</b>	<b>Curlew Sandpiper</b>	<b>New Jersey</b>	<b>May 15-21</b>	<b>1%</b>	▲
2	629	Curlew Sandpiper	New Jersey	May 22-31	1%	▲
3	629	Curlew Sandpiper	Delaware	Aug 8-14	0%	◆
4	629	Curlew Sandpiper	Delaware	Jul 22-31	0%	▲

2015 Impatient Birder's Guide (USA Lower 48)

Species Top 10s

Row	Rank	Species	State	Date	% of Checklists	Quality
5	629	Curlew Sandpiper	Indiana	May 22-31	0%	▲
6	629	Curlew Sandpiper	Massachusetts	Oct 8-14	0%	▲
7	629	Curlew Sandpiper	New Hampshire	Sep 15-21	0%	▲
8	629	Curlew Sandpiper	Michigan	Jul 22-31	0%	▲
9	629	Curlew Sandpiper	Massachusetts	Aug 22-31	0%	▲
10	629	Curlew Sandpiper	Delaware	May 15-21	0%	▲
1	870	<b>Temminck's Stint</b>	<b>Washington</b>	<b>Nov 8-14</b>	<b>0%</b>	▲
1	798	<b>Long-toed Stint</b>	<b>California</b>	<b>Sep 1-7</b>	<b>0%</b>	●
2	798	Long-toed Stint	Massachusetts	May 1-7	0%	●
3	798	Long-toed Stint	Massachusetts	May 8-14	0%	●
4	798	Long-toed Stint	California	Aug 22-31	0%	●
1	684	<b>Red-necked Stint</b>	<b>California</b>	<b>Jul 15-21</b>	<b>1%</b>	●
2	684	Red-necked Stint	Massachusetts	Jun 22-30	1%	▲
3	684	Red-necked Stint	New York	Aug 1-7	0%	▲
4	684	Red-necked Stint	Delaware	Jul 22-31	0%	▲
5	684	Red-necked Stint	Kansas	Jul 1-7	0%	▲
6	684	Red-necked Stint	New York	Jul 1-7	0%	▲
7	684	Red-necked Stint	Oregon	Jul 15-21	0%	▲
8	684	Red-necked Stint	Texas	Jul 15-21	0%	▲
9	684	Red-necked Stint	Massachusetts	Jul 8-14	0%	▲
10	684	Red-necked Stint	California	Jun 22-30	0%	●
1	185	<b>Sanderling</b>	<b>Rhode Island</b>	<b>Aug 22-31</b>	<b>22%</b>	◆
2	185	Sanderling	Rhode Island	Aug 1-7	20%	◆
3	185	Sanderling	Rhode Island	Aug 8-14	19%	◆
4	185	Sanderling	Rhode Island	Aug 15-21	19%	◆
5	185	Sanderling	Rhode Island	Sep 1-7	18%	◆
6	185	Sanderling	Rhode Island	Jul 22-31	15%	◆
7	185	Sanderling	Mississippi	Aug 15-21	15%	◆
8	185	Sanderling	Rhode Island	Sep 15-21	14%	◆
9	185	Sanderling	Delaware	Aug 1-7	14%	◆
10	185	Sanderling	Mississippi	Aug 22-31	14%	◆
1	197	<b>Dunlin</b>	<b>Delaware</b>	<b>May 15-21</b>	<b>29%</b>	▲
2	197	Dunlin	Delaware	May 22-31	29%	▲
3	197	Dunlin	Mississippi	Nov 1-7	17%	◆
4	197	Dunlin	Delaware	May 8-14	16%	▲
5	197	Dunlin	Mississippi	Nov 8-14	15%	◆
6	197	Dunlin	Delaware	Nov 8-14	15%	◆
7	197	Dunlin	Mississippi	Oct 22-31	15%	◆
8	197	Dunlin	Mississippi	Nov 15-21	14%	◆
9	197	Dunlin	Delaware	May 1-7	14%	▲
10	197	Dunlin	Delaware	Nov 1-7	14%	◆
1	652	<b>Rock Sandpiper</b>	<b>Washington</b>	<b>Nov 1-7</b>	<b>1%</b>	▲
2	652	Rock Sandpiper	Washington	Nov 8-14	0%	▲












































2015 Impatient Birder's Guide (USA Lower 48)

Species Top 10s

Row	Rank	Species	State	Date	% of Checklists	Quality
3	652	Rock Sandpiper	Washington	Dec 8-14	0%	▲
4	652	Rock Sandpiper	Washington	Nov 22-30	0%	▲
5	652	Rock Sandpiper	Washington	Nov 15-21	0%	▲
6	652	Rock Sandpiper	Washington	Jan 1-7	0%	▲
7	652	Rock Sandpiper	Washington	Feb 1-7	0%	▲
8	652	Rock Sandpiper	Oregon	Nov 22-30	0%	▲
9	652	Rock Sandpiper	Washington	Jan 22-31	0%	▲
10	652	Rock Sandpiper	Washington	Feb 8-14	0%	▲
1	460	<b>Purple Sandpiper</b>	<b>Rhode Island</b>	<b>Dec 15-21</b>	10%	◆
2	460	Purple Sandpiper	Rhode Island	Nov 22-30	10%	◆
3	460	Purple Sandpiper	Rhode Island	Feb 22-28	8%	◆
4	460	Purple Sandpiper	Rhode Island	Dec 22-31	8%	◆
5	460	Purple Sandpiper	Rhode Island	Jan 22-31	7%	◆
6	460	Purple Sandpiper	Rhode Island	Dec 8-14	6%	◆
7	460	Purple Sandpiper	Rhode Island	Jan 8-14	6%	◆
8	460	Purple Sandpiper	Rhode Island	Jan 15-21	6%	◆
9	460	Purple Sandpiper	Rhode Island	Nov 15-21	6%	◆
10	460	Purple Sandpiper	Maine	Dec 15-21	6%	▲
1	369	<b>Baird's Sandpiper</b>	<b>South Dakota</b>	<b>May 1-7</b>	13%	▲
2	369	Baird's Sandpiper	South Dakota	Apr 22-30	13%	▲
3	369	Baird's Sandpiper	North Dakota	Aug 1-7	12%	◆
4	369	Baird's Sandpiper	North Dakota	Aug 8-14	10%	◆
5	369	Baird's Sandpiper	South Dakota	Apr 15-21	10%	▲
6	369	Baird's Sandpiper	Kansas	Sep 1-7	9%	▲
7	369	Baird's Sandpiper	North Dakota	Jul 22-31	9%	◆
8	369	Baird's Sandpiper	Kansas	Jul 22-31	9%	▲
9	369	Baird's Sandpiper	Kansas	Apr 22-30	9%	▲
10	369	Baird's Sandpiper	Kansas	Aug 1-7	8%	◆
1	732	<b>Little Stint</b>	<b>New Hampshire</b>	<b>Aug 8-14</b>	0%	▲
2	732	Little Stint	Kentucky	Aug 15-21	0%	◆
3	732	Little Stint	Massachusetts	Aug 15-21	0%	▲
4	732	Little Stint	Tennessee	Aug 15-21	0%	▲
5	732	Little Stint	New Jersey	Sep 1-7	0%	▲
6	732	Little Stint	California	Sep 15-21	0%	●
7	732	Little Stint	California	Sep 8-14	0%	●
8	732	Little Stint	Massachusetts	Aug 8-14	0%	▲
9	732	Little Stint	Oregon	Aug 8-14	0%	▲
10	732	Little Stint	North Carolina	Jul 22-31	0%	▲
1	108	<b>Least Sandpiper</b>	<b>Delaware</b>	<b>Jul 22-31</b>	33%	▲
2	108	Least Sandpiper	Delaware	Jul 15-21	30%	◆
3	108	Least Sandpiper	Rhode Island	Aug 1-7	28%	◆
4	108	Least Sandpiper	Rhode Island	Aug 8-14	28%	◆
5	108	Least Sandpiper	Rhode Island	Aug 15-21	28%	◆










































**2015 Impatient Birder's Guide (USA Lower 48)**  
**Species Top 10s**

Row	Rank	Species	State	Date	% of Checklists	Quality
6	108	Least Sandpiper	Rhode Island	Aug 22-31	 27%	◆
7	108	Least Sandpiper	Delaware	Aug 1-7	 26%	◆
8	108	Least Sandpiper	Rhode Island	Jul 15-21	 26%	◆
9	108	Least Sandpiper	New Jersey	Aug 1-7	 26%	▲
10	108	Least Sandpiper	Rhode Island	Jul 22-31	 26%	◆
<b>1</b>	<b>399</b>	<b>White-rumped Sandpiper</b>	<b>Kansas</b>	<b>May 15-21</b>	 <b>11%</b>	▲
2	399	White-rumped Sandpiper	South Dakota	May 22-31	 9%	▲
3	399	White-rumped Sandpiper	South Dakota	May 15-21	 9%	▲
4	399	White-rumped Sandpiper	Kansas	May 22-31	 9%	▲
5	399	White-rumped Sandpiper	Mississippi	May 15-21	 7%	◆
6	399	White-rumped Sandpiper	Massachusetts	Sep 1-7	 7%	▲
7	399	White-rumped Sandpiper	Maine	Aug 22-31	 7%	▲
8	399	White-rumped Sandpiper	North Dakota	May 15-21	 7%	◆
9	399	White-rumped Sandpiper	Maine	Sep 1-7	 6%	▲
10	399	White-rumped Sandpiper	Delaware	Sep 1-7	 6%	◆
<b>1</b>	<b>498</b>	<b>Buff-breasted Sandpiper</b>	<b>New Jersey</b>	<b>Sep 1-7</b>	 <b>6%</b>	▲
2	498	Buff-breasted Sandpiper	Rhode Island	Sep 1-7	 5%	◆
3	498	Buff-breasted Sandpiper	Tennessee	Sep 1-7	 5%	▲
4	498	Buff-breasted Sandpiper	Kansas	Aug 1-7	 5%	◆
5	498	Buff-breasted Sandpiper	Mississippi	Sep 1-7	 4%	◆
6	498	Buff-breasted Sandpiper	Kansas	Aug 22-31	 4%	▲
7	498	Buff-breasted Sandpiper	Delaware	Sep 1-7	 4%	◆
8	498	Buff-breasted Sandpiper	Mississippi	Aug 22-31	 3%	◆
9	498	Buff-breasted Sandpiper	Illinois	Aug 22-31	 3%	▲
10	498	Buff-breasted Sandpiper	Mississippi	Sep 8-14	 3%	◆
<b>1</b>	<b>254</b>	<b>Pectoral Sandpiper</b>	<b>North Dakota</b>	<b>Aug 1-7</b>	 <b>19%</b>	◆
2	254	Pectoral Sandpiper	Mississippi	Aug 8-14	 15%	◆
3	254	Pectoral Sandpiper	Mississippi	Aug 22-31	 14%	◆
4	254	Pectoral Sandpiper	North Dakota	Aug 8-14	 13%	◆
5	254	Pectoral Sandpiper	Mississippi	Aug 15-21	 12%	◆
6	254	Pectoral Sandpiper	Ohio	Aug 15-21	 12%	▲
7	254	Pectoral Sandpiper	Missouri	Aug 1-7	 12%	▲
8	254	Pectoral Sandpiper	Mississippi	Sep 1-7	 12%	◆
9	254	Pectoral Sandpiper	Tennessee	Sep 1-7	 12%	▲
10	254	Pectoral Sandpiper	Mississippi	Sep 15-21	 11%	◆
<b>1</b>	<b>215</b>	<b>Semipalmated Sandpiper</b>	<b>Delaware</b>	<b>Jul 22-31</b>	 <b>39%</b>	▲
2	215	Semipalmated Sandpiper	Delaware	Aug 8-14	 39%	◆
3	215	Semipalmated Sandpiper	Rhode Island	Aug 1-7	 38%	◆
4	215	Semipalmated Sandpiper	Delaware	Aug 1-7	 37%	◆
5	215	Semipalmated Sandpiper	Rhode Island	Aug 8-14	 35%	◆
6	215	Semipalmated Sandpiper	Delaware	May 22-31	 34%	▲
7	215	Semipalmated Sandpiper	Delaware	Aug 15-21	 33%	▲
8	215	Semipalmated Sandpiper	Rhode Island	Jul 22-31	 33%	◆

2015 Impatient Birder's Guide (USA Lower 48)

Species Top 10s

Row	Rank	Species	State	Date	% of Checklists	Quality
9	215	Semipalmated Sandpiper	Rhode Island	Aug 15-21	 32%	◆
10	215	Semipalmated Sandpiper	Rhode Island	Aug 22-31	 32%	◆
1	227	<b>Western Sandpiper</b>	<b>Delaware</b>	<b>Jul 22-31</b>	 17%	▲
2	227	Western Sandpiper	California	Aug 22-31	 15%	●
3	227	Western Sandpiper	Washington	Aug 22-31	 15%	▲
4	227	Western Sandpiper	Delaware	Aug 1-7	 14%	◆
5	227	Western Sandpiper	California	Aug 15-21	 14%	●
6	227	Western Sandpiper	Delaware	Jul 15-21	 13%	◆
7	227	Western Sandpiper	Oregon	Aug 22-31	 13%	▲
8	227	Western Sandpiper	Washington	Aug 15-21	 13%	▲
9	227	Western Sandpiper	Nevada	Aug 22-31	 13%	◆
10	227	Western Sandpiper	California	Sep 1-7	 13%	●
1	251	<b>Short-billed Dowitcher</b>	<b>Delaware</b>	<b>Jul 22-31</b>	 34%	▲
2	251	Short-billed Dowitcher	Delaware	Aug 1-7	 32%	◆
3	251	Short-billed Dowitcher	Delaware	Aug 8-14	 31%	◆
4	251	Short-billed Dowitcher	Delaware	Jul 15-21	 30%	◆
5	251	Short-billed Dowitcher	Delaware	May 15-21	 26%	▲
6	251	Short-billed Dowitcher	Delaware	May 22-31	 23%	▲
7	251	Short-billed Dowitcher	Delaware	Aug 15-21	 23%	▲
8	251	Short-billed Dowitcher	Delaware	Jul 8-14	 22%	◆
9	251	Short-billed Dowitcher	Delaware	Aug 22-31	 18%	▲
10	251	Short-billed Dowitcher	Rhode Island	Jul 15-21	 18%	◆
1	239	<b>Long-billed Dowitcher</b>	<b>Nevada</b>	<b>Apr 22-30</b>	 11%	▲
2	239	Long-billed Dowitcher	Utah	May 1-7	 10%	▲
3	239	Long-billed Dowitcher	Nevada	Aug 15-21	 9%	◆
4	239	Long-billed Dowitcher	Nevada	May 1-7	 9%	◆
5	239	Long-billed Dowitcher	Louisiana	Dec 15-21	 9%	▲
6	239	Long-billed Dowitcher	Delaware	Aug 8-14	 9%	◆
7	239	Long-billed Dowitcher	South Dakota	May 1-7	 9%	▲
8	239	Long-billed Dowitcher	Nevada	Aug 1-7	 9%	◆
9	239	Long-billed Dowitcher	Nevada	Aug 22-31	 8%	◆
10	239	Long-billed Dowitcher	Delaware	Aug 1-7	 8%	◆
1	818	<b>Jack Snipe</b>	<b>California</b>	<b>Dec 1-7</b>	<b>0%</b>	●
2	818	Jack Snipe	Washington	Sep 8-14	0%	▲
3	818	Jack Snipe	Oregon	Nov 15-21	0%	▲
4	818	Jack Snipe	Oregon	Oct 15-21	0%	▲
1	188	<b>Wilson's Snipe</b>	<b>Louisiana</b>	<b>Dec 15-21</b>	 19%	▲
2	188	Wilson's Snipe	North Dakota	Jun 8-14	 17%	▲
3	188	Wilson's Snipe	Louisiana	Dec 22-31	 15%	▲
4	188	Wilson's Snipe	Louisiana	Dec 8-14	 13%	▲
5	188	Wilson's Snipe	Mississippi	Dec 15-21	 13%	◆
6	188	Wilson's Snipe	North Dakota	Jun 15-21	 12%	▲
7	188	Wilson's Snipe	North Dakota	Jun 1-7	 12%	▲

2015 Impatient Birder's Guide (USA Lower 48)

Species Top 10s

Row	Rank	Species	State	Date	% of Checklists	Quality
8	188	Wilson's Snipe	Louisiana	Feb 1-7	12%	
9	188	Wilson's Snipe	Louisiana	Oct 22-31	11%	
10	188	Wilson's Snipe	Louisiana	Nov 15-21	11%	
1	346	<b>American Woodcock</b>	<b>Ohio</b>	<b>May 8-14</b>	<b>7%</b>	
2	346	American Woodcock	Louisiana	Dec 15-21	7%	
3	346	American Woodcock	New Hampshire	Apr 1-7	5%	
4	346	American Woodcock	Missouri	Mar 1-7	5%	
5	346	American Woodcock	Missouri	Mar 8-14	5%	
6	346	American Woodcock	Vermont	Apr 1-7	5%	
7	346	American Woodcock	Kansas	Mar 8-14	5%	
8	346	American Woodcock	Vermont	Apr 8-14	5%	
9	346	American Woodcock	Arkansas	Feb 22-28	5%	
10	346	American Woodcock	New Hampshire	Apr 8-14	5%	
1	312	<b>Wilson's Phalarope</b>	<b>North Dakota</b>	<b>May 15-21</b>	<b>18%</b>	
2	312	Wilson's Phalarope	North Dakota	Aug 1-7	17%	
3	312	Wilson's Phalarope	South Dakota	May 1-7	15%	
4	312	Wilson's Phalarope	North Dakota	Jun 8-14	15%	
5	312	Wilson's Phalarope	North Dakota	Jun 1-7	14%	
6	312	Wilson's Phalarope	Kansas	Apr 22-30	13%	
7	312	Wilson's Phalarope	Nevada	Aug 1-7	13%	
8	312	Wilson's Phalarope	Nevada	Aug 15-21	13%	
9	312	Wilson's Phalarope	North Dakota	Jul 1-7	13%	
10	312	Wilson's Phalarope	South Dakota	May 15-21	13%	
1	375	<b>Red-necked Phalarope</b>	<b>California</b>	<b>Aug 22-31</b>	<b>12%</b>	
2	375	Red-necked Phalarope	California	Sep 1-7	11%	
3	375	Red-necked Phalarope	Nevada	Aug 22-31	10%	
4	375	Red-necked Phalarope	California	Sep 8-14	10%	
5	375	Red-necked Phalarope	Nevada	Aug 15-21	10%	
6	375	Red-necked Phalarope	Nevada	Sep 1-7	9%	
7	375	Red-necked Phalarope	Nevada	Sep 8-14	9%	
8	375	Red-necked Phalarope	California	Aug 15-21	8%	
9	375	Red-necked Phalarope	Nevada	Aug 8-14	8%	
10	375	Red-necked Phalarope	California	Sep 15-21	8%	
1	516	<b>Red Phalarope</b>	<b>Delaware</b>	<b>Nov 15-21</b>	<b>1%</b>	
2	516	Red Phalarope	California	Sep 8-14	1%	
3	516	Red Phalarope	California	Sep 15-21	1%	
4	516	Red Phalarope	California	Aug 22-31	1%	
5	516	Red Phalarope	Maine	Sep 8-14	1%	
6	516	Red Phalarope	Oregon	Oct 22-31	1%	
7	516	Red Phalarope	California	Sep 1-7	1%	
8	516	Red Phalarope	California	Aug 15-21	1%	
9	516	Red Phalarope	Georgia	Jan 8-14	1%	
10	516	Red Phalarope	California	Oct 1-7	1%	

2015 Impatient Birder's Guide (USA Lower 48)

Species Top 10s

Row	Rank	Species	State	Date	% of Checklists	Quality
1	723	Great Skua	North Carolina	Feb 22-28	0%	▲
2	723	Great Skua	Maine	Sep 8-14	0%	▲
3	723	Great Skua	North Carolina	Feb 8-14	0%	▲
4	723	Great Skua	Maryland	Feb 8-14	0%	▲
5	723	Great Skua	Massachusetts	Feb 22-28	0%	▲
6	723	Great Skua	Virginia	Feb 22-28	0%	▲
7	723	Great Skua	Delaware	Feb 15-21	0%	▲
8	723	Great Skua	Maryland	Mar 1-7	0%	▲
9	723	Great Skua	North Carolina	Mar 1-7	0%	▲
10	723	Great Skua	North Carolina	Jan 8-14	0%	▲
1	608	South Polar Skua	Oklahoma	Aug 8-14	4%	◆
2	608	South Polar Skua	North Carolina	Jun 1-7	1%	▲
3	608	South Polar Skua	Washington	Sep 8-14	1%	▲
4	608	South Polar Skua	North Carolina	May 22-31	1%	▲
5	608	South Polar Skua	Oregon	Sep 22-30	1%	▲
6	608	South Polar Skua	California	Sep 15-21	1%	●
7	608	South Polar Skua	California	Sep 22-30	1%	●
8	608	South Polar Skua	Oregon	Oct 1-7	1%	▲
9	608	South Polar Skua	California	Sep 8-14	1%	●
10	608	South Polar Skua	California	Oct 1-7	1%	●
1	507	Pomarine Jaeger	North Carolina	May 22-31	4%	▲
2	507	Pomarine Jaeger	California	Sep 8-14	2%	●
3	507	Pomarine Jaeger	California	Sep 15-21	2%	●
4	507	Pomarine Jaeger	North Carolina	Jun 1-7	2%	▲
5	507	Pomarine Jaeger	California	Sep 1-7	2%	●
6	507	Pomarine Jaeger	Maine	Sep 8-14	2%	▲
7	507	Pomarine Jaeger	California	Sep 22-30	2%	●
8	507	Pomarine Jaeger	California	Oct 1-7	2%	●
9	507	Pomarine Jaeger	Washington	Sep 8-14	1%	▲
10	507	Pomarine Jaeger	California	Oct 8-14	1%	●
1	478	Parasitic Jaeger	New Jersey	Oct 8-14	4%	▲
2	478	Parasitic Jaeger	Delaware	Nov 15-21	3%	◆
3	478	Parasitic Jaeger	New Jersey	Oct 22-31	3%	▲
4	478	Parasitic Jaeger	Wisconsin	Sep 15-21	3%	▲
5	478	Parasitic Jaeger	Delaware	Oct 8-14	3%	◆
6	478	Parasitic Jaeger	New Jersey	Oct 1-7	3%	▲
7	478	Parasitic Jaeger	New Jersey	Oct 15-21	3%	▲
8	478	Parasitic Jaeger	California	Sep 15-21	3%	●
9	478	Parasitic Jaeger	Washington	Sep 15-21	2%	▲
10	478	Parasitic Jaeger	New Jersey	Sep 22-30	2%	▲
1	590	Long-tailed Jaeger	North Carolina	May 22-31	1%	▲
2	590	Long-tailed Jaeger	Indiana	Oct 1-7	1%	▲
3	590	Long-tailed Jaeger	Rhode Island	Sep 8-14	1%	◆

2015 Impatient Birder's Guide (USA Lower 48)

Species Top 10s

Row	Rank	Species	State	Date	% of Checklists	Quality
4	590	Long-tailed Jaeger	Colorado	Sep 15-21	1%	▲
5	590	Long-tailed Jaeger	California	Sep 1-7	1%	●
6	590	Long-tailed Jaeger	North Carolina	Jun 1-7	1%	▲
7	590	Long-tailed Jaeger	Washington	Sep 8-14	1%	▲
8	590	Long-tailed Jaeger	California	Sep 8-14	1%	●
9	590	Long-tailed Jaeger	California	Sep 15-21	1%	●
10	590	Long-tailed Jaeger	Idaho	Sep 1-7	1%	▲
1	622	<b>Dovekie</b>	<b>Massachusetts</b>	<b>Dec 22-31</b>	<b>1%</b>	▲
2	622	Dovekie	Rhode Island	Dec 15-21	1%	◆
3	622	Dovekie	Delaware	Feb 22-28	1%	▲
4	622	Dovekie	Maine	Dec 15-21	1%	▲
5	622	Dovekie	Delaware	Feb 1-7	1%	◆
6	622	Dovekie	Maine	Dec 8-14	1%	▲
7	622	Dovekie	Maine	Dec 22-31	1%	▲
8	622	Dovekie	Massachusetts	Feb 1-7	1%	▲
9	622	Dovekie	Massachusetts	Jan 1-7	1%	▲
10	622	Dovekie	Rhode Island	Dec 22-31	1%	◆
1	387	<b>Common Murre</b>	<b>Maine</b>	<b>Jul 8-14</b>	<b>6%</b>	▲
2	387	Common Murre	Maine	Jun 8-14	5%	▲
3	387	Common Murre	Oregon	Aug 1-7	5%	▲
4	387	Common Murre	Maine	Jul 1-7	5%	▲
5	387	Common Murre	Maine	Jul 22-31	5%	▲
6	387	Common Murre	Washington	Nov 1-7	5%	▲
7	387	Common Murre	Washington	Aug 15-21	5%	▲
8	387	Common Murre	Maine	Jun 22-30	5%	▲
9	387	Common Murre	Maine	Jul 15-21	5%	▲
10	387	Common Murre	Maine	Jun 15-21	5%	▲
1	643	<b>Thick-billed Murre</b>	<b>Maine</b>	<b>Feb 1-7</b>	<b>1%</b>	▲
2	643	Thick-billed Murre	Maine	Jan 22-31	1%	▲
3	643	Thick-billed Murre	Massachusetts	Jan 8-14	1%	▲
4	643	Thick-billed Murre	New Hampshire	Jan 8-14	1%	▲
5	643	Thick-billed Murre	Maine	Dec 15-21	1%	▲
6	643	Thick-billed Murre	New Hampshire	Feb 1-7	1%	▲
7	643	Thick-billed Murre	Maine	Jan 8-14	1%	▲
8	643	Thick-billed Murre	Massachusetts	Dec 8-14	1%	▲
9	643	Thick-billed Murre	Maine	Jan 15-21	1%	▲
10	643	Thick-billed Murre	Massachusetts	Jan 1-7	0%	▲
1	485	<b>Razorbill</b>	<b>Maine</b>	<b>Jun 8-14</b>	<b>9%</b>	▲
2	485	Razorbill	Maine	Jun 15-21	9%	▲
3	485	Razorbill	Maine	Jul 8-14	9%	▲
4	485	Razorbill	Maine	Jul 1-7	9%	▲
5	485	Razorbill	Maine	Jun 22-30	9%	▲
6	485	Razorbill	Maine	Jul 15-21	8%	▲

2015 Impatient Birder's Guide (USA Lower 48)

Species Top 10s

Row	Rank	Species	State	Date	% of Checklists	Quality
7	485	Razorbill	Maine	Jul 22-31	8%	▲
8	485	Razorbill	Rhode Island	Dec 15-21	8%	◆
9	485	Razorbill	Maine	Jun 1-7	8%	▲
10	485	Razorbill	Rhode Island	Dec 22-31	6%	◆
<b>1</b>	<b>461</b>	<b>Black Guillemot</b>	<b>Maine</b>	<b>Jul 8-14</b>	<b>19%</b>	<b>▲</b>
2	461	Black Guillemot	Maine	Aug 1-7	19%	▲
3	461	Black Guillemot	Maine	Jul 15-21	19%	▲
4	461	Black Guillemot	Maine	Jul 22-31	19%	▲
5	461	Black Guillemot	Maine	Jun 22-30	18%	▲
6	461	Black Guillemot	Maine	Jun 8-14	18%	▲
7	461	Black Guillemot	Maine	Jun 15-21	17%	▲
8	461	Black Guillemot	Maine	Jul 1-7	17%	▲
9	461	Black Guillemot	Maine	Jun 1-7	16%	▲
10	461	Black Guillemot	Maine	Aug 15-21	15%	▲
<b>1</b>	<b>380</b>	<b>Pigeon Guillemot</b>	<b>Washington</b>	<b>Jul 22-31</b>	<b>9%</b>	<b>▲</b>
2	380	Pigeon Guillemot	Washington	Aug 8-14	9%	▲
3	380	Pigeon Guillemot	Washington	Aug 1-7	9%	▲
4	380	Pigeon Guillemot	Washington	Aug 15-21	8%	▲
5	380	Pigeon Guillemot	Washington	Jul 15-21	8%	▲
6	380	Pigeon Guillemot	Washington	Jul 8-14	8%	▲
7	380	Pigeon Guillemot	Washington	Dec 15-21	7%	▲
8	380	Pigeon Guillemot	Washington	Jul 1-7	6%	▲
9	380	Pigeon Guillemot	Washington	Nov 8-14	6%	▲
10	380	Pigeon Guillemot	Washington	Mar 1-7	6%	▲
<b>1</b>	<b>710</b>	<b>Long-billed Murrelet</b>	<b>Rhode Island</b>	<b>Nov 22-30</b>	<b>0%</b>	<b>◆</b>
2	710	Long-billed Murrelet	Wisconsin	Nov 22-30	0%	▲
3	710	Long-billed Murrelet	Arkansas	Nov 15-21	0%	◆
4	710	Long-billed Murrelet	Ohio	Nov 15-21	0%	▲
5	710	Long-billed Murrelet	Kansas	Nov 15-21	0%	▲
6	710	Long-billed Murrelet	Colorado	Nov 1-7	0%	▲
7	710	Long-billed Murrelet	Kentucky	Oct 22-31	0%	◆
8	710	Long-billed Murrelet	New York	Oct 22-31	0%	●
9	710	Long-billed Murrelet	California	Sep 15-21	0%	●
10	710	Long-billed Murrelet	Massachusetts	Sep 15-21	0%	▲
<b>1</b>	<b>495</b>	<b>Marbled Murrelet</b>	<b>Washington</b>	<b>Nov 15-21</b>	<b>4%</b>	<b>▲</b>
2	495	Marbled Murrelet	Washington	Oct 22-31	3%	▲
3	495	Marbled Murrelet	Washington	Dec 15-21	3%	▲
4	495	Marbled Murrelet	Washington	Nov 8-14	3%	▲
5	495	Marbled Murrelet	Washington	Nov 22-30	3%	▲
6	495	Marbled Murrelet	Washington	Dec 22-31	3%	▲
7	495	Marbled Murrelet	Washington	Aug 8-14	3%	▲
8	495	Marbled Murrelet	Washington	Sep 8-14	3%	▲
9	495	Marbled Murrelet	Washington	Nov 1-7	3%	▲



2015 Impatient Birder's Guide (USA Lower 48)

Species Top 10s

Row	Rank	Species	State	Date	% of Checklists	Quality
10	495	Marbled Murrelet	Washington	Aug 15-21	3%	▲
1	653	<b>Scripps's Murrelet</b>	<b>California</b>	<b>Mar 1-7</b>	<b>0%</b>	●
2	653	Scripps's Murrelet	California	Aug 15-21	0%	●
3	653	Scripps's Murrelet	California	Jul 22-31	0%	●
4	653	Scripps's Murrelet	California	Apr 22-30	0%	●
5	653	Scripps's Murrelet	California	May 1-7	0%	●
6	653	Scripps's Murrelet	California	May 8-14	0%	●
7	653	Scripps's Murrelet	California	Aug 8-14	0%	●
8	653	Scripps's Murrelet	California	Feb 8-14	0%	●
9	653	Scripps's Murrelet	California	Sep 8-14	0%	●
10	653	Scripps's Murrelet	California	May 15-21	0%	●
1	775	<b>Guadalupe Murrelet</b>	<b>California</b>	<b>Sep 15-21</b>	<b>0%</b>	●
2	775	Guadalupe Murrelet	California	Oct 8-14	0%	●
3	775	Guadalupe Murrelet	California	Sep 8-14	0%	●
4	775	Guadalupe Murrelet	California	Jul 22-31	0%	●
5	775	Guadalupe Murrelet	California	Oct 1-7	0%	●
6	775	Guadalupe Murrelet	Washington	Jul 15-21	0%	▲
7	775	Guadalupe Murrelet	California	Oct 15-21	0%	●
8	775	Guadalupe Murrelet	California	Aug 1-7	0%	●
9	775	Guadalupe Murrelet	Oregon	Jul 15-21	0%	▲
10	775	Guadalupe Murrelet	California	Aug 15-21	0%	●
1	746	<b>Craveri's Murrelet</b>	<b>California</b>	<b>Sep 15-21</b>	<b>0%</b>	●
2	746	Craveri's Murrelet	California	Sep 8-14	0%	●
3	746	Craveri's Murrelet	California	Aug 22-31	0%	●
4	746	Craveri's Murrelet	California	Aug 15-21	0%	●
5	746	Craveri's Murrelet	California	Sep 1-7	0%	●
6	746	Craveri's Murrelet	California	Jul 15-21	0%	●
7	746	Craveri's Murrelet	California	Sep 22-30	0%	●
8	746	Craveri's Murrelet	California	Aug 1-7	0%	●
9	746	Craveri's Murrelet	California	Jul 22-31	0%	●
10	746	Craveri's Murrelet	California	Jul 8-14	0%	●
1	597	<b>Ancient Murrelet</b>	<b>Washington</b>	<b>Nov 15-21</b>	<b>2%</b>	▲
2	597	Ancient Murrelet	Washington	Nov 8-14	2%	▲
3	597	Ancient Murrelet	Washington	Nov 22-30	1%	▲
4	597	Ancient Murrelet	Washington	Nov 1-7	1%	▲
5	597	Ancient Murrelet	Washington	Dec 15-21	1%	▲
6	597	Ancient Murrelet	Washington	Dec 1-7	1%	▲
7	597	Ancient Murrelet	Washington	Dec 8-14	1%	▲
8	597	Ancient Murrelet	Washington	Dec 22-31	1%	▲
9	597	Ancient Murrelet	Washington	Jan 1-7	1%	▲
10	597	Ancient Murrelet	California	Dec 22-31	1%	●
1	539	<b>Cassin's Auklet</b>	<b>California</b>	<b>Sep 8-14</b>	<b>2%</b>	●
2	539	Cassin's Auklet	California	Sep 15-21	1%	●

2015 Impatient Birder's Guide (USA Lower 48)

Species Top 10s

Row	Rank	Species	State	Date	% of Checklists	Quality
3	539	Cassin's Auklet	California	Aug 22-31	1%	●
4	539	Cassin's Auklet	California	Sep 1-7	1%	●
5	539	Cassin's Auklet	California	Oct 1-7	1%	●
6	539	Cassin's Auklet	Washington	Sep 8-14	1%	▲
7	539	Cassin's Auklet	California	Sep 22-30	1%	●
8	539	Cassin's Auklet	California	Oct 8-14	1%	●
9	539	Cassin's Auklet	Oregon	Oct 22-31	1%	▲
10	539	Cassin's Auklet	Washington	Aug 15-21	1%	▲
1	752	<b>Parakeet Auklet</b>	<b>Oregon</b>	<b>Apr 1-7</b>	<b>0%</b>	▲
2	752	Parakeet Auklet	Washington	Apr 1-7	0%	▲
3	752	Parakeet Auklet	Oregon	Mar 22-31	0%	▲
4	752	Parakeet Auklet	Oregon	Jan 15-21	0%	▲
5	752	Parakeet Auklet	Washington	Feb 1-7	0%	▲
6	752	Parakeet Auklet	California	Dec 8-14	0%	●
7	752	Parakeet Auklet	Washington	Apr 15-21	0%	▲
8	752	Parakeet Auklet	Washington	Mar 1-7	0%	▲
9	752	Parakeet Auklet	Oregon	Mar 1-7	0%	▲
10	752	Parakeet Auklet	Washington	Oct 15-21	0%	▲
1	864	<b>Whiskered Auklet</b>	<b>Washington</b>	<b>May 15-21</b>	<b>0%</b>	▲
1	452	<b>Rhinoceros Auklet</b>	<b>Washington</b>	<b>Jul 22-31</b>	<b>7%</b>	▲
2	452	Rhinoceros Auklet	Washington	Jul 15-21	6%	▲
3	452	Rhinoceros Auklet	Washington	Aug 1-7	6%	▲
4	452	Rhinoceros Auklet	Washington	Aug 8-14	6%	▲
5	452	Rhinoceros Auklet	Washington	Aug 15-21	6%	▲
6	452	Rhinoceros Auklet	Washington	Jul 8-14	6%	▲
7	452	Rhinoceros Auklet	Washington	Oct 1-7	5%	▲
8	452	Rhinoceros Auklet	Washington	Sep 8-14	5%	▲
9	452	Rhinoceros Auklet	Washington	Sep 22-30	5%	▲
10	452	Rhinoceros Auklet	Washington	Nov 1-7	5%	▲
1	535	<b>Atlantic Puffin</b>	<b>Maine</b>	<b>Jul 8-14</b>	<b>16%</b>	▲
2	535	Atlantic Puffin	Maine	Jul 22-31	16%	▲
3	535	Atlantic Puffin	Maine	Aug 1-7	15%	▲
4	535	Atlantic Puffin	Maine	Jun 8-14	15%	▲
5	535	Atlantic Puffin	Maine	Jul 15-21	15%	▲
6	535	Atlantic Puffin	Maine	Jun 15-21	14%	▲
7	535	Atlantic Puffin	Maine	Jul 1-7	14%	▲
8	535	Atlantic Puffin	Maine	Jun 22-30	13%	▲
9	535	Atlantic Puffin	Maine	Jun 1-7	10%	▲
10	535	Atlantic Puffin	Maine	Aug 8-14	8%	▲
1	712	<b>Horned Puffin</b>	<b>California</b>	<b>Jun 8-14</b>	<b>0%</b>	●
2	712	Horned Puffin	Oregon	Jun 15-21	0%	▲
3	712	Horned Puffin	Washington	Jun 1-7	0%	▲
4	712	Horned Puffin	Washington	Aug 1-7	0%	▲

2015 Impatient Birder's Guide (USA Lower 48)

Species Top 10s

Row	Rank	Species	State	Date	% of Checklists	Quality
5	712	Horned Puffin	California	Aug 8-14	0%	●
6	712	Horned Puffin	Washington	Jul 1-7	0%	▲
7	712	Horned Puffin	Oregon	Jul 1-7	0%	▲
8	712	Horned Puffin	Oregon	Jul 15-21	0%	▲
9	712	Horned Puffin	Oregon	Jan 22-31	0%	▲
10	712	Horned Puffin	Oregon	Mar 1-7	0%	▲
1	594	<b>Tufted Puffin</b>	<b>Washington</b>	<b>Aug 8-14</b>	<b>1%</b>	▲
2	594	Tufted Puffin	Washington	Aug 15-21	1%	▲
3	594	Tufted Puffin	Washington	Aug 1-7	1%	▲
4	594	Tufted Puffin	Oregon	Aug 1-7	1%	▲
5	594	Tufted Puffin	Oregon	Jul 15-21	1%	▲
6	594	Tufted Puffin	Washington	Jul 8-14	1%	▲
7	594	Tufted Puffin	Oregon	Jul 1-7	1%	▲
8	594	Tufted Puffin	Washington	Jul 22-31	1%	▲
9	594	Tufted Puffin	Oregon	Jul 22-31	1%	▲
10	594	Tufted Puffin	California	Sep 8-14	1%	●
10	594	Tufted Puffin	California	Sep 8-14	1%	◆
1	807	<b>Swallow-tailed Gull</b>	<b>California</b>	<b>Mar 1-7</b>	<b>0%</b>	●
2	807	Swallow-tailed Gull	California	Jun 8-14	0%	●
2	807	Swallow-tailed Gull	California	Jun 8-14	0%	◆
3	807	Swallow-tailed Gull	California	Jun 1-7	0%	●
3	807	Swallow-tailed Gull	California	Jun 1-7	0%	◆
1	510	<b>Black-legged Kittiwake</b>	<b>Rhode Island</b>	<b>Dec 15-21</b>	<b>3%</b>	◆
2	510	Black-legged Kittiwake	Maine	Dec 15-21	3%	▲
3	510	Black-legged Kittiwake	Massachusetts	Nov 8-14	3%	▲
4	510	Black-legged Kittiwake	Delaware	Nov 15-21	3%	◆
5	510	Black-legged Kittiwake	Maine	Dec 22-31	2%	▲
6	510	Black-legged Kittiwake	Massachusetts	Dec 22-31	2%	▲
7	510	Black-legged Kittiwake	Maine	Dec 8-14	2%	▲
8	510	Black-legged Kittiwake	Massachusetts	Nov 22-30	2%	▲
9	510	Black-legged Kittiwake	Massachusetts	Nov 1-7	2%	▲
10	510	Black-legged Kittiwake	Rhode Island	Dec 22-31	2%	◆
1	799	<b>Red-legged Kittiwake</b>	<b>California</b>	<b>Mar 8-14</b>	<b>0%</b>	●
2	799	Red-legged Kittiwake	Washington	Jul 1-7	0%	▲
3	799	Red-legged Kittiwake	Washington	Jun 22-30	0%	▲
4	799	Red-legged Kittiwake	Nevada	Jul 1-7	0%	◆
5	799	Red-legged Kittiwake	Oregon	Sep 22-30	0%	▲
6	799	Red-legged Kittiwake	Washington	Aug 15-21	0%	▲
7	799	Red-legged Kittiwake	Washington	Mar 15-21	0%	▲
8	799	Red-legged Kittiwake	Washington	Mar 1-7	0%	▲
9	799	Red-legged Kittiwake	Washington	Sep 22-30	0%	▲
1	680	<b>Ivory Gull</b>	<b>New Jersey</b>	<b>Nov 22-30</b>	<b>1%</b>	▲
2	680	Ivory Gull	Massachusetts	Jan 15-21	1%	▲

2015 Impatient Birder's Guide (USA Lower 48)

Species Top 10s

Row	Rank	Species	State	Date	% of Checklists	Quality
3	680	Ivory Gull	New Jersey	Dec 1-7	1%	▲
4	680	Ivory Gull	Georgia	Jan 22-31	1%	▲
5	680	Ivory Gull	Massachusetts	Jan 22-31	1%	▲
6	680	Ivory Gull	South Dakota	Feb 22-28	1%	◆
7	680	Ivory Gull	Vermont	Feb 22-28	0%	▲
8	680	Ivory Gull	South Dakota	Feb 15-21	0%	◆
9	680	Ivory Gull	Iowa	Dec 22-31	0%	▲
10	680	Ivory Gull	Vermont	Feb 15-21	0%	▲
1	531	<b>Sabine's Gull</b>	<b>Colorado</b>	<b>Sep 15-21</b>	<b>4%</b>	▲
2	531	Sabine's Gull	Utah	Sep 22-30	4%	▲
3	531	Sabine's Gull	Colorado	Sep 22-30	3%	▲
4	531	Sabine's Gull	Colorado	Sep 8-14	3%	▲
5	531	Sabine's Gull	Colorado	Oct 1-7	2%	▲
6	531	Sabine's Gull	Idaho	Sep 22-30	2%	▲
7	531	Sabine's Gull	Nevada	Sep 15-21	2%	◆
8	531	Sabine's Gull	Maryland	Sep 8-14	2%	▲
9	531	Sabine's Gull	North Dakota	Sep 22-30	2%	◆
10	531	Sabine's Gull	Colorado	Oct 8-14	2%	▲
1	192	<b>Bonaparte's Gull</b>	<b>Ohio</b>	<b>Nov 1-7</b>	<b>20%</b>	▲
2	192	Bonaparte's Gull	Ohio	Nov 8-14	19%	▲
3	192	Bonaparte's Gull	Ohio	Nov 15-21	17%	▲
4	192	Bonaparte's Gull	Ohio	Nov 22-30	16%	▲
5	192	Bonaparte's Gull	Kansas	Nov 8-14	15%	▲
6	192	Bonaparte's Gull	Ohio	Oct 22-31	14%	▲
7	192	Bonaparte's Gull	Michigan	Nov 1-7	14%	▲
8	192	Bonaparte's Gull	Ohio	Dec 1-7	13%	▲
9	192	Bonaparte's Gull	Kansas	Nov 1-7	13%	▲
10	192	Bonaparte's Gull	Mississippi	Dec 8-14	13%	◆
1	788	<b>Gray-hooded Gull</b>	<b>New York</b>	<b>Aug 1-7</b>	<b>0%</b>	▲
2	788	Gray-hooded Gull	New York	Jul 22-31	0%	●
3	788	Gray-hooded Gull	Florida	Dec 22-31	0%	●
1	565	<b>Black-headed Gull</b>	<b>Rhode Island</b>	<b>Jan 8-14</b>	<b>3%</b>	◆
2	565	Black-headed Gull	Rhode Island	Jan 22-31	2%	◆
3	565	Black-headed Gull	Rhode Island	Jan 15-21	2%	◆
4	565	Black-headed Gull	Rhode Island	Feb 22-28	2%	◆
5	565	Black-headed Gull	Rhode Island	Mar 8-14	2%	◆
6	565	Black-headed Gull	Rhode Island	Jan 1-7	1%	◆
7	565	Black-headed Gull	Rhode Island	Feb 8-14	1%	◆
8	565	Black-headed Gull	Rhode Island	Feb 1-7	1%	◆
9	565	Black-headed Gull	Rhode Island	Mar 15-21	1%	◆
10	565	Black-headed Gull	Maine	Jan 22-31	1%	▲
1	549	<b>Little Gull</b>	<b>Wisconsin</b>	<b>Jul 8-14</b>	<b>1%</b>	▲
2	549	Little Gull	Indiana	Nov 8-14	1%	▲

2015 Impatient Birder's Guide (USA Lower 48)

Species Top 10s

Row	Rank	Species	State	Date	% of Checklists	Quality
3	549	Little Gull	South Dakota	Sep 1-7	1%	◆
4	549	Little Gull	Oklahoma	Jan 1-7	1%	▲
5	549	Little Gull	Wisconsin	Jun 8-14	1%	▲
6	549	Little Gull	Wisconsin	Jun 1-7	1%	▲
7	549	Little Gull	Wisconsin	Jun 15-21	1%	▲
8	549	Little Gull	Wisconsin	Jun 22-30	1%	▲
9	549	Little Gull	Wisconsin	Jul 15-21	1%	▲
10	549	Little Gull	Nebraska	Sep 1-7	1%	◆
1	701	<b>Ross's Gull</b>	<b>Iowa</b>	<b>Dec 1-7</b>	<b>5%</b>	◆
2	701	Ross's Gull	South Dakota	Dec 1-7	2%	◆
3	701	Ross's Gull	Nebraska	Dec 1-7	2%	◆
4	701	Ross's Gull	Colorado	Nov 15-21	1%	▲
5	701	Ross's Gull	South Dakota	Nov 22-30	1%	◆
6	701	Ross's Gull	Nebraska	Nov 22-30	1%	◆
7	701	Ross's Gull	Delaware	Nov 15-21	1%	◆
8	701	Ross's Gull	Colorado	Nov 22-30	0%	▲
9	701	Ross's Gull	Washington	Dec 22-31	0%	▲
10	701	Ross's Gull	South Dakota	Dec 8-14	0%	◆
1	94	<b>Laughing Gull</b>	<b>Delaware</b>	<b>Jul 15-21</b>	<b>54%</b>	◆
2	94	Laughing Gull	Delaware	Jul 22-31	51%	▲
3	94	Laughing Gull	Delaware	Aug 8-14	48%	◆
4	94	Laughing Gull	Delaware	Aug 1-7	48%	◆
5	94	Laughing Gull	Delaware	Aug 15-21	47%	▲
6	94	Laughing Gull	Delaware	Jul 8-14	43%	◆
7	94	Laughing Gull	Delaware	Aug 22-31	42%	▲
8	94	Laughing Gull	Rhode Island	Aug 22-31	39%	◆
9	94	Laughing Gull	New Jersey	Aug 1-7	38%	▲
10	94	Laughing Gull	New Jersey	Aug 15-21	36%	▲
1	338	<b>Franklin's Gull</b>	<b>Kansas</b>	<b>Oct 15-21</b>	<b>34%</b>	▲
2	338	Franklin's Gull	Kansas	Oct 8-14	33%	▲
3	338	Franklin's Gull	Kansas	Oct 22-31	31%	▲
4	338	Franklin's Gull	Kansas	Oct 1-7	28%	▲
5	338	Franklin's Gull	North Dakota	Sep 22-30	28%	◆
6	338	Franklin's Gull	North Dakota	Aug 1-7	27%	◆
7	338	Franklin's Gull	Kansas	Sep 22-30	26%	▲
8	338	Franklin's Gull	North Dakota	Aug 8-14	22%	◆
9	338	Franklin's Gull	North Dakota	Sep 1-7	21%	◆
10	338	Franklin's Gull	North Dakota	Sep 8-14	21%	◆
1	768	<b>Belcher's Gull</b>	<b>California</b>	<b>Jan 1-7</b>	<b>0%</b>	●
2	768	Belcher's Gull	California	Nov 22-30	0%	●
3	768	Belcher's Gull	California	Oct 8-14	0%	●
4	768	Belcher's Gull	California	Aug 8-14	0%	●
5	768	Belcher's Gull	California	Aug 15-21	0%	●

2015 Impatient Birder's Guide (USA Lower 48)






























Species Top 10s

Row	Rank	Species	State	Date	% of Checklists	Quality
6	768	Belcher's Gull	California	Nov 1-7	0%	●
7	768	Belcher's Gull	California	Aug 22-31	0%	●
1	696	<b>Black-tailed Gull</b>	<b>Iowa</b>	<b>Nov 22-30</b>	<b>1%</b>	◆
2	696	Black-tailed Gull	Vermont	Oct 22-31	0%	▲
3	696	Black-tailed Gull	Washington	Sep 15-21	0%	▲
4	696	Black-tailed Gull	Ohio	Dec 1-7	0%	▲
5	696	Black-tailed Gull	Ohio	Nov 15-21	0%	▲
6	696	Black-tailed Gull	Rhode Island	Jul 15-21	0%	◆
7	696	Black-tailed Gull	Washington	Oct 22-31	0%	▲
8	696	Black-tailed Gull	Rhode Island	Aug 1-7	0%	◆
9	696	Black-tailed Gull	Rhode Island	Jul 1-7	0%	◆
10	696	Black-tailed Gull	Rhode Island	Sep 8-14	0%	◆
1	323	<b>Heermann's Gull</b>	<b>California</b>	<b>Aug 1-7</b>	<b>11%</b>	●
2	323	Heermann's Gull	California	Jul 22-31	11%	●
3	323	Heermann's Gull	California	Aug 22-31	10%	●
4	323	Heermann's Gull	California	Sep 15-21	10%	●
5	323	Heermann's Gull	California	Sep 8-14	10%	●
6	323	Heermann's Gull	California	Aug 15-21	10%	●
7	323	Heermann's Gull	California	Sep 1-7	9%	●
8	323	Heermann's Gull	California	Aug 8-14	9%	●
9	323	Heermann's Gull	California	Jul 15-21	9%	●
10	323	Heermann's Gull	California	Sep 22-30	9%	●
1	357	<b>Mew Gull</b>	<b>Washington</b>	<b>Nov 1-7</b>	<b>16%</b>	▲
2	357	Mew Gull	Washington	Oct 22-31	16%	▲
3	357	Mew Gull	Washington	Nov 8-14	16%	▲
4	357	Mew Gull	Washington	Nov 15-21	15%	▲
5	357	Mew Gull	Washington	Dec 15-21	14%	▲
6	357	Mew Gull	Washington	Nov 22-30	13%	▲
7	357	Mew Gull	Washington	Dec 22-31	13%	▲
8	357	Mew Gull	Washington	Dec 1-7	13%	▲
9	357	Mew Gull	Washington	Jan 22-31	13%	▲
10	357	Mew Gull	Washington	Oct 15-21	13%	▲
1	28	<b>Ring-billed Gull</b>	<b>Washington, DC</b>	<b>Dec 15-21</b>	<b>63%</b>	◆
2	28	Ring-billed Gull	Washington, DC	Jan 15-21	61%	◆
3	28	Ring-billed Gull	Washington, DC	Feb 8-14	61%	◆
4	28	Ring-billed Gull	Washington, DC	Nov 22-30	58%	◆
5	28	Ring-billed Gull	Washington, DC	Dec 8-14	58%	◆
6	28	Ring-billed Gull	Washington, DC	Jan 8-14	57%	◆
7	28	Ring-billed Gull	Washington, DC	Feb 22-28	57%	◆
8	28	Ring-billed Gull	Washington, DC	Jan 1-7	55%	◆
9	28	Ring-billed Gull	Washington, DC	Feb 1-7	55%	◆
10	28	Ring-billed Gull	Washington, DC	Mar 8-14	55%	◆
1	180	<b>Western Gull</b>	<b>California</b>	<b>Aug 22-31</b>	<b>23%</b>	●



2015 Impatient Birder's Guide (USA Lower 48)

Species Top 10s

Row	Rank	Species	State	Date	% of Checklists	Quality
2	180	Western Gull	California	Sep 15-21	 22%	●
3	180	Western Gull	California	Sep 8-14	 22%	●
4	180	Western Gull	California	Aug 1-7	 22%	●
5	180	Western Gull	California	Sep 1-7	 22%	●
6	180	Western Gull	California	Aug 8-14	 21%	●
7	180	Western Gull	California	Jul 22-31	 20%	●
8	180	Western Gull	California	Aug 15-21	 20%	●
9	180	Western Gull	California	Sep 22-30	 20%	●
10	180	Western Gull	California	Oct 1-7	 19%	●
<b>1</b>	<b>633</b>	<b>Yellow-footed Gull</b>	<b>California</b>	<b>Aug 8-14</b>	<b>1%</b>	●
2	633	Yellow-footed Gull	California	Jul 15-21	0%	●
3	633	Yellow-footed Gull	California	Aug 15-21	0%	●
4	633	Yellow-footed Gull	California	Aug 22-31	0%	●
5	633	Yellow-footed Gull	California	Jul 22-31	0%	●
6	633	Yellow-footed Gull	California	Aug 1-7	0%	●
7	633	Yellow-footed Gull	California	Jul 1-7	0%	●
8	633	Yellow-footed Gull	California	Jul 8-14	0%	●
9	633	Yellow-footed Gull	California	Sep 1-7	0%	●
10	633	Yellow-footed Gull	California	Sep 15-21	0%	●
<b>1</b>	<b>159</b>	<b>California Gull</b>	<b>Utah</b>	<b>Apr 15-21</b>	 <b>25%</b>	▲
2	159	California Gull	Utah	Apr 8-14	 23%	▲
3	159	California Gull	Utah	Apr 22-30	 23%	▲
4	159	California Gull	Utah	Nov 1-7	 22%	▲
5	159	California Gull	Utah	Apr 1-7	 22%	▲
6	159	California Gull	Utah	Nov 8-14	 21%	▲
7	159	California Gull	Utah	Mar 22-31	 21%	▲
8	159	California Gull	Utah	Nov 15-21	 21%	▲
9	159	California Gull	California	Dec 1-7	 20%	●
10	159	California Gull	Utah	May 15-21	 19%	▲
<b>1</b>	<b>48</b>	<b>Herring Gull</b>	<b>Rhode Island</b>	<b>Aug 8-14</b>	 <b>60%</b>	◆
2	48	Herring Gull	Rhode Island	Aug 1-7	 60%	◆
3	48	Herring Gull	Rhode Island	Jul 22-31	 58%	◆
4	48	Herring Gull	Rhode Island	Oct 1-7	 58%	◆
5	48	Herring Gull	Rhode Island	Sep 8-14	 58%	◆
6	48	Herring Gull	Rhode Island	Aug 22-31	 58%	◆
7	48	Herring Gull	Rhode Island	Dec 22-31	 57%	◆
8	48	Herring Gull	Rhode Island	Nov 15-21	 57%	◆
9	48	Herring Gull	Rhode Island	Aug 15-21	 57%	◆
10	48	Herring Gull	Rhode Island	Sep 22-30	 57%	◆
<b>1</b>	<b>738</b>	<b>Yellow-legged Gull</b>	<b>Washington, DC</b>	<b>Dec 22-31</b>	<b>1%</b>	◆
2	738	Yellow-legged Gull	Washington, DC	Jan 8-14	0%	◆
3	738	Yellow-legged Gull	Washington, DC	Jan 1-7	0%	◆
4	738	Yellow-legged Gull	Maryland	Jan 22-31	0%	▲































2015 Impatient Birder's Guide (USA Lower 48)

Species Top 10s

Row	Rank	Species	State	Date	% of Checklists	Quality
5	738	Yellow-legged Gull	Maryland	Jan 15-21	0%	▲
6	738	Yellow-legged Gull	Washington, DC	Jan 15-21	0%	◆
7	738	Yellow-legged Gull	Texas	Jan 22-31	0%	●
8	738	Yellow-legged Gull	Washington, DC	Feb 15-21	0%	◆
9	738	Yellow-legged Gull	Texas	Feb 22-28	0%	●
10	738	Yellow-legged Gull	Maryland	Mar 1-7	0%	▲
1	445	<b>Thayer's Gull</b>	<b>North Dakota</b>	<b>Nov 1-7</b>	<b>5%</b>	◆
2	445	Thayer's Gull	Minnesota	Dec 15-21	4%	▲
3	445	Thayer's Gull	Minnesota	Dec 8-14	4%	▲
4	445	Thayer's Gull	Minnesota	Dec 1-7	4%	▲
5	445	Thayer's Gull	North Dakota	Dec 8-14	3%	◆
6	445	Thayer's Gull	North Dakota	Oct 22-31	3%	◆
7	445	Thayer's Gull	Minnesota	Nov 22-30	3%	▲
8	445	Thayer's Gull	Utah	Feb 1-7	3%	▲
9	445	Thayer's Gull	South Dakota	Dec 1-7	3%	◆
10	445	Thayer's Gull	Washington	Oct 22-31	3%	▲
1	464	<b>Iceland Gull</b>	<b>Maine</b>	<b>Jan 22-31</b>	<b>5%</b>	▲
2	464	Iceland Gull	Massachusetts	Feb 1-7	5%	▲
3	464	Iceland Gull	Massachusetts	Jan 15-21	5%	▲
4	464	Iceland Gull	Massachusetts	Jan 22-31	4%	▲
5	464	Iceland Gull	Maine	Jan 8-14	4%	▲
6	464	Iceland Gull	Massachusetts	Jan 8-14	4%	▲
7	464	Iceland Gull	Maine	Jan 15-21	4%	▲
8	464	Iceland Gull	Maine	Jan 1-7	4%	▲
9	464	Iceland Gull	Massachusetts	Feb 8-14	4%	▲
10	464	Iceland Gull	Massachusetts	Jan 1-7	3%	▲
1	364	<b>Lesser Black-backed Gull</b>	<b>Delaware</b>	<b>Oct 8-14</b>	<b>7%</b>	◆
2	364	Lesser Black-backed Gull	Delaware	Nov 15-21	6%	◆
3	364	Lesser Black-backed Gull	Delaware	Oct 1-7	6%	◆
4	364	Lesser Black-backed Gull	Delaware	Nov 1-7	6%	◆
5	364	Lesser Black-backed Gull	Delaware	Nov 8-14	5%	◆
6	364	Lesser Black-backed Gull	Washington, DC	Jan 8-14	5%	◆
7	364	Lesser Black-backed Gull	Washington, DC	Dec 22-31	5%	◆
8	364	Lesser Black-backed Gull	Delaware	Oct 22-31	5%	◆
9	364	Lesser Black-backed Gull	Delaware	Oct 15-21	5%	◆
10	364	Lesser Black-backed Gull	Delaware	Sep 22-30	4%	◆
1	654	<b>Slaty-backed Gull</b>	<b>Washington</b>	<b>Oct 15-21</b>	<b>0%</b>	▲
2	654	Slaty-backed Gull	Indiana	Jan 22-31	0%	▲
3	654	Slaty-backed Gull	Colorado	Jan 1-7	0%	▲
4	654	Slaty-backed Gull	Iowa	Dec 15-21	0%	◆
5	654	Slaty-backed Gull	Illinois	Feb 15-21	0%	▲
6	654	Slaty-backed Gull	Maine	Jan 8-14	0%	▲
7	654	Slaty-backed Gull	Wisconsin	Dec 15-21	0%	▲

2015 Impatient Birder's Guide (USA Lower 48)

Species Top 10s

Row	Rank	Species	State	Date	% of Checklists	Quality
8	654	Slaty-backed Gull	Washington	Oct 1-7	0%	▲
9	654	Slaty-backed Gull	Michigan	Mar 15-21	0%	▲
10	654	Slaty-backed Gull	Colorado	Mar 8-14	0%	▲
1	245	<b>Glaucous-winged Gull</b>	<b>Washington</b>	<b>Oct 22-31</b>	 30%	▲
2	245	Glaucous-winged Gull	Washington	Nov 1-7	 29%	▲
3	245	Glaucous-winged Gull	Washington	Dec 22-31	 29%	▲
4	245	Glaucous-winged Gull	Washington	Nov 8-14	 29%	▲
5	245	Glaucous-winged Gull	Washington	Oct 15-21	 27%	▲
6	245	Glaucous-winged Gull	Washington	Nov 15-21	 27%	▲
7	245	Glaucous-winged Gull	Washington	Nov 22-30	 27%	▲
8	245	Glaucous-winged Gull	Washington	Dec 15-21	 27%	▲
9	245	Glaucous-winged Gull	Washington	Dec 1-7	 27%	▲
10	245	Glaucous-winged Gull	Washington	Oct 8-14	 25%	▲
1	451	<b>Glaucous Gull</b>	<b>Minnesota</b>	<b>Dec 15-21</b>	 4%	▲
2	451	Glaucous Gull	Maine	Jan 22-31	 4%	▲
3	451	Glaucous Gull	Wisconsin	Jan 8-14	 3%	▲
4	451	Glaucous Gull	North Dakota	Nov 22-30	 3%	◆
5	451	Glaucous Gull	Wisconsin	Jan 1-7	 3%	▲
6	451	Glaucous Gull	Minnesota	Dec 8-14	 3%	▲
7	451	Glaucous Gull	Wisconsin	Dec 22-31	 3%	▲
8	451	Glaucous Gull	Minnesota	Jan 8-14	 3%	▲
9	451	Glaucous Gull	Wisconsin	Dec 8-14	 3%	▲
10	451	Glaucous Gull	Wisconsin	Feb 8-14	 3%	▲
1	103	<b>Great Black-backed Gull</b>	<b>Rhode Island</b>	<b>Aug 1-7</b>	 53%	◆
2	103	Great Black-backed Gull	Rhode Island	Aug 8-14	 51%	◆
3	103	Great Black-backed Gull	Rhode Island	Jul 22-31	 49%	◆
4	103	Great Black-backed Gull	Rhode Island	Oct 1-7	 48%	◆
5	103	Great Black-backed Gull	Rhode Island	Aug 22-31	 48%	◆
6	103	Great Black-backed Gull	Rhode Island	Jul 15-21	 47%	◆
7	103	Great Black-backed Gull	Rhode Island	Jul 1-7	 46%	◆
8	103	Great Black-backed Gull	Rhode Island	Aug 15-21	 44%	◆
9	103	Great Black-backed Gull	Rhode Island	Sep 22-30	 44%	◆
10	103	Great Black-backed Gull	Rhode Island	Oct 8-14	 43%	◆
1	689	<b>Kelp Gull</b>	<b>Colorado</b>	<b>Sep 15-21</b>	0%	▲
2	689	Kelp Gull	Maryland	Sep 15-21	0%	▲
3	689	Kelp Gull	Maryland	Sep 1-7	0%	▲
4	689	Kelp Gull	Maryland	Aug 15-21	0%	▲
5	689	Kelp Gull	Maryland	Nov 15-21	0%	▲
6	689	Kelp Gull	Maryland	Nov 1-7	0%	▲
7	689	Kelp Gull	Maryland	Nov 8-14	0%	▲
8	689	Kelp Gull	Maryland	Oct 1-7	0%	▲
9	689	Kelp Gull	Maryland	Oct 8-14	0%	▲
10	689	Kelp Gull	Maryland	Oct 22-31	0%	▲

2015 Impatient Birder's Guide (USA Lower 48)

Species Top 10s

Row	Rank	Species	State	Date	% of Checklists	Quality
1	651	<b>Brown Noddy</b>	<b>Florida</b>	<b>Apr 22-30</b>	<b>2%</b>	●
2	651	Brown Noddy	Florida	May 1-7	1%	▲
3	651	Brown Noddy	Florida	Apr 15-21	1%	●
4	651	Brown Noddy	Florida	Apr 8-14	1%	●
5	651	Brown Noddy	Mississippi	Sep 8-14	1%	◆
6	651	Brown Noddy	Florida	May 8-14	0%	▲
7	651	Brown Noddy	Georgia	Sep 8-14	0%	▲
8	651	Brown Noddy	Florida	Jul 22-31	0%	▲
9	651	Brown Noddy	Florida	Jun 8-14	0%	▲
10	651	Brown Noddy	Florida	Apr 1-7	0%	●
1	754	<b>Black Noddy</b>	<b>Florida</b>	<b>Apr 22-30</b>	<b>0%</b>	●
2	754	Black Noddy	Florida	May 1-7	0%	▲
3	754	Black Noddy	Florida	May 22-31	0%	▲
4	754	Black Noddy	Florida	Jul 15-21	0%	▲
5	754	Black Noddy	Texas	Jun 22-30	0%	▲
6	754	Black Noddy	Florida	Apr 1-7	0%	●
7	754	Black Noddy	Florida	May 8-14	0%	▲
8	754	Black Noddy	Florida	Apr 15-21	0%	●
9	754	Black Noddy	Florida	Apr 8-14	0%	●
10	754	Black Noddy	Florida	Jul 8-14	0%	▲
1	609	<b>Sooty Tern</b>	<b>Mississippi</b>	<b>Sep 1-7</b>	<b>3%</b>	◆
2	609	Sooty Tern	Louisiana	Sep 1-7	2%	▲
3	609	Sooty Tern	Florida	Apr 22-30	2%	●
4	609	Sooty Tern	North Carolina	Aug 15-21	2%	▲
5	609	Sooty Tern	Florida	May 1-7	1%	▲
6	609	Sooty Tern	North Carolina	Aug 22-31	1%	▲
7	609	Sooty Tern	North Carolina	Aug 8-14	1%	▲
8	609	Sooty Tern	Florida	Apr 15-21	1%	●
9	609	Sooty Tern	North Carolina	Jul 22-31	1%	▲
10	609	Sooty Tern	Florida	Apr 8-14	1%	●
1	637	<b>Bridled Tern</b>	<b>Mississippi</b>	<b>Sep 1-7</b>	<b>4%</b>	◆
2	637	Bridled Tern	North Carolina	Aug 15-21	2%	▲
3	637	Bridled Tern	North Carolina	May 22-31	2%	▲
4	637	Bridled Tern	North Carolina	Aug 8-14	1%	▲
5	637	Bridled Tern	North Carolina	Jun 1-7	1%	▲
6	637	Bridled Tern	North Carolina	Jul 22-31	1%	▲
7	637	Bridled Tern	North Carolina	Aug 22-31	1%	▲
8	637	Bridled Tern	North Carolina	Aug 1-7	1%	▲
9	637	Bridled Tern	North Carolina	Jun 8-14	1%	▲
10	637	Bridled Tern	Alabama	Sep 15-21	1%	◆
1	261	<b>Least Tern</b>	<b>Rhode Island</b>	<b>Jul 22-31</b>	<b>23%</b>	◆
2	261	Least Tern	Rhode Island	Jul 15-21	21%	◆
3	261	Least Tern	Rhode Island	Aug 1-7	20%	◆

2015 Impatient Birder's Guide (USA Lower 48)

Species Top 10s

Row	Rank	Species	State	Date	% of Checklists	Quality
4	261	Least Tern	Mississippi	Jul 8-14	19%	◆
5	261	Least Tern	Mississippi	May 15-21	19%	◆
6	261	Least Tern	Massachusetts	Jul 22-31	19%	▲
7	261	Least Tern	Mississippi	May 8-14	18%	◆
8	261	Least Tern	Mississippi	Jul 15-21	18%	◆
9	261	Least Tern	Mississippi	Jul 1-7	18%	◆
10	261	Least Tern	Mississippi	May 22-31	17%	◆
1	825	<b>Large-billed Tern</b>	<b>Ohio</b>	<b>May 22-31</b>	<b>0%</b>	▲
2	825	Large-billed Tern	New Jersey	May 22-31	0%	▲
3	825	Large-billed Tern	Illinois	Jul 22-31	0%	▲
4	825	Large-billed Tern	Illinois	Jul 15-21	0%	▲
1	430	<b>Gull-billed Tern</b>	<b>Mississippi</b>	<b>May 15-21</b>	<b>7%</b>	◆
2	430	Gull-billed Tern	New Jersey	Aug 1-7	6%	▲
3	430	Gull-billed Tern	Louisiana	Jul 1-7	6%	▲
4	430	Gull-billed Tern	New Jersey	Jul 22-31	6%	▲
5	430	Gull-billed Tern	Louisiana	Jul 8-14	6%	▲
6	430	Gull-billed Tern	Louisiana	Apr 15-21	6%	▲
7	430	Gull-billed Tern	Louisiana	Jun 22-30	6%	▲
8	430	Gull-billed Tern	Louisiana	Jun 15-21	6%	▲
9	430	Gull-billed Tern	Louisiana	Jun 1-7	6%	▲
10	430	Gull-billed Tern	Mississippi	May 8-14	6%	◆
1	167	<b>Caspian Tern</b>	<b>Delaware</b>	<b>Aug 8-14</b>	<b>21%</b>	◆
2	167	Caspian Tern	Delaware	Sep 1-7	19%	◆
3	167	Caspian Tern	Delaware	Aug 22-31	19%	▲
4	167	Caspian Tern	Delaware	Aug 15-21	18%	▲
5	167	Caspian Tern	Delaware	Sep 15-21	17%	◆
6	167	Caspian Tern	Delaware	Sep 22-30	16%	◆
7	167	Caspian Tern	Delaware	Aug 1-7	16%	◆
8	167	Caspian Tern	Delaware	Sep 8-14	15%	◆
9	167	Caspian Tern	Illinois	Aug 8-14	15%	▲
10	167	Caspian Tern	Illinois	Aug 15-21	14%	▲
1	326	<b>Black Tern</b>	<b>North Dakota</b>	<b>Jul 15-21</b>	<b>25%</b>	◆
2	326	Black Tern	North Dakota	Jun 8-14	20%	▲
3	326	Black Tern	North Dakota	Jul 8-14	20%	◆
4	326	Black Tern	North Dakota	Aug 1-7	19%	◆
5	326	Black Tern	Mississippi	Sep 1-7	19%	◆
6	326	Black Tern	North Dakota	Jun 15-21	16%	▲
7	326	Black Tern	North Dakota	Aug 8-14	16%	◆
8	326	Black Tern	North Dakota	Jul 1-7	15%	◆
9	326	Black Tern	North Dakota	Jun 1-7	15%	▲
10	326	Black Tern	North Dakota	Jul 22-31	14%	◆
1	717	<b>White-winged Tern</b>	<b>Delaware</b>	<b>Aug 8-14</b>	<b>1%</b>	◆
2	717	White-winged Tern	Delaware	Apr 22-30	1%	▲

2015 Impatient Birder's Guide (USA Lower 48)

Species Top 10s

Row	Rank	Species	State	Date	% of Checklists	Quality
3	717	White-winged Tern	Delaware	Jul 22-31	0%	▲
4	717	White-winged Tern	Delaware	Jul 15-21	0%	◆
5	717	White-winged Tern	Delaware	Aug 1-7	0%	◆
6	717	White-winged Tern	North Carolina	Aug 8-14	0%	▲
7	717	White-winged Tern	Virginia	Jul 22-31	0%	▲
8	717	White-winged Tern	Indiana	Jul 15-21	0%	▲
9	717	White-winged Tern	New York	Jul 15-21	0%	▲
10	717	White-winged Tern	Virginia	Aug 1-7	0%	▲
1	716	<b>Whiskered Tern</b>	<b>New Jersey</b>	<b>Sep 8-14</b>	<b>3%</b>	▲
2	716	Whiskered Tern	New Jersey	Sep 15-21	3%	▲
3	716	Whiskered Tern	Delaware	Aug 8-14	1%	◆
4	716	Whiskered Tern	Delaware	Jul 22-31	0%	▲
5	716	Whiskered Tern	New Jersey	Aug 8-14	0%	▲
6	716	Whiskered Tern	New Jersey	Jul 8-14	0%	▲
7	716	Whiskered Tern	Delaware	Aug 15-21	0%	▲
8	716	Whiskered Tern	Delaware	Jul 15-21	0%	◆
9	716	Whiskered Tern	Delaware	Aug 1-7	0%	◆
1	502	<b>Roseate Tern</b>	<b>Maine</b>	<b>Jul 15-21</b>	<b>14%</b>	▲
2	502	Roseate Tern	Maine	Jul 8-14	14%	▲
3	502	Roseate Tern	Maine	Jul 22-31	12%	▲
4	502	Roseate Tern	Maine	Jul 1-7	12%	▲
5	502	Roseate Tern	Maine	Jun 22-30	12%	▲
6	502	Roseate Tern	Maine	Jun 8-14	11%	▲
7	502	Roseate Tern	Maine	Jun 15-21	11%	▲
8	502	Roseate Tern	Maine	Jun 1-7	8%	▲
9	502	Roseate Tern	Maine	Aug 1-7	8%	▲
10	502	Roseate Tern	Massachusetts	Aug 8-14	6%	▲
1	242	<b>Common Tern</b>	<b>Rhode Island</b>	<b>Aug 1-7</b>	<b>36%</b>	◆
2	242	Common Tern	Rhode Island	Aug 8-14	36%	◆
3	242	Common Tern	Rhode Island	Jul 22-31	33%	◆
4	242	Common Tern	Rhode Island	Jul 15-21	30%	◆
5	242	Common Tern	Rhode Island	Aug 15-21	30%	◆
6	242	Common Tern	Maine	Jul 22-31	30%	▲
7	242	Common Tern	Rhode Island	Aug 22-31	28%	◆
8	242	Common Tern	Maine	Jul 8-14	28%	▲
9	242	Common Tern	Maine	Jul 15-21	27%	▲
10	242	Common Tern	Maine	Aug 1-7	26%	▲
1	519	<b>Arctic Tern</b>	<b>Maine</b>	<b>Jul 8-14</b>	<b>14%</b>	▲
2	519	Arctic Tern	Maine	Jun 8-14	13%	▲
3	519	Arctic Tern	Maine	Jul 15-21	13%	▲
4	519	Arctic Tern	Maine	Jun 15-21	13%	▲
5	519	Arctic Tern	Maine	Jun 22-30	12%	▲
6	519	Arctic Tern	Maine	Jul 22-31	12%	▲



2015 Impatient Birder's Guide (USA Lower 48)

Species Top 10s

Row	Rank	Species	State	Date	% of Checklists	Quality
7	519	Arctic Tern	Maine	Jul 1-7	12%	▲
8	519	Arctic Tern	Maine	Jun 1-7	10%	▲
9	519	Arctic Tern	Maine	Aug 1-7	9%	▲
10	519	Arctic Tern	Maine	Aug 8-14	5%	▲
1	141	<b>Forster's Tern</b>	<b>Delaware</b>	<b>Jul 22-31</b>	<b>45%</b>	▲
2	141	Forster's Tern	Delaware	Aug 1-7	43%	◆
3	141	Forster's Tern	Delaware	Jul 15-21	42%	◆
4	141	Forster's Tern	Delaware	Aug 15-21	41%	▲
5	141	Forster's Tern	Delaware	Aug 8-14	41%	◆
6	141	Forster's Tern	Delaware	Jul 8-14	34%	◆
7	141	Forster's Tern	Delaware	Aug 22-31	32%	▲
8	141	Forster's Tern	Delaware	Sep 1-7	27%	◆
9	141	Forster's Tern	Delaware	May 22-31	27%	▲
10	141	Forster's Tern	New Jersey	Aug 1-7	26%	▲
1	211	<b>Royal Tern</b>	<b>Mississippi</b>	<b>Aug 15-21</b>	<b>18%</b>	◆
2	211	Royal Tern	Mississippi	Sep 1-7	18%	◆
3	211	Royal Tern	Mississippi	Jul 15-21	17%	◆
4	211	Royal Tern	Mississippi	Oct 22-31	16%	◆
5	211	Royal Tern	Mississippi	Aug 1-7	16%	◆
6	211	Royal Tern	Delaware	Aug 15-21	16%	▲
7	211	Royal Tern	Mississippi	Aug 22-31	15%	◆
8	211	Royal Tern	New Jersey	Sep 1-7	15%	▲
9	211	Royal Tern	Alabama	Oct 8-14	15%	▲
10	211	Royal Tern	New Jersey	Sep 8-14	14%	▲
1	367	<b>Sandwich Tern</b>	<b>Mississippi</b>	<b>Sep 1-7</b>	<b>11%</b>	◆
2	367	Sandwich Tern	Mississippi	Jul 15-21	10%	◆
3	367	Sandwich Tern	Florida	Aug 8-14	10%	▲
4	367	Sandwich Tern	Florida	Aug 15-21	9%	▲
5	367	Sandwich Tern	Florida	Aug 22-31	9%	▲
6	367	Sandwich Tern	Florida	Sep 8-14	8%	▲
7	367	Sandwich Tern	Florida	Sep 1-7	8%	▲
8	367	Sandwich Tern	Florida	Aug 1-7	8%	▲
9	367	Sandwich Tern	Mississippi	Jul 22-31	8%	◆
10	367	Sandwich Tern	Florida	Sep 15-21	8%	▲
1	422	<b>Elegant Tern</b>	<b>California</b>	<b>Aug 1-7</b>	<b>9%</b>	●
2	422	Elegant Tern	California	Aug 22-31	8%	●
3	422	Elegant Tern	California	Aug 8-14	8%	●
4	422	Elegant Tern	California	Sep 8-14	8%	●
5	422	Elegant Tern	California	Sep 1-7	8%	●
6	422	Elegant Tern	California	Sep 15-21	8%	●
7	422	Elegant Tern	California	Aug 15-21	8%	●
8	422	Elegant Tern	California	Jul 22-31	7%	●
9	422	Elegant Tern	California	Sep 22-30	6%	●

2015 Impatient Birder's Guide (USA Lower 48)

Species Top 10s

Row	Rank	Species	State	Date	% of Checklists	Quality
10	422	Elegant Tern	California	Oct 1-7	5%	●
1	286	<b>Black Skimmer</b>	<b>Mississippi</b>	<b>Jul 15-21</b>	<b>19%</b>	◆
2	286	Black Skimmer	New Jersey	Aug 1-7	15%	▲
3	286	Black Skimmer	New Jersey	Jul 22-31	15%	▲
4	286	Black Skimmer	Mississippi	Aug 15-21	14%	◆
5	286	Black Skimmer	New Jersey	Jul 15-21	14%	▲
6	286	Black Skimmer	Mississippi	Aug 22-31	13%	◆
7	286	Black Skimmer	Mississippi	Sep 1-7	13%	◆
8	286	Black Skimmer	New Jersey	Jul 1-7	13%	▲
9	286	Black Skimmer	New Jersey	Jul 8-14	13%	▲
10	286	Black Skimmer	Delaware	Jun 8-14	13%	◆
1	32	<b>Rock Pigeon</b>	<b>Washington, DC</b>	<b>Jul 8-14</b>	<b>41%</b>	◆
2	32	Rock Pigeon	Washington, DC	Jul 15-21	40%	◆
3	32	Rock Pigeon	Washington, DC	Aug 1-7	38%	◆
4	32	Rock Pigeon	Washington, DC	Jul 22-31	36%	◆
5	32	Rock Pigeon	Washington, DC	Jun 22-30	34%	◆
6	32	Rock Pigeon	Washington, DC	Jun 15-21	34%	◆
7	32	Rock Pigeon	Washington, DC	Aug 8-14	32%	◆
8	32	Rock Pigeon	Washington, DC	Dec 15-21	32%	◆
9	32	Rock Pigeon	Washington, DC	Aug 15-21	31%	◆
10	32	Rock Pigeon	Washington, DC	Jun 8-14	31%	◆
1	570	<b>White-crowned Pigeon</b>	<b>Florida</b>	<b>Sep 22-30</b>	<b>2%</b>	▲
2	570	White-crowned Pigeon	Florida	Apr 22-30	2%	●
3	570	White-crowned Pigeon	Florida	May 1-7	2%	▲
4	570	White-crowned Pigeon	Florida	Sep 15-21	2%	▲
5	570	White-crowned Pigeon	Florida	May 22-31	2%	▲
6	570	White-crowned Pigeon	Florida	Apr 15-21	2%	●
7	570	White-crowned Pigeon	Florida	Sep 1-7	1%	▲
8	570	White-crowned Pigeon	Florida	Oct 8-14	1%	▲
9	570	White-crowned Pigeon	Florida	Oct 1-7	1%	▲
10	570	White-crowned Pigeon	Florida	May 8-14	1%	▲
1	683	<b>Red-billed Pigeon</b>	<b>Texas</b>	<b>Apr 8-14</b>	<b>0%</b>	●
2	683	Red-billed Pigeon	Texas	Apr 15-21	0%	●
3	683	Red-billed Pigeon	Texas	Apr 1-7	0%	●
4	683	Red-billed Pigeon	Texas	Mar 22-31	0%	●
5	683	Red-billed Pigeon	Texas	Apr 22-30	0%	●
6	683	Red-billed Pigeon	Texas	Feb 22-28	0%	●
7	683	Red-billed Pigeon	Texas	Mar 8-14	0%	●
8	683	Red-billed Pigeon	Texas	Nov 8-14	0%	●
9	683	Red-billed Pigeon	Texas	Nov 1-7	0%	●
10	683	Red-billed Pigeon	Texas	Sep 8-14	0%	▲
1	246	<b>Band-tailed Pigeon</b>	<b>California</b>	<b>Jun 1-7</b>	<b>12%</b>	●
2	246	Band-tailed Pigeon	Oregon	May 1-7	12%	▲

2015 Impatient Birder's Guide (USA Lower 48)

Species Top 10s

Row	Rank	Species	State	Date	% of Checklists	Quality
3	246	Band-tailed Pigeon	California	May 22-31	12%	●
4	246	Band-tailed Pigeon	Oregon	Jul 1-7	12%	▲
5	246	Band-tailed Pigeon	California	May 15-21	12%	●
6	246	Band-tailed Pigeon	California	Jun 8-14	12%	●
7	246	Band-tailed Pigeon	Oregon	May 8-14	12%	▲
8	246	Band-tailed Pigeon	California	Jun 15-21	11%	●
9	246	Band-tailed Pigeon	Oregon	Apr 22-30	11%	▲
10	246	Band-tailed Pigeon	Oregon	Jul 8-14	11%	▲
1	843	<b>European Turtle-Dove</b>	<b>Florida</b>	<b>Apr 8-14</b>	<b>0%</b>	●
2	843	European Turtle-Dove	Massachusetts	Jul 15-21	0%	▲
1	80	<b>Eurasian Collared-Dove</b>	<b>Wyoming</b>	<b>Dec 8-14</b>	<b>32%</b>	◆
2	80	Eurasian Collared-Dove	Louisiana	Jun 22-30	30%	▲
3	80	Eurasian Collared-Dove	Wyoming	Dec 22-31	30%	◆
4	80	Eurasian Collared-Dove	Louisiana	Jul 1-7	30%	▲
5	80	Eurasian Collared-Dove	Wyoming	Feb 15-21	29%	◆
6	80	Eurasian Collared-Dove	Oklahoma	Aug 15-21	27%	◆
7	80	Eurasian Collared-Dove	Wyoming	May 1-7	27%	▲
8	80	Eurasian Collared-Dove	Wyoming	Feb 8-14	27%	◆
9	80	Eurasian Collared-Dove	Oklahoma	Aug 8-14	27%	◆
10	80	Eurasian Collared-Dove	Louisiana	Jun 8-14	27%	▲
1	624	<b>Spotted Dove</b>	<b>California</b>	<b>Sep 1-7</b>	<b>0%</b>	●
2	624	Spotted Dove	California	Apr 8-14	0%	●
3	624	Spotted Dove	California	Oct 22-31	0%	●
4	624	Spotted Dove	California	Feb 1-7	0%	●
5	624	Spotted Dove	California	Aug 22-31	0%	●
6	624	Spotted Dove	California	Apr 22-30	0%	●
7	624	Spotted Dove	California	Jun 15-21	0%	●
8	624	Spotted Dove	California	Apr 1-7	0%	●
9	624	Spotted Dove	California	May 1-7	0%	●
10	624	Spotted Dove	California	Feb 22-28	0%	●
1	849	<b>Passenger Pigeon</b>	<b>South Carolina</b>	<b>Mar 15-21</b>	<b>0%</b>	▲
2	849	Passenger Pigeon	Ohio	Mar 22-31	0%	▲
1	268	<b>Inca Dove</b>	<b>Texas</b>	<b>Nov 8-14</b>	<b>13%</b>	●
2	268	Inca Dove	Texas	Sep 15-21	13%	▲
3	268	Inca Dove	Texas	Sep 22-30	13%	●
4	268	Inca Dove	Texas	Sep 8-14	13%	▲
5	268	Inca Dove	Texas	Sep 1-7	12%	▲
6	268	Inca Dove	Texas	Aug 22-31	12%	●
7	268	Inca Dove	Texas	Apr 22-30	12%	●
8	268	Inca Dove	Texas	Aug 8-14	12%	▲
9	268	Inca Dove	Texas	Apr 15-21	11%	●
10	268	Inca Dove	Louisiana	Jul 1-7	11%	▲
1	266	<b>Common Ground-Dove</b>	<b>Florida</b>	<b>Aug 8-14</b>	<b>14%</b>	▲









2015 Impatient Birder's Guide (USA Lower 48)

Species Top 10s

Row	Rank	Species	State	Date	% of Checklists	Quality
2	266	Common Ground-Dove	Florida	Aug 15-21	13%	
3	266	Common Ground-Dove	Florida	Aug 1-7	13%	
4	266	Common Ground-Dove	Florida	Jun 15-21	13%	
5	266	Common Ground-Dove	Florida	Apr 15-21	13%	
6	266	Common Ground-Dove	Florida	Aug 22-31	13%	
7	266	Common Ground-Dove	Florida	Jul 8-14	12%	
8	266	Common Ground-Dove	Florida	Jul 22-31	12%	
9	266	Common Ground-Dove	Florida	Sep 1-7	12%	
10	266	Common Ground-Dove	Florida	Jul 15-21	12%	
1	657	<b>Ruddy Ground-Dove</b>	<b>Arizona</b>	<b>Dec 1-7</b>	<b>1%</b>	
2	657	Ruddy Ground-Dove	Arizona	Jan 1-7	1%	
3	657	Ruddy Ground-Dove	Arizona	Jan 22-31	1%	
4	657	Ruddy Ground-Dove	Arizona	Jan 8-14	1%	
5	657	Ruddy Ground-Dove	Arizona	Feb 8-14	1%	
6	657	Ruddy Ground-Dove	Arizona	Dec 15-21	1%	
7	657	Ruddy Ground-Dove	Arizona	Jan 15-21	1%	
8	657	Ruddy Ground-Dove	Arizona	Dec 8-14	0%	
9	657	Ruddy Ground-Dove	Arizona	Feb 22-28	0%	
10	657	Ruddy Ground-Dove	Arizona	Dec 22-31	0%	
1	885	<b>Ruddy Quail-Dove</b>	<b>Florida</b>	<b>Oct 1-7</b>	<b>0%</b>	
2	885	Ruddy Quail-Dove	Texas	Mar 1-7	0%	
1	779	<b>Key West Quail-Dove</b>	<b>Florida</b>	<b>Mar 8-14</b>	<b>0%</b>	
2	779	Key West Quail-Dove	Florida	May 15-21	0%	
3	779	Key West Quail-Dove	Florida	May 8-14	0%	
4	779	Key West Quail-Dove	Florida	May 22-31	0%	
5	779	Key West Quail-Dove	Florida	Dec 22-31	0%	
6	779	Key West Quail-Dove	Florida	Dec 8-14	0%	
7	779	Key West Quail-Dove	Florida	Dec 15-21	0%	
8	779	Key West Quail-Dove	Florida	Sep 22-30	0%	
9	779	Key West Quail-Dove	Florida	Dec 1-7	0%	
10	779	Key West Quail-Dove	Florida	Apr 1-7	0%	
1	447	<b>White-tipped Dove</b>	<b>Texas</b>	<b>Nov 8-14</b>	<b>7%</b>	
2	447	White-tipped Dove	Texas	Mar 8-14	5%	
3	447	White-tipped Dove	Texas	Feb 22-28	5%	
4	447	White-tipped Dove	Texas	Mar 15-21	5%	
5	447	White-tipped Dove	Texas	Nov 1-7	5%	
6	447	White-tipped Dove	Texas	Mar 1-7	5%	
7	447	White-tipped Dove	Texas	Jan 15-21	4%	
8	447	White-tipped Dove	Texas	Mar 22-31	4%	
9	447	White-tipped Dove	Texas	Feb 8-14	4%	
10	447	White-tipped Dove	Texas	Jan 22-31	4%	
1	133	<b>White-winged Dove</b>	<b>Arizona</b>	<b>May 8-14</b>	<b>41%</b>	
2	133	White-winged Dove	Arizona	May 1-7	41%	

2015 Impatient Birder's Guide (USA Lower 48)

Species Top 10s

Row	Rank	Species	State	Date	% of Checklists	Quality
3	133	White-winged Dove	Arizona	Jul 1-7	 40%	▲
4	133	White-winged Dove	Arizona	Jul 8-14	 39%	▲
5	133	White-winged Dove	Arizona	Jun 8-14	 38%	▲
6	133	White-winged Dove	Arizona	Jun 22-30	 38%	▲
7	133	White-winged Dove	Arizona	May 15-21	 38%	▲
8	133	White-winged Dove	Arizona	Apr 22-30	 38%	●
9	133	White-winged Dove	Arizona	May 22-31	 38%	▲
10	133	White-winged Dove	Arizona	Jul 15-21	 37%	▲
1	868	<b>Zenaida Dove</b>	<b>Florida</b>	<b>Jun 15-21</b>	<b>0%</b>	▲
2	868	Zenaida Dove	Florida	Jun 1-7	0%	▲
3	868	Zenaida Dove	Florida	May 1-7	0%	▲
1	1	<b>Mourning Dove</b>	<b>Nebraska</b>	<b>Jun 22-30</b>	<b>78%</b>	▲
2	1	Mourning Dove	Nebraska	Jun 1-7	78%	▲
3	1	Mourning Dove	Nebraska	Jul 1-7	77%	▲
4	1	Mourning Dove	Nebraska	Jul 8-14	76%	▲
5	1	Mourning Dove	Nebraska	Aug 8-14	76%	◆
6	1	Mourning Dove	Louisiana	Jul 1-7	76%	▲
7	1	Mourning Dove	Nebraska	Jul 15-21	75%	▲
8	1	Mourning Dove	Louisiana	Jun 22-30	73%	▲
9	1	Mourning Dove	Nebraska	Jun 15-21	73%	▲
10	1	Mourning Dove	Nebraska	Aug 1-7	72%	◆
1	767	<b>Common Cuckoo</b>	<b>California</b>	<b>Sep 22-30</b>	<b>0%</b>	●
2	767	Common Cuckoo	Massachusetts	May 1-7	0%	●
3	767	Common Cuckoo	California	Oct 1-7	0%	●
1	175	<b>Yellow-billed Cuckoo</b>	<b>Louisiana</b>	<b>Jun 1-7</b>	<b>46%</b>	▲
2	175	Yellow-billed Cuckoo	Louisiana	Jun 8-14	42%	▲
3	175	Yellow-billed Cuckoo	Louisiana	Jun 15-21	38%	▲
4	175	Yellow-billed Cuckoo	Louisiana	Jun 22-30	38%	▲
5	175	Yellow-billed Cuckoo	Louisiana	Jul 1-7	36%	▲
6	175	Yellow-billed Cuckoo	Louisiana	May 15-21	35%	▲
7	175	Yellow-billed Cuckoo	Arkansas	Jun 15-21	35%	◆
8	175	Yellow-billed Cuckoo	Louisiana	May 8-14	34%	▲
9	175	Yellow-billed Cuckoo	Louisiana	Jul 8-14	34%	▲
10	175	Yellow-billed Cuckoo	Arkansas	Jun 1-7	34%	▲
1	665	<b>Mangrove Cuckoo</b>	<b>Florida</b>	<b>May 15-21</b>	<b>1%</b>	▲
2	665	Mangrove Cuckoo	Florida	Jun 8-14	1%	▲
3	665	Mangrove Cuckoo	Florida	May 1-7	1%	▲
4	665	Mangrove Cuckoo	Florida	Apr 22-30	1%	●
5	665	Mangrove Cuckoo	Florida	May 22-31	1%	▲
6	665	Mangrove Cuckoo	Florida	Jun 15-21	1%	▲
7	665	Mangrove Cuckoo	Florida	May 8-14	1%	▲
8	665	Mangrove Cuckoo	Florida	Jul 15-21	0%	▲
9	665	Mangrove Cuckoo	Florida	Jul 8-14	0%	▲

2015 Impatient Birder's Guide (USA Lower 48)

Species Top 10s

Row	Rank	Species	State	Date	% of Checklists	Quality
10	665	Mangrove Cuckoo	Florida	Apr 15-21	0%	●
1	391	<b>Black-billed Cuckoo</b>	<b>West Virginia</b>	<b>Jun 1-7</b>	<b>7%</b>	▲
2	391	Black-billed Cuckoo	West Virginia	May 8-14	7%	▲
3	391	Black-billed Cuckoo	West Virginia	May 15-21	7%	▲
4	391	Black-billed Cuckoo	West Virginia	May 22-31	5%	▲
5	391	Black-billed Cuckoo	Wisconsin	Jun 8-14	5%	▲
6	391	Black-billed Cuckoo	Wisconsin	Jun 1-7	5%	▲
7	391	Black-billed Cuckoo	Wisconsin	May 22-31	5%	●
8	391	Black-billed Cuckoo	Massachusetts	May 22-31	4%	●
9	391	Black-billed Cuckoo	Wisconsin	Jun 22-30	4%	▲
10	391	Black-billed Cuckoo	Ohio	May 8-14	4%	●
1	302	<b>Greater Roadrunner</b>	<b>New Mexico</b>	<b>Aug 15-21</b>	<b>10%</b>	▲
2	302	Greater Roadrunner	New Mexico	Aug 22-31	9%	▲
3	302	Greater Roadrunner	New Mexico	Jul 22-31	9%	▲
4	302	Greater Roadrunner	New Mexico	Dec 15-21	9%	▲
5	302	Greater Roadrunner	New Mexico	Nov 15-21	9%	▲
6	302	Greater Roadrunner	New Mexico	Sep 1-7	9%	▲
7	302	Greater Roadrunner	New Mexico	Jan 22-31	9%	▲
8	302	Greater Roadrunner	New Mexico	Jan 15-21	8%	▲
9	302	Greater Roadrunner	New Mexico	Nov 8-14	8%	▲
10	302	Greater Roadrunner	New Mexico	Jul 15-21	8%	▲
1	715	<b>Smooth-billed Ani</b>	<b>Florida</b>	<b>Dec 15-21</b>	<b>0%</b>	▲
2	715	Smooth-billed Ani	Florida	Jul 15-21	0%	▲
3	715	Smooth-billed Ani	Georgia	Mar 1-7	0%	▲
4	715	Smooth-billed Ani	Georgia	Apr 22-30	0%	▲
5	715	Smooth-billed Ani	Ohio	Nov 22-30	0%	▲
6	715	Smooth-billed Ani	Florida	Oct 8-14	0%	▲
7	715	Smooth-billed Ani	Florida	May 8-14	0%	▲
8	715	Smooth-billed Ani	Florida	Jul 1-7	0%	▲
9	715	Smooth-billed Ani	Florida	Oct 1-7	0%	▲
10	715	Smooth-billed Ani	Florida	Apr 8-14	0%	●
1	543	<b>Groove-billed Ani</b>	<b>Texas</b>	<b>Aug 22-31</b>	<b>2%</b>	●
2	543	Groove-billed Ani	Texas	Aug 8-14	2%	▲
3	543	Groove-billed Ani	Texas	Jul 22-31	2%	▲
4	543	Groove-billed Ani	Texas	Aug 1-7	2%	▲
5	543	Groove-billed Ani	Texas	Sep 1-7	2%	▲
6	543	Groove-billed Ani	Texas	Aug 15-21	2%	▲
7	543	Groove-billed Ani	Texas	Sep 8-14	2%	▲
8	543	Groove-billed Ani	Texas	Sep 15-21	2%	▲
9	543	Groove-billed Ani	Texas	Jun 22-30	2%	▲
10	543	Groove-billed Ani	Texas	Sep 22-30	2%	●
1	370	<b>Barn Owl</b>	<b>Louisiana</b>	<b>Dec 15-21</b>	<b>4%</b>	▲
2	370	Barn Owl	Kansas	Sep 1-7	4%	▲



2015 Impatient Birder's Guide (USA Lower 48)

Species Top 10s

Row	Rank	Species	State	Date	% of Checklists	Quality
3	370	Barn Owl	Nevada	Aug 22-31	3%	◆
4	370	Barn Owl	Nevada	Sep 8-14	3%	◆
5	370	Barn Owl	Utah	May 15-21	3%	▲
6	370	Barn Owl	Rhode Island	Feb 8-14	3%	◆
7	370	Barn Owl	Nevada	Sep 1-7	3%	◆
8	370	Barn Owl	California	Dec 15-21	3%	●
9	370	Barn Owl	Nevada	Mar 1-7	3%	◆
10	370	Barn Owl	Utah	Jan 1-7	2%	▲
1	606	<b>Flammulated Owl</b>	<b>Utah</b>	<b>Jun 8-14</b>	<b>2%</b>	<b>▲</b>
2	606	Flammulated Owl	Utah	Jun 15-21	2%	▲
3	606	Flammulated Owl	Utah	Jun 22-30	1%	▲
4	606	Flammulated Owl	Nevada	Jul 8-14	1%	◆
5	606	Flammulated Owl	Utah	Jun 1-7	1%	▲
6	606	Flammulated Owl	Utah	Jul 8-14	1%	▲
7	606	Flammulated Owl	Idaho	Jun 22-30	1%	▲
8	606	Flammulated Owl	Utah	May 22-31	1%	▲
9	606	Flammulated Owl	Arizona	Jun 1-7	1%	▲
10	606	Flammulated Owl	Utah	May 15-21	1%	▲
1	449	<b>Western Screech-Owl</b>	<b>California</b>	<b>Feb 22-28</b>	<b>2%</b>	<b>●</b>
2	449	Western Screech-Owl	Utah	Sep 22-30	2%	▲
3	449	Western Screech-Owl	California	Mar 1-7	2%	●
4	449	Western Screech-Owl	California	Jan 8-14	2%	●
5	449	Western Screech-Owl	Utah	Jan 1-7	2%	▲
6	449	Western Screech-Owl	Nevada	Feb 22-28	2%	◆
7	449	Western Screech-Owl	California	Jan 22-31	2%	●
8	449	Western Screech-Owl	Utah	Dec 15-21	2%	▲
9	449	Western Screech-Owl	Arizona	May 22-31	2%	▲
10	449	Western Screech-Owl	California	Jun 15-21	2%	●
1	318	<b>Eastern Screech-Owl</b>	<b>West Virginia</b>	<b>Aug 1-7</b>	<b>9%</b>	<b>◆</b>
2	318	Eastern Screech-Owl	Louisiana	Dec 15-21	7%	▲
3	318	Eastern Screech-Owl	West Virginia	Aug 15-21	7%	◆
4	318	Eastern Screech-Owl	West Virginia	Aug 8-14	7%	◆
5	318	Eastern Screech-Owl	Kentucky	Dec 15-21	6%	◆
6	318	Eastern Screech-Owl	Ohio	May 8-14	6%	●
7	318	Eastern Screech-Owl	Arkansas	Dec 15-21	5%	▲
8	318	Eastern Screech-Owl	West Virginia	Jul 15-21	5%	◆
9	318	Eastern Screech-Owl	West Virginia	Aug 22-31	5%	◆
10	318	Eastern Screech-Owl	West Virginia	Jul 22-31	5%	◆
1	621	<b>Whiskered Screech-Owl</b>	<b>Arizona</b>	<b>May 22-31</b>	<b>2%</b>	<b>▲</b>
2	621	Whiskered Screech-Owl	Arizona	Jun 1-7	2%	▲
3	621	Whiskered Screech-Owl	Arizona	May 15-21	2%	▲
4	621	Whiskered Screech-Owl	Arizona	May 1-7	2%	▲
5	621	Whiskered Screech-Owl	Arizona	Apr 22-30	1%	●

2015 Impatient Birder's Guide (USA Lower 48)

Species Top 10s

Row	Rank	Species	State	Date	% of Checklists	Quality
6	621	Whiskered Screech-Owl	Arizona	Jul 8-14	1%	▲
7	621	Whiskered Screech-Owl	Arizona	Jun 15-21	1%	▲
8	621	Whiskered Screech-Owl	Arizona	May 8-14	1%	▲
9	621	Whiskered Screech-Owl	Arizona	Jul 15-21	1%	▲
10	621	Whiskered Screech-Owl	Arizona	Jul 1-7	1%	▲
1	172	<b>Great Horned Owl</b>	<b>North Dakota</b>	<b>Dec 15-21</b>	<b>12%</b>	◆
2	172	Great Horned Owl	Louisiana	Dec 15-21	11%	▲
3	172	Great Horned Owl	North Dakota	Mar 1-7	10%	◆
4	172	Great Horned Owl	North Dakota	Dec 1-7	10%	◆
5	172	Great Horned Owl	Kansas	Dec 15-21	10%	▲
6	172	Great Horned Owl	Arkansas	Dec 15-21	9%	▲
7	172	Great Horned Owl	Wyoming	Mar 1-7	9%	◆
8	172	Great Horned Owl	North Dakota	Mar 22-31	9%	◆
9	172	Great Horned Owl	Wyoming	Apr 8-14	8%	◆
10	172	Great Horned Owl	Wisconsin	Dec 15-21	8%	▲
1	401	<b>Snowy Owl</b>	<b>North Dakota</b>	<b>Dec 15-21</b>	<b>22%</b>	◆
2	401	Snowy Owl	North Dakota	Dec 22-31	16%	◆
3	401	Snowy Owl	North Dakota	Feb 1-7	16%	◆
4	401	Snowy Owl	North Dakota	Jan 1-7	15%	◆
5	401	Snowy Owl	North Dakota	Jan 22-31	14%	◆
6	401	Snowy Owl	North Dakota	Jan 8-14	12%	◆
7	401	Snowy Owl	North Dakota	Mar 1-7	11%	◆
8	401	Snowy Owl	North Dakota	Feb 22-28	11%	◆
9	401	Snowy Owl	North Dakota	Feb 8-14	11%	◆
10	401	Snowy Owl	North Dakota	Jan 15-21	10%	◆
1	599	<b>Northern Hawk Owl</b>	<b>Minnesota</b>	<b>Jan 8-14</b>	<b>3%</b>	▲
2	599	Northern Hawk Owl	Minnesota	Feb 8-14	3%	▲
3	599	Northern Hawk Owl	Minnesota	Jan 15-21	3%	▲
4	599	Northern Hawk Owl	Minnesota	Feb 1-7	2%	▲
5	599	Northern Hawk Owl	Minnesota	Feb 15-21	2%	▲
6	599	Northern Hawk Owl	Idaho	Dec 1-7	2%	◆
7	599	Northern Hawk Owl	Minnesota	Feb 22-28	2%	▲
8	599	Northern Hawk Owl	Minnesota	Jan 22-31	2%	▲
9	599	Northern Hawk Owl	Minnesota	Mar 1-7	1%	▲
10	599	Northern Hawk Owl	Minnesota	Jan 1-7	1%	▲
1	494	<b>Northern Pygmy-Owl</b>	<b>Oregon</b>	<b>Oct 8-14</b>	<b>2%</b>	▲
2	494	Northern Pygmy-Owl	Montana	Dec 8-14	2%	◆
3	494	Northern Pygmy-Owl	Oregon	Oct 22-31	2%	▲
4	494	Northern Pygmy-Owl	Oregon	Oct 15-21	2%	▲
5	494	Northern Pygmy-Owl	Idaho	Oct 15-21	2%	◆
6	494	Northern Pygmy-Owl	Montana	Jan 15-21	2%	◆
7	494	Northern Pygmy-Owl	Oregon	Sep 22-30	1%	▲
8	494	Northern Pygmy-Owl	Oregon	Sep 8-14	1%	▲

2015 Impatient Birder's Guide (USA Lower 48)

Species Top 10s

Row	Rank	Species	State	Date	% of Checklists	Quality
9	494	Northern Pygmy-Owl	Oregon	Oct 1-7	1%	▲
10	494	Northern Pygmy-Owl	Montana	Feb 1-7	1%	◆
1	672	<b>Ferruginous Pygmy-Owl</b>	<b>Texas</b>	<b>Nov 8-14</b>	<b>1%</b>	●
2	672	Ferruginous Pygmy-Owl	Texas	Nov 1-7	0%	●
3	672	Ferruginous Pygmy-Owl	Texas	Apr 1-7	0%	●
4	672	Ferruginous Pygmy-Owl	Texas	Apr 8-14	0%	●
5	672	Ferruginous Pygmy-Owl	Texas	Mar 22-31	0%	●
6	672	Ferruginous Pygmy-Owl	Texas	Apr 22-30	0%	●
7	672	Ferruginous Pygmy-Owl	Texas	Jan 15-21	0%	●
8	672	Ferruginous Pygmy-Owl	Arizona	Jan 8-14	0%	▲
9	672	Ferruginous Pygmy-Owl	Arizona	Apr 8-14	0%	▲
10	672	Ferruginous Pygmy-Owl	Arizona	Aug 1-7	0%	▲
1	569	<b>Elf Owl</b>	<b>Arizona</b>	<b>May 22-31</b>	<b>3%</b>	▲
2	569	Elf Owl	Arizona	Jun 1-7	2%	▲
3	569	Elf Owl	Arizona	May 8-14	2%	▲
4	569	Elf Owl	Arizona	Apr 22-30	2%	●
5	569	Elf Owl	Arizona	May 1-7	2%	▲
6	569	Elf Owl	Arizona	May 15-21	2%	▲
7	569	Elf Owl	Arizona	Jun 15-21	2%	▲
8	569	Elf Owl	Arizona	Apr 15-21	2%	▲
9	569	Elf Owl	Arizona	Apr 8-14	2%	▲
10	569	Elf Owl	Arizona	Jul 8-14	2%	▲
1	405	<b>Burrowing Owl</b>	<b>South Dakota</b>	<b>Jun 8-14</b>	<b>4%</b>	◆
2	405	Burrowing Owl	South Dakota	Jun 15-21	4%	◆
3	405	Burrowing Owl	Utah	May 15-21	3%	▲
4	405	Burrowing Owl	South Dakota	Jun 1-7	3%	◆
5	405	Burrowing Owl	South Dakota	Jul 15-21	3%	◆
6	405	Burrowing Owl	Utah	Jun 15-21	3%	▲
7	405	Burrowing Owl	South Dakota	Jul 22-31	3%	◆
8	405	Burrowing Owl	Kansas	Jun 22-30	3%	▲
9	405	Burrowing Owl	Colorado	Jun 15-21	3%	▲
10	405	Burrowing Owl	Nebraska	Jun 15-21	3%	▲
1	848	<b>Mottled Owl</b>	<b>Texas</b>	<b>Feb 22-28</b>	<b>0%</b>	●
1	598	<b>Spotted Owl</b>	<b>Arizona</b>	<b>Aug 1-7</b>	<b>1%</b>	▲
2	598	Spotted Owl	Arizona	May 15-21	1%	▲
3	598	Spotted Owl	Arizona	Apr 22-30	1%	●
4	598	Spotted Owl	Arizona	Jul 22-31	1%	▲
5	598	Spotted Owl	Arizona	Aug 8-14	1%	▲
6	598	Spotted Owl	Arizona	Jun 15-21	1%	▲
7	598	Spotted Owl	Arizona	May 1-7	1%	▲
8	598	Spotted Owl	Arizona	Jun 1-7	1%	▲
9	598	Spotted Owl	Arizona	May 22-31	1%	▲
10	598	Spotted Owl	Arizona	May 8-14	1%	▲

2015 Impatient Birder's Guide (USA Lower 48)

Species Top 10s

Row	Rank	Species	State	Date	% of Checklists	Quality
1	206	<b>Barred Owl</b>	<b>Louisiana</b>	<b>Jun 1-7</b>	12%	
2	206	Barred Owl	Arkansas	Dec 15-21	12%	
3	206	Barred Owl	Louisiana	Jun 22-30	10%	
4	206	Barred Owl	Louisiana	Feb 8-14	10%	
5	206	Barred Owl	Louisiana	Dec 15-21	10%	
6	206	Barred Owl	Louisiana	Jul 8-14	10%	
7	206	Barred Owl	Mississippi	Feb 22-28	10%	
8	206	Barred Owl	Louisiana	Jun 15-21	10%	
9	206	Barred Owl	Louisiana	May 22-31	10%	
10	206	Barred Owl	Louisiana	Jul 1-7	10%	
1	589	<b>Great Gray Owl</b>	<b>Minnesota</b>	<b>Feb 15-21</b>	3%	
2	589	Great Gray Owl	Minnesota	Jan 15-21	2%	
3	589	Great Gray Owl	Minnesota	Feb 22-28	2%	
4	589	Great Gray Owl	Minnesota	Jan 8-14	2%	
5	589	Great Gray Owl	Minnesota	Feb 1-7	2%	
6	589	Great Gray Owl	Minnesota	Feb 8-14	1%	
7	589	Great Gray Owl	Minnesota	Jan 22-31	1%	
8	589	Great Gray Owl	Idaho	Oct 15-21	1%	
9	589	Great Gray Owl	Minnesota	Dec 22-31	1%	
10	589	Great Gray Owl	Minnesota	Mar 1-7	1%	
1	497	<b>Long-eared Owl</b>	<b>Nevada</b>	<b>Apr 22-30</b>	3%	
2	497	Long-eared Owl	Nevada	May 22-31	2%	
3	497	Long-eared Owl	Nevada	Mar 22-31	2%	
4	497	Long-eared Owl	Nevada	Apr 8-14	2%	
5	497	Long-eared Owl	Iowa	Dec 15-21	2%	
6	497	Long-eared Owl	Nevada	May 1-7	2%	
7	497	Long-eared Owl	Nevada	Mar 15-21	1%	
8	497	Long-eared Owl	Ohio	Jan 15-21	1%	
9	497	Long-eared Owl	Nevada	May 15-21	1%	
10	497	Long-eared Owl	Nevada	Jun 1-7	1%	
1	817	<b>Stygian Owl</b>	<b>Texas</b>	<b>Dec 22-31</b>	0%	
2	817	Stygian Owl	Texas	Dec 8-14	0%	
1	435	<b>Short-eared Owl</b>	<b>North Dakota</b>	<b>Jan 22-31</b>	8%	
2	435	Short-eared Owl	North Dakota	Dec 15-21	7%	
3	435	Short-eared Owl	North Dakota	Feb 1-7	6%	
4	435	Short-eared Owl	North Dakota	Feb 22-28	4%	
5	435	Short-eared Owl	North Dakota	Dec 22-31	4%	
6	435	Short-eared Owl	North Dakota	Feb 8-14	4%	
7	435	Short-eared Owl	North Dakota	Nov 22-30	3%	
8	435	Short-eared Owl	Indiana	Dec 15-21	3%	
9	435	Short-eared Owl	North Dakota	Dec 8-14	3%	
10	435	Short-eared Owl	Indiana	Dec 1-7	3%	
1	648	<b>Boreal Owl</b>	<b>Minnesota</b>	<b>Feb 8-14</b>	2%	

2015 Impatient Birder's Guide (USA Lower 48)

Species Top 10s

Row	Rank	Species	State	Date	% of Checklists	Quality
2	648	Boreal Owl	North Dakota	Feb 22-28	1%	◆
3	648	Boreal Owl	Minnesota	Feb 1-7	1%	▲
4	648	Boreal Owl	Minnesota	Feb 15-21	1%	▲
5	648	Boreal Owl	North Dakota	Mar 15-21	1%	◆
6	648	Boreal Owl	Minnesota	Jan 22-31	0%	▲
7	648	Boreal Owl	Minnesota	Feb 22-28	0%	▲
8	648	Boreal Owl	Washington	Sep 22-30	0%	▲
9	648	Boreal Owl	Minnesota	Jan 15-21	0%	▲
10	648	Boreal Owl	Washington	Oct 1-7	0%	▲
<b>1</b>	<b>459</b>	<b>Northern Saw-whet Owl</b>	<b>Iowa</b>	<b>Dec 15-21</b>	<b>3%</b>	◆
2	459	Northern Saw-whet Owl	North Dakota	Feb 22-28	2%	◆
3	459	Northern Saw-whet Owl	North Dakota	Mar 1-7	2%	◆
4	459	Northern Saw-whet Owl	West Virginia	Nov 8-14	2%	◆
5	459	Northern Saw-whet Owl	North Dakota	Dec 15-21	2%	◆
6	459	Northern Saw-whet Owl	California	Jan 8-14	2%	●
7	459	Northern Saw-whet Owl	North Dakota	Nov 22-30	2%	◆
8	459	Northern Saw-whet Owl	California	Feb 22-28	2%	●
9	459	Northern Saw-whet Owl	North Dakota	Oct 15-21	1%	◆
10	459	Northern Saw-whet Owl	Iowa	Jan 8-14	1%	◆
<b>1</b>	<b>468</b>	<b>Lesser Nighthawk</b>	<b>Arizona</b>	<b>Jun 1-7</b>	<b>7%</b>	▲
2	468	Lesser Nighthawk	Arizona	Jun 22-30	6%	▲
3	468	Lesser Nighthawk	Arizona	Jun 8-14	6%	▲
4	468	Lesser Nighthawk	Arizona	Jun 15-21	6%	▲
5	468	Lesser Nighthawk	Arizona	Jul 1-7	6%	▲
6	468	Lesser Nighthawk	Arizona	May 8-14	6%	▲
7	468	Lesser Nighthawk	Arizona	May 22-31	6%	▲
8	468	Lesser Nighthawk	Arizona	Jul 8-14	5%	▲
9	468	Lesser Nighthawk	Arizona	May 15-21	5%	▲
10	468	Lesser Nighthawk	Arizona	Jul 15-21	4%	▲
<b>1</b>	<b>231</b>	<b>Common Nighthawk</b>	<b>Kansas</b>	<b>Jun 1-7</b>	<b>18%</b>	▲
2	231	Common Nighthawk	Kansas	May 22-31	17%	▲
3	231	Common Nighthawk	Kansas	Aug 22-31	17%	▲
4	231	Common Nighthawk	Kansas	Jun 15-21	17%	▲
5	231	Common Nighthawk	Kansas	Sep 1-7	16%	▲
6	231	Common Nighthawk	Kansas	Jul 22-31	15%	▲
7	231	Common Nighthawk	Kansas	Jun 22-30	15%	▲
8	231	Common Nighthawk	Illinois	Sep 1-7	14%	▲
9	231	Common Nighthawk	Wyoming	Aug 8-14	14%	▲
10	231	Common Nighthawk	Wyoming	Aug 1-7	14%	◆
<b>1</b>	<b>714</b>	<b>Antillean Nighthawk</b>	<b>Florida</b>	<b>May 1-7</b>	<b>1%</b>	▲
2	714	Antillean Nighthawk	Florida	Apr 22-30	0%	●
3	714	Antillean Nighthawk	Florida	Jun 8-14	0%	▲
4	714	Antillean Nighthawk	Florida	May 8-14	0%	▲

2015 Impatient Birder's Guide (USA Lower 48)

Species Top 10s

Row	Rank	Species	State	Date	% of Checklists	Quality
5	714	Antillean Nighthawk	Florida	May 22-31	0%	▲
6	714	Antillean Nighthawk	Florida	May 15-21	0%	▲
7	714	Antillean Nighthawk	Florida	Jun 1-7	0%	▲
8	714	Antillean Nighthawk	Florida	Jul 22-31	0%	▲
9	714	Antillean Nighthawk	Florida	Aug 1-7	0%	▲
10	714	Antillean Nighthawk	North Carolina	Aug 1-7	0%	▲
1	526	<b>Common Pauraque</b>	<b>Texas</b>	<b>Nov 8-14</b>	<b>3%</b>	●
2	526	Common Pauraque	Texas	Nov 1-7	2%	●
3	526	Common Pauraque	Texas	Feb 22-28	2%	●
4	526	Common Pauraque	Texas	Feb 15-21	2%	●
5	526	Common Pauraque	Texas	Mar 8-14	2%	●
6	526	Common Pauraque	Texas	Mar 15-21	2%	●
7	526	Common Pauraque	Texas	Mar 22-31	2%	●
8	526	Common Pauraque	Texas	Jan 15-21	2%	●
9	526	Common Pauraque	Texas	Mar 1-7	2%	●
10	526	Common Pauraque	Texas	Jan 22-31	2%	●
1	474	<b>Common Poorwill</b>	<b>Nevada</b>	<b>Jul 8-14</b>	<b>4%</b>	◆
2	474	Common Poorwill	Nevada	Jun 22-30	4%	▲
3	474	Common Poorwill	Nevada	Aug 15-21	4%	◆
4	474	Common Poorwill	Arizona	Jun 1-7	3%	▲
5	474	Common Poorwill	Arizona	May 22-31	3%	▲
6	474	Common Poorwill	Arizona	May 8-14	3%	▲
7	474	Common Poorwill	Nevada	Jun 15-21	3%	◆
8	474	Common Poorwill	Arizona	Jun 15-21	3%	▲
9	474	Common Poorwill	Arizona	Jun 8-14	3%	▲
10	474	Common Poorwill	Nevada	Aug 22-31	2%	◆
1	428	<b>Chuck-will's-widow</b>	<b>Arkansas</b>	<b>May 8-14</b>	<b>9%</b>	▲
2	428	Chuck-will's-widow	Arkansas	Jun 15-21	7%	◆
3	428	Chuck-will's-widow	Arkansas	May 1-7	5%	▲
4	428	Chuck-will's-widow	Mississippi	Jun 8-14	5%	◆
5	428	Chuck-will's-widow	Mississippi	May 15-21	5%	◆
6	428	Chuck-will's-widow	Arkansas	Jul 8-14	4%	◆
7	428	Chuck-will's-widow	Oklahoma	May 15-21	4%	▲
8	428	Chuck-will's-widow	Georgia	Jun 15-21	4%	▲
9	428	Chuck-will's-widow	Arkansas	Jul 1-7	4%	◆
10	428	Chuck-will's-widow	Oklahoma	Jun 15-21	4%	◆
1	719	<b>Buff-collared Nightjar</b>	<b>Arizona</b>	<b>May 22-31</b>	<b>1%</b>	▲
2	719	Buff-collared Nightjar	Arizona	Jun 8-14	1%	▲
3	719	Buff-collared Nightjar	Arizona	Jun 1-7	1%	▲
4	719	Buff-collared Nightjar	Arizona	Jun 22-30	1%	▲
5	719	Buff-collared Nightjar	Arizona	Jul 1-7	1%	▲
6	719	Buff-collared Nightjar	Arizona	Jul 8-14	1%	▲
7	719	Buff-collared Nightjar	Arizona	May 15-21	0%	▲



2015 Impatient Birder's Guide (USA Lower 48)

Species Top 10s

Row	Rank	Species	State	Date	% of Checklists	Quality
8	719	Buff-collared Nightjar	Arizona	Jun 15-21	0%	▲
9	719	Buff-collared Nightjar	Arizona	May 8-14	0%	▲
10	719	Buff-collared Nightjar	Arizona	Jul 15-21	0%	▲
1	440	<b>Eastern Whip-poor-will</b>	<b>Arkansas</b>	<b>May 8-14</b>	<b>5%</b>	▲
2	440	Eastern Whip-poor-will	New Hampshire	Jun 1-7	4%	▲
3	440	Eastern Whip-poor-will	West Virginia	Jul 15-21	4%	◆
4	440	Eastern Whip-poor-will	West Virginia	May 8-14	4%	▲
5	440	Eastern Whip-poor-will	Arkansas	Jun 15-21	4%	◆
6	440	Eastern Whip-poor-will	West Virginia	Jun 22-30	4%	▲
7	440	Eastern Whip-poor-will	Arkansas	Apr 15-21	3%	▲
8	440	Eastern Whip-poor-will	Missouri	May 8-14	3%	▲
9	440	Eastern Whip-poor-will	Arkansas	Apr 8-14	3%	▲
10	440	Eastern Whip-poor-will	West Virginia	Jul 8-14	3%	◆
1	616	<b>Mexican Whip-poor-will</b>	<b>Arizona</b>	<b>May 22-31</b>	<b>3%</b>	▲
2	616	Mexican Whip-poor-will	Arizona	Jun 1-7	2%	▲
3	616	Mexican Whip-poor-will	Arizona	May 15-21	2%	▲
4	616	Mexican Whip-poor-will	Arizona	Jun 15-21	2%	▲
5	616	Mexican Whip-poor-will	Arizona	May 8-14	2%	▲
6	616	Mexican Whip-poor-will	Arizona	Jun 22-30	1%	▲
7	616	Mexican Whip-poor-will	Arizona	Jun 8-14	1%	▲
8	616	Mexican Whip-poor-will	Arizona	Jul 1-7	1%	▲
9	616	Mexican Whip-poor-will	Arizona	May 1-7	1%	▲
10	616	Mexican Whip-poor-will	Arizona	Apr 22-30	1%	●
1	587	<b>Black Swift</b>	<b>Washington</b>	<b>Jun 22-30</b>	<b>2%</b>	▲
2	587	Black Swift	Washington	Jun 8-14	2%	▲
3	587	Black Swift	Washington	Jun 15-21	2%	▲
4	587	Black Swift	Washington	Jul 15-21	1%	▲
5	587	Black Swift	Washington	Jul 8-14	1%	▲
6	587	Black Swift	Washington	Aug 15-21	1%	▲
7	587	Black Swift	Washington	Jul 1-7	1%	▲
8	587	Black Swift	Washington	Jun 1-7	1%	▲
9	587	Black Swift	Washington	Aug 8-14	1%	▲
10	587	Black Swift	Washington	May 22-31	1%	▲
1	63	<b>Chimney Swift</b>	<b>Washington, DC</b>	<b>Sep 22-30</b>	<b>53%</b>	◆
2	63	Chimney Swift	Washington, DC	May 15-21	52%	◆
3	63	Chimney Swift	Washington, DC	Sep 15-21	52%	◆
4	63	Chimney Swift	Washington, DC	Sep 8-14	51%	◆
5	63	Chimney Swift	Washington, DC	May 8-14	50%	▲
6	63	Chimney Swift	Washington, DC	Oct 1-7	49%	◆
7	63	Chimney Swift	Washington, DC	May 22-31	48%	◆
8	63	Chimney Swift	Washington, DC	Aug 22-31	46%	◆
9	63	Chimney Swift	Washington, DC	Sep 1-7	46%	◆
10	63	Chimney Swift	Washington, DC	May 1-7	45%	▲

2015 Impatient Birder's Guide (USA Lower 48)

Species Top 10s

Row	Rank	Species	State	Date	% of Checklists	Quality
1	373	Vaux's Swift	Oregon	Aug 8-14	13%	▲
2	373	Vaux's Swift	Oregon	Aug 15-21	13%	▲
3	373	Vaux's Swift	Oregon	May 8-14	12%	▲
4	373	Vaux's Swift	Oregon	Aug 22-31	12%	▲
5	373	Vaux's Swift	Oregon	May 1-7	12%	▲
6	373	Vaux's Swift	Oregon	Jul 22-31	12%	▲
7	373	Vaux's Swift	Oregon	Jul 15-21	12%	▲
8	373	Vaux's Swift	Oregon	May 15-21	11%	▲
9	373	Vaux's Swift	Oregon	Aug 1-7	11%	▲
10	373	Vaux's Swift	Oregon	Sep 1-7	11%	▲
1	828	Common Swift	California	Oct 22-31	0%	●
1	316	White-throated Swift	Arizona	Jun 1-7	10%	▲
2	316	White-throated Swift	Arizona	May 22-31	9%	▲
3	316	White-throated Swift	Arizona	Jun 15-21	9%	▲
4	316	White-throated Swift	Arizona	May 15-21	8%	▲
5	316	White-throated Swift	Nevada	Jun 15-21	8%	◆
6	316	White-throated Swift	Utah	Jun 8-14	8%	▲
7	316	White-throated Swift	Arizona	May 8-14	8%	▲
8	316	White-throated Swift	Arizona	Jun 8-14	8%	▲
9	316	White-throated Swift	California	May 8-14	8%	●
10	316	White-throated Swift	Utah	Jun 22-30	7%	▲
1	855	Antillean Palm-Swift	Florida	Jul 1-7	0%	▲
2	855	Antillean Palm-Swift	Florida	Jul 8-14	0%	▲
3	855	Antillean Palm-Swift	Florida	Aug 8-14	0%	▲
1	711	Green Violetear	West Virginia	Jul 8-14	1%	◆
2	711	Green Violetear	Iowa	Sep 15-21	0%	◆
3	711	Green Violetear	Kansas	Jun 8-14	0%	▲
4	711	Green Violetear	Maryland	Oct 8-14	0%	▲
5	711	Green Violetear	West Virginia	Jul 15-21	0%	◆
6	711	Green Violetear	Maryland	Oct 22-31	0%	▲
7	711	Green Violetear	North Carolina	Oct 22-31	0%	▲
8	711	Green Violetear	Wisconsin	Oct 15-21	0%	▲
9	711	Green Violetear	Arkansas	Oct 1-7	0%	◆
10	711	Green Violetear	Mississippi	Oct 1-7	0%	◆
1	721	Green-breasted Mango	Wisconsin	Sep 22-30	0%	▲
2	721	Green-breasted Mango	Wisconsin	Sep 15-21	0%	▲
3	721	Green-breasted Mango	North Carolina	Nov 22-30	0%	▲
4	721	Green-breasted Mango	Texas	Nov 22-30	0%	●
5	721	Green-breasted Mango	Georgia	Nov 15-21	0%	▲
6	721	Green-breasted Mango	North Carolina	Nov 15-21	0%	▲
7	721	Green-breasted Mango	Texas	Nov 8-14	0%	●
8	721	Green-breasted Mango	Texas	Nov 1-7	0%	●
9	721	Green-breasted Mango	Texas	Oct 22-31	0%	●












































2015 Impatient Birder's Guide (USA Lower 48)

Species Top 10s

Row	Rank	Species	State	Date	% of Checklists	Quality
10	721	Green-breasted Mango	Wisconsin	Oct 8-14	0%	▲
1	503	<b>Magnificent Hummingbird</b>	<b>Arizona</b>	<b>Aug 8-14</b>	7%	▲
2	503	Magnificent Hummingbird	Arizona	Aug 1-7	7%	▲
3	503	Magnificent Hummingbird	Arizona	Aug 15-21	7%	▲
4	503	Magnificent Hummingbird	Arizona	May 22-31	7%	▲
5	503	Magnificent Hummingbird	Arizona	Jun 1-7	7%	▲
6	503	Magnificent Hummingbird	Arizona	Jul 22-31	7%	▲
7	503	Magnificent Hummingbird	Arizona	May 15-21	7%	▲
8	503	Magnificent Hummingbird	Arizona	Jul 15-21	6%	▲
9	503	Magnificent Hummingbird	Arizona	Jul 1-7	6%	▲
10	503	Magnificent Hummingbird	Arizona	Jul 8-14	6%	▲
1	690	<b>Plain-capped Starthroat</b>	<b>Arizona</b>	<b>Sep 1-7</b>	1%	▲
2	690	Plain-capped Starthroat	Arizona	Jul 22-31	1%	▲
3	690	Plain-capped Starthroat	Arizona	Jul 15-21	1%	▲
4	690	Plain-capped Starthroat	Arizona	Jul 1-7	1%	▲
5	690	Plain-capped Starthroat	Arizona	Aug 15-21	1%	▲
6	690	Plain-capped Starthroat	Arizona	Jul 8-14	1%	▲
7	690	Plain-capped Starthroat	Arizona	Sep 8-14	1%	▲
8	690	Plain-capped Starthroat	Arizona	Aug 22-31	1%	▲
9	690	Plain-capped Starthroat	Arizona	Aug 1-7	1%	▲
10	690	Plain-capped Starthroat	Arizona	Aug 8-14	0%	▲
1	563	<b>Blue-throated Hummingbird</b>	<b>Arizona</b>	<b>Aug 8-14</b>	4%	▲
2	563	Blue-throated Hummingbird	Arizona	Aug 1-7	4%	▲
3	563	Blue-throated Hummingbird	Arizona	Jul 15-21	4%	▲
4	563	Blue-throated Hummingbird	Arizona	May 22-31	4%	▲
5	563	Blue-throated Hummingbird	Arizona	Jul 22-31	3%	▲
6	563	Blue-throated Hummingbird	Arizona	May 15-21	3%	▲
7	563	Blue-throated Hummingbird	Arizona	Jun 1-7	3%	▲
8	563	Blue-throated Hummingbird	Arizona	Jun 15-21	3%	▲
9	563	Blue-throated Hummingbird	Arizona	Aug 15-21	3%	▲
10	563	Blue-throated Hummingbird	Arizona	Jun 22-30	3%	▲
1	879	<b>Bahama Woodstar</b>	<b>Pennsylvania</b>	<b>Apr 22-30</b>	0%	●
2	879	Bahama Woodstar	Florida	Aug 1-7	0%	▲
1	602	<b>Lucifer Hummingbird</b>	<b>Arizona</b>	<b>Aug 15-21</b>	2%	▲
2	602	Lucifer Hummingbird	Arizona	Aug 8-14	2%	▲
3	602	Lucifer Hummingbird	Arizona	Aug 1-7	1%	▲
4	602	Lucifer Hummingbird	Arizona	Sep 1-7	1%	▲
5	602	Lucifer Hummingbird	Arizona	Aug 22-31	1%	▲
6	602	Lucifer Hummingbird	Arizona	Jul 15-21	1%	▲
7	602	Lucifer Hummingbird	Arizona	Jul 22-31	1%	▲
8	602	Lucifer Hummingbird	Arizona	Jun 15-21	1%	▲
9	602	Lucifer Hummingbird	Arizona	Sep 8-14	1%	▲
10	602	Lucifer Hummingbird	Arizona	Jun 22-30	1%	▲

2015 Impatient Birder's Guide (USA Lower 48)

Species Top 10s

Row	Rank	Species	State	Date	% of Checklists	Quality
1	67	<b>Ruby-throated Hummingbird</b>	<b>Louisiana</b>	<b>Sep 8-14</b>	 49%	▲
2	67	Ruby-throated Hummingbird	Indiana	Sep 1-7	 48%	▲
3	67	Ruby-throated Hummingbird	Louisiana	Sep 15-21	 48%	▲
4	67	Ruby-throated Hummingbird	Arkansas	Sep 8-14	 46%	◆
5	67	Ruby-throated Hummingbird	Louisiana	Sep 1-7	 45%	▲
6	67	Ruby-throated Hummingbird	Indiana	Sep 8-14	 45%	▲
7	67	Ruby-throated Hummingbird	Indiana	Aug 22-31	 45%	▲
8	67	Ruby-throated Hummingbird	Louisiana	Sep 22-30	 45%	▲
9	67	Ruby-throated Hummingbird	Arkansas	Sep 1-7	 44%	◆
10	67	Ruby-throated Hummingbird	Tennessee	Sep 15-21	 43%	▲
1	213	<b>Black-chinned Hummingbird</b>	<b>New Mexico</b>	<b>May 8-14</b>	 38%	▲
2	213	Black-chinned Hummingbird	New Mexico	May 15-21	 37%	▲
3	213	Black-chinned Hummingbird	New Mexico	May 1-7	 36%	▲
4	213	Black-chinned Hummingbird	New Mexico	Jul 8-14	 35%	▲
5	213	Black-chinned Hummingbird	New Mexico	Aug 15-21	 35%	▲
6	213	Black-chinned Hummingbird	New Mexico	Jul 15-21	 34%	▲
7	213	Black-chinned Hummingbird	New Mexico	Jul 22-31	 34%	▲
8	213	Black-chinned Hummingbird	New Mexico	May 22-31	 34%	▲
9	213	Black-chinned Hummingbird	New Mexico	Aug 1-7	 33%	▲
10	213	Black-chinned Hummingbird	New Mexico	Aug 22-31	 33%	▲
1	78	<b>Anna's Hummingbird</b>	<b>California</b>	<b>Dec 22-31</b>	 40%	●
2	78	Anna's Hummingbird	California	Mar 8-14	 39%	●
3	78	Anna's Hummingbird	California	Mar 1-7	 39%	●
4	78	Anna's Hummingbird	California	Dec 15-21	 39%	●
5	78	Anna's Hummingbird	California	Mar 22-31	 39%	●
6	78	Anna's Hummingbird	California	Feb 15-21	 39%	●
7	78	Anna's Hummingbird	California	Apr 8-14	 38%	●
8	78	Anna's Hummingbird	California	Sep 15-21	 38%	●
9	78	Anna's Hummingbird	California	Apr 1-7	 38%	●
10	78	Anna's Hummingbird	California	Dec 8-14	 38%	●
1	393	<b>Costa's Hummingbird</b>	<b>Arizona</b>	<b>Mar 22-31</b>	 9%	▲
2	393	Costa's Hummingbird	Arizona	Feb 15-21	 8%	▲
3	393	Costa's Hummingbird	Arizona	Mar 15-21	 8%	▲
4	393	Costa's Hummingbird	Arizona	Mar 8-14	 8%	▲
5	393	Costa's Hummingbird	Arizona	Apr 1-7	 8%	▲
6	393	Costa's Hummingbird	Arizona	Mar 1-7	 7%	▲
7	393	Costa's Hummingbird	Arizona	Apr 8-14	 7%	▲
8	393	Costa's Hummingbird	Arizona	Feb 22-28	 7%	▲
9	393	Costa's Hummingbird	Arizona	Feb 8-14	 6%	▲
10	393	Costa's Hummingbird	Arizona	Apr 15-21	 6%	▲
1	313	<b>Broad-tailed Hummingbird</b>	<b>Colorado</b>	<b>Jul 15-21</b>	 33%	▲
2	313	Broad-tailed Hummingbird	Colorado	Jul 22-31	 33%	▲
3	313	Broad-tailed Hummingbird	Colorado	Aug 1-7	 32%	▲

2015 Impatient Birder's Guide (USA Lower 48)























































































Species Top 10s

Row	Rank	Species	State	Date	% of Checklists	Quality
4	313	Broad-tailed Hummingbird	Colorado	Jul 8-14	32%	▲
5	313	Broad-tailed Hummingbird	Colorado	Jul 1-7	30%	▲
6	313	Broad-tailed Hummingbird	Colorado	Aug 8-14	29%	▲
7	313	Broad-tailed Hummingbird	Colorado	Jun 15-21	28%	▲
8	313	Broad-tailed Hummingbird	Colorado	Jun 22-30	28%	▲
9	313	Broad-tailed Hummingbird	New Mexico	Aug 15-21	27%	▲
10	313	Broad-tailed Hummingbird	Colorado	Jun 8-14	26%	▲
<b>1</b>	<b>249</b>	<b>Rufous Hummingbird</b>	<b>New Mexico</b>	<b>Jul 22-31</b>	<b>27%</b>	▲
2	249	Rufous Hummingbird	New Mexico	Aug 15-21	26%	▲
3	249	Rufous Hummingbird	New Mexico	Aug 1-7	25%	▲
4	249	Rufous Hummingbird	New Mexico	Jul 15-21	24%	▲
5	249	Rufous Hummingbird	New Mexico	Aug 8-14	23%	▲
6	249	Rufous Hummingbird	New Mexico	Aug 22-31	23%	▲
7	249	Rufous Hummingbird	Washington	May 8-14	20%	▲
8	249	Rufous Hummingbird	Washington	May 1-7	20%	▲
9	249	Rufous Hummingbird	Oregon	Jul 22-31	20%	▲
10	249	Rufous Hummingbird	Washington	May 22-31	20%	▲
<b>1</b>	<b>293</b>	<b>Allen's Hummingbird</b>	<b>California</b>	<b>Jun 1-7</b>	<b>12%</b>	●
2	293	Allen's Hummingbird	California	May 15-21	12%	●
3	293	Allen's Hummingbird	California	Apr 1-7	12%	●
4	293	Allen's Hummingbird	California	May 8-14	11%	●
5	293	Allen's Hummingbird	California	Mar 22-31	11%	●
6	293	Allen's Hummingbird	California	May 22-31	11%	●
7	293	Allen's Hummingbird	California	Jun 8-14	11%	●
8	293	Allen's Hummingbird	California	Apr 22-30	11%	●
9	293	Allen's Hummingbird	California	May 1-7	11%	●
10	293	Allen's Hummingbird	California	Apr 8-14	11%	●
<b>1</b>	<b>443</b>	<b>Calliope Hummingbird</b>	<b>Idaho</b>	<b>May 1-7</b>	<b>9%</b>	▲
2	443	Calliope Hummingbird	New Mexico	Jul 22-31	9%	▲
3	443	Calliope Hummingbird	Montana	Jun 15-21	9%	▲
4	443	Calliope Hummingbird	Idaho	May 15-21	9%	▲
5	443	Calliope Hummingbird	Montana	Jun 1-7	8%	▲
6	443	Calliope Hummingbird	Montana	Jun 8-14	8%	▲
7	443	Calliope Hummingbird	Montana	May 15-21	8%	▲
8	443	Calliope Hummingbird	Idaho	May 8-14	8%	▲
9	443	Calliope Hummingbird	Montana	May 22-31	8%	▲
10	443	Calliope Hummingbird	New Mexico	Jul 15-21	8%	▲
<b>1</b>	<b>421</b>	<b>Broad-billed Hummingbird</b>	<b>Arizona</b>	<b>Mar 22-31</b>	<b>15%</b>	▲
2	421	Broad-billed Hummingbird	Arizona	Apr 1-7	15%	▲
3	421	Broad-billed Hummingbird	Arizona	Apr 8-14	15%	▲
4	421	Broad-billed Hummingbird	Arizona	Aug 1-7	15%	▲
5	421	Broad-billed Hummingbird	Arizona	Jul 22-31	15%	▲
6	421	Broad-billed Hummingbird	Arizona	Aug 8-14	14%	▲



2015 Impatient Birder's Guide (USA Lower 48)

Species Top 10s

Row	Rank	Species	State	Date	% of Checklists	Quality
7	421	Broad-billed Hummingbird	Arizona	Aug 15-21	 14%	
8	421	Broad-billed Hummingbird	Arizona	May 22-31	 14%	
9	421	Broad-billed Hummingbird	Arizona	Jul 1-7	 14%	
10	421	Broad-billed Hummingbird	Arizona	Jul 15-21	 14%	
<b>1</b>	<b>693</b>	<b>Berylline Hummingbird</b>	<b>Arizona</b>	<b>Aug 8-14</b>	 <b>1%</b>	
2	693	Berylline Hummingbird	Arizona	Aug 1-7	 1%	
3	693	Berylline Hummingbird	Arizona	Jul 15-21	 1%	
4	693	Berylline Hummingbird	Arizona	Jul 22-31	 1%	
5	693	Berylline Hummingbird	Arizona	Jun 22-30	 1%	
6	693	Berylline Hummingbird	Michigan	Sep 15-21	 1%	
7	693	Berylline Hummingbird	Arizona	Aug 15-21	 0%	
8	693	Berylline Hummingbird	Arizona	Jul 1-7	 0%	
9	693	Berylline Hummingbird	Arizona	Sep 1-7	 0%	
10	693	Berylline Hummingbird	Arizona	Jun 8-14	 0%	
<b>1</b>	<b>448</b>	<b>Buff-bellied Hummingbird</b>	<b>Texas</b>	<b>Nov 8-14</b>	 <b>6%</b>	
2	448	Buff-bellied Hummingbird	Texas	Nov 1-7	 5%	
3	448	Buff-bellied Hummingbird	Texas	Aug 22-31	 4%	
4	448	Buff-bellied Hummingbird	Texas	Sep 8-14	 4%	
5	448	Buff-bellied Hummingbird	Texas	Sep 15-21	 4%	
6	448	Buff-bellied Hummingbird	Texas	Sep 1-7	 4%	
7	448	Buff-bellied Hummingbird	Texas	Sep 22-30	 3%	
8	448	Buff-bellied Hummingbird	Texas	Jul 22-31	 3%	
9	448	Buff-bellied Hummingbird	Texas	Jan 15-21	 3%	
10	448	Buff-bellied Hummingbird	Texas	Apr 8-14	 3%	
<b>1</b>	<b>844</b>	<b>Cinnamon Hummingbird</b>	<b>Arizona</b>	<b>Jul 15-21</b>	 <b>0%</b>	
2	844	Cinnamon Hummingbird	Arizona	Jul 22-31	 0%	
3	844	Cinnamon Hummingbird	New Mexico	Sep 15-21	 0%	
<b>1</b>	<b>577</b>	<b>Violet-crowned Hummingbird</b>	<b>Arizona</b>	<b>Jul 22-31</b>	 <b>4%</b>	
2	577	Violet-crowned Hummingbird	Arizona	Aug 1-7	 3%	
3	577	Violet-crowned Hummingbird	Arizona	Aug 15-21	 3%	
4	577	Violet-crowned Hummingbird	Arizona	Aug 8-14	 3%	
5	577	Violet-crowned Hummingbird	Arizona	Jul 15-21	 3%	
6	577	Violet-crowned Hummingbird	Arizona	Sep 1-7	 2%	
7	577	Violet-crowned Hummingbird	Arizona	Aug 22-31	 2%	
8	577	Violet-crowned Hummingbird	Arizona	Sep 8-14	 2%	
9	577	Violet-crowned Hummingbird	Arizona	Jul 1-7	 2%	
10	577	Violet-crowned Hummingbird	Arizona	Mar 22-31	 2%	
<b>1</b>	<b>658</b>	<b>White-eared Hummingbird</b>	<b>Arizona</b>	<b>Aug 1-7</b>	 <b>1%</b>	
2	658	White-eared Hummingbird	Arizona	Jul 15-21	 1%	
3	658	White-eared Hummingbird	Arizona	May 15-21	 1%	
4	658	White-eared Hummingbird	Arizona	Jul 8-14	 1%	
5	658	White-eared Hummingbird	Arizona	Aug 15-21	 1%	
6	658	White-eared Hummingbird	Arizona	May 22-31	 1%	














































2015 Impatient Birder's Guide (USA Lower 48)

Species Top 10s

Row	Rank	Species	State	Date	% of Checklists	Quality
7	658	White-eared Hummingbird	Arizona	Jun 1-7	1%	▲
8	658	White-eared Hummingbird	Arizona	Aug 8-14	1%	▲
9	658	White-eared Hummingbird	Arizona	Jul 22-31	1%	▲
10	658	White-eared Hummingbird	Arizona	May 8-14	1%	▲
1	763	<b>Xantus's Hummingbird</b>	<b>California</b>	<b>Mar 8-14</b>	<b>0%</b>	●
2	763	Xantus's Hummingbird	California	Feb 22-28	0%	●
3	763	Xantus's Hummingbird	California	Mar 1-7	0%	●
4	763	Xantus's Hummingbird	California	Feb 8-14	0%	●
5	763	Xantus's Hummingbird	California	Feb 1-7	0%	●
6	763	Xantus's Hummingbird	California	Feb 15-21	0%	●
7	763	Xantus's Hummingbird	California	Mar 15-21	0%	●
8	763	Xantus's Hummingbird	California	Jan 22-31	0%	●
1	583	<b>Elegant Trogon</b>	<b>Arizona</b>	<b>May 22-31</b>	<b>3%</b>	▲
2	583	Elegant Trogon	Arizona	Jun 1-7	3%	▲
3	583	Elegant Trogon	Arizona	Jul 22-31	3%	▲
4	583	Elegant Trogon	Arizona	May 15-21	3%	▲
5	583	Elegant Trogon	Arizona	Jun 22-30	3%	▲
6	583	Elegant Trogon	Arizona	Jul 1-7	2%	▲
7	583	Elegant Trogon	Arizona	Jul 15-21	2%	▲
8	583	Elegant Trogon	Arizona	Jun 8-14	2%	▲
9	583	Elegant Trogon	Arizona	May 1-7	2%	▲
10	583	Elegant Trogon	Arizona	Jun 15-21	2%	▲
1	762	<b>Eared Quetzal</b>	<b>Arizona</b>	<b>Mar 8-14</b>	<b>0%</b>	▲
2	762	Eared Quetzal	Arizona	Apr 1-7	0%	▲
3	762	Eared Quetzal	Arizona	Feb 22-28	0%	▲
4	762	Eared Quetzal	Arizona	Mar 1-7	0%	▲
5	762	Eared Quetzal	Arizona	Jun 1-7	0%	▲
6	762	Eared Quetzal	Arizona	Jun 22-30	0%	▲
7	762	Eared Quetzal	Arizona	Jul 8-14	0%	▲
8	762	Eared Quetzal	Arizona	Aug 8-14	0%	▲
9	762	Eared Quetzal	Arizona	Aug 1-7	0%	▲
10	762	Eared Quetzal	Arizona	Oct 8-14	0%	▲
1	525	<b>Ringed Kingfisher</b>	<b>Texas</b>	<b>Nov 8-14</b>	<b>4%</b>	●
2	525	Ringed Kingfisher	Texas	Nov 1-7	3%	●
3	525	Ringed Kingfisher	Texas	Jan 22-31	2%	●
4	525	Ringed Kingfisher	Texas	Dec 22-31	2%	●
5	525	Ringed Kingfisher	Texas	Jan 1-7	2%	●
6	525	Ringed Kingfisher	Texas	Jan 15-21	2%	●
7	525	Ringed Kingfisher	Texas	Feb 1-7	2%	●
8	525	Ringed Kingfisher	Texas	Dec 8-14	2%	▲
9	525	Ringed Kingfisher	Texas	Dec 15-21	2%	●
10	525	Ringed Kingfisher	Texas	Dec 1-7	2%	▲
1	44	<b>Belted Kingfisher</b>	<b>Louisiana</b>	<b>Dec 15-21</b>	<b>35%</b>	▲












































2015 Impatient Birder's Guide (USA Lower 48)

Species Top 10s

Row	Rank	Species	State	Date	% of Checklists	Quality
2	44	Belted Kingfisher	Louisiana	Dec 22-31	 35%	▲
3	44	Belted Kingfisher	Louisiana	Nov 15-21	 34%	▲
4	44	Belted Kingfisher	Louisiana	Nov 1-7	 33%	▲
5	44	Belted Kingfisher	Louisiana	Nov 22-30	 33%	▲
6	44	Belted Kingfisher	Arkansas	Dec 15-21	 33%	▲
7	44	Belted Kingfisher	Louisiana	Oct 15-21	 32%	▲
8	44	Belted Kingfisher	Louisiana	Nov 8-14	 32%	▲
9	44	Belted Kingfisher	Louisiana	Oct 22-31	 32%	▲
10	44	Belted Kingfisher	Louisiana	Sep 22-30	 31%	▲
1	751	<b>Amazon Kingfisher</b>	<b>Texas</b>	<b>Nov 8-14</b>	 <b>1%</b>	●
2	751	Amazon Kingfisher	Texas	Nov 15-21	 0%	●
3	751	Amazon Kingfisher	Texas	Jan 22-31	 0%	●
4	751	Amazon Kingfisher	Texas	Nov 22-30	 0%	●
5	751	Amazon Kingfisher	Texas	Dec 1-7	 0%	▲
6	751	Amazon Kingfisher	Texas	Feb 1-7	 0%	●
1	496	<b>Green Kingfisher</b>	<b>Texas</b>	<b>Nov 8-14</b>	 <b>6%</b>	●
2	496	Green Kingfisher	Texas	Nov 1-7	 4%	●
3	496	Green Kingfisher	Texas	Dec 22-31	 3%	●
4	496	Green Kingfisher	Texas	Jan 1-7	 2%	●
5	496	Green Kingfisher	Texas	Nov 15-21	 2%	●
6	496	Green Kingfisher	Texas	Dec 15-21	 2%	●
7	496	Green Kingfisher	Texas	Nov 22-30	 2%	●
8	496	Green Kingfisher	Texas	Jan 15-21	 2%	●
9	496	Green Kingfisher	Texas	Jan 22-31	 2%	●
10	496	Green Kingfisher	Texas	Jan 8-14	 2%	●
1	450	<b>Lewis's Woodpecker</b>	<b>Idaho</b>	<b>May 8-14</b>	 <b>5%</b>	▲
2	450	Lewis's Woodpecker	Nevada	Sep 22-30	 4%	▲
3	450	Lewis's Woodpecker	Idaho	May 1-7	 4%	▲
4	450	Lewis's Woodpecker	Idaho	May 15-21	 4%	▲
5	450	Lewis's Woodpecker	Nevada	Sep 1-7	 4%	◆
6	450	Lewis's Woodpecker	Nevada	Sep 8-14	 3%	◆
7	450	Lewis's Woodpecker	Nevada	Oct 1-7	 3%	◆
8	450	Lewis's Woodpecker	Nevada	Oct 8-14	 3%	◆
9	450	Lewis's Woodpecker	Montana	Aug 22-31	 3%	▲
10	450	Lewis's Woodpecker	Montana	May 8-14	 3%	▲
1	168	<b>Red-headed Woodpecker</b>	<b>Nebraska</b>	<b>Aug 8-14</b>	 <b>31%</b>	◆
2	168	Red-headed Woodpecker	Mississippi	May 22-31	 30%	◆
3	168	Red-headed Woodpecker	Mississippi	May 8-14	 28%	◆
4	168	Red-headed Woodpecker	Mississippi	May 1-7	 28%	◆
5	168	Red-headed Woodpecker	Nebraska	Aug 22-31	 27%	▲
6	168	Red-headed Woodpecker	Nebraska	Jul 22-31	 27%	▲
7	168	Red-headed Woodpecker	Nebraska	May 15-21	 26%	▲
8	168	Red-headed Woodpecker	Nebraska	Jul 15-21	 26%	▲

2015 Impatient Birder's Guide (USA Lower 48)

Species Top 10s

Row	Rank	Species	State	Date	% of Checklists	Quality
9	168	Red-headed Woodpecker	Nebraska	Aug 15-21	 26%	◆
10	168	Red-headed Woodpecker	Nebraska	Aug 1-7	 25%	◆
1	182	<b>Acorn Woodpecker</b>	<b>California</b>	<b>Apr 15-21</b>	 17%	●
2	182	Acorn Woodpecker	California	May 15-21	 17%	●
3	182	Acorn Woodpecker	California	May 22-31	 17%	●
4	182	Acorn Woodpecker	California	Apr 8-14	 17%	●
5	182	Acorn Woodpecker	California	Jun 1-7	 17%	●
6	182	Acorn Woodpecker	California	Apr 22-30	 16%	●
7	182	Acorn Woodpecker	California	May 1-7	 16%	●
8	182	Acorn Woodpecker	California	May 8-14	 16%	●
9	182	Acorn Woodpecker	Arizona	Aug 8-14	 16%	▲
10	182	Acorn Woodpecker	California	Apr 1-7	 16%	●
1	281	<b>Gila Woodpecker</b>	<b>Arizona</b>	<b>Dec 15-21</b>	 40%	▲
2	281	Gila Woodpecker	Arizona	Dec 8-14	 37%	▲
3	281	Gila Woodpecker	Arizona	Dec 22-31	 36%	▲
4	281	Gila Woodpecker	Arizona	Nov 22-30	 36%	▲
5	281	Gila Woodpecker	Arizona	Dec 1-7	 36%	▲
6	281	Gila Woodpecker	Arizona	Mar 22-31	 35%	▲
7	281	Gila Woodpecker	Arizona	Jan 1-7	 34%	▲
8	281	Gila Woodpecker	Arizona	Mar 15-21	 34%	▲
9	281	Gila Woodpecker	Arizona	Nov 1-7	 34%	▲
10	281	Gila Woodpecker	Arizona	Nov 15-21	 34%	▲
1	290	<b>Golden-fronted Woodpecker</b>	<b>Texas</b>	<b>Nov 8-14</b>	 22%	●
2	290	Golden-fronted Woodpecker	Texas	Nov 1-7	 17%	●
3	290	Golden-fronted Woodpecker	Texas	Mar 8-14	 15%	●
4	290	Golden-fronted Woodpecker	Texas	Feb 8-14	 15%	●
5	290	Golden-fronted Woodpecker	Texas	Feb 1-7	 15%	●
6	290	Golden-fronted Woodpecker	Texas	Feb 22-28	 14%	●
7	290	Golden-fronted Woodpecker	Texas	Jan 22-31	 14%	●
8	290	Golden-fronted Woodpecker	Texas	Dec 22-31	 14%	●
9	290	Golden-fronted Woodpecker	Texas	Mar 1-7	 14%	●
10	290	Golden-fronted Woodpecker	Texas	Jan 8-14	 14%	●
1	15	<b>Red-bellied Woodpecker</b>	<b>Louisiana</b>	<b>Jun 1-7</b>	 60%	▲
2	15	Red-bellied Woodpecker	Louisiana	Jun 8-14	 59%	▲
3	15	Red-bellied Woodpecker	Louisiana	Jun 15-21	 59%	▲
4	15	Red-bellied Woodpecker	Louisiana	Jun 22-30	 58%	▲
5	15	Red-bellied Woodpecker	Arkansas	Dec 15-21	 58%	▲
6	15	Red-bellied Woodpecker	Louisiana	Jul 1-7	 56%	▲
7	15	Red-bellied Woodpecker	Louisiana	Jul 8-14	 55%	▲
8	15	Red-bellied Woodpecker	Georgia	Oct 15-21	 55%	▲
9	15	Red-bellied Woodpecker	North Carolina	Oct 1-7	 54%	▲
10	15	Red-bellied Woodpecker	Louisiana	Feb 8-14	 54%	▲
1	489	<b>Williamson's Sapsucker</b>	<b>Utah</b>	<b>Jul 8-14</b>	 3%	▲












































2015 Impatient Birder's Guide (USA Lower 48)

Species Top 10s

Row	Rank	Species	State	Date	% of Checklists	Quality
2	489	Williamson's Sapsucker	Colorado	Jul 1-7	3%	▲
3	489	Williamson's Sapsucker	Colorado	Jun 22-30	3%	▲
4	489	Williamson's Sapsucker	Nevada	Jul 1-7	3%	◆
5	489	Williamson's Sapsucker	New Mexico	Sep 1-7	3%	▲
6	489	Williamson's Sapsucker	Nevada	Aug 8-14	3%	◆
7	489	Williamson's Sapsucker	New Mexico	Oct 1-7	3%	▲
8	489	Williamson's Sapsucker	Utah	Jul 1-7	3%	▲
9	489	Williamson's Sapsucker	New Mexico	Sep 8-14	3%	▲
10	489	Williamson's Sapsucker	Colorado	Jun 15-21	2%	▲
<b>1</b>	<b>124</b>	<b>Yellow-bellied Sapsucker</b>	<b>Arkansas</b>	<b>Dec 15-21</b>	<b>38%</b>	▲
2	124	Yellow-bellied Sapsucker	Louisiana	Dec 15-21	37%	▲
3	124	Yellow-bellied Sapsucker	Louisiana	Dec 22-31	32%	▲
4	124	Yellow-bellied Sapsucker	Louisiana	Feb 1-7	32%	▲
5	124	Yellow-bellied Sapsucker	Louisiana	Jan 15-21	31%	▲
6	124	Yellow-bellied Sapsucker	Louisiana	Feb 8-14	30%	▲
7	124	Yellow-bellied Sapsucker	Louisiana	Jan 8-14	30%	▲
8	124	Yellow-bellied Sapsucker	Louisiana	Jan 22-31	30%	▲
9	124	Yellow-bellied Sapsucker	Louisiana	Dec 8-14	28%	▲
10	124	Yellow-bellied Sapsucker	Louisiana	Jan 1-7	27%	▲
<b>1</b>	<b>383</b>	<b>Red-naped Sapsucker</b>	<b>Arizona</b>	<b>Oct 15-21</b>	<b>13%</b>	▲
2	383	Red-naped Sapsucker	Montana	Jul 1-7	11%	▲
3	383	Red-naped Sapsucker	Montana	May 8-14	10%	▲
4	383	Red-naped Sapsucker	Arizona	Oct 8-14	10%	▲
5	383	Red-naped Sapsucker	Arizona	Oct 22-31	10%	▲
6	383	Red-naped Sapsucker	Montana	May 15-21	10%	▲
7	383	Red-naped Sapsucker	Nevada	Sep 22-30	10%	▲
8	383	Red-naped Sapsucker	Arizona	Nov 1-7	10%	▲
9	383	Red-naped Sapsucker	New Mexico	Oct 1-7	9%	▲
10	383	Red-naped Sapsucker	Nevada	Oct 1-7	9%	◆
<b>1</b>	<b>344</b>	<b>Red-breasted Sapsucker</b>	<b>Oregon</b>	<b>Jul 1-7</b>	<b>9%</b>	▲
2	344	Red-breasted Sapsucker	Oregon	Apr 22-30	9%	▲
3	344	Red-breasted Sapsucker	Oregon	May 1-7	8%	▲
4	344	Red-breasted Sapsucker	Oregon	Jun 22-30	8%	▲
5	344	Red-breasted Sapsucker	Oregon	Jun 8-14	8%	▲
6	344	Red-breasted Sapsucker	Oregon	Apr 8-14	8%	▲
7	344	Red-breasted Sapsucker	Oregon	Oct 1-7	8%	▲
8	344	Red-breasted Sapsucker	Oregon	Apr 15-21	8%	▲
9	344	Red-breasted Sapsucker	Oregon	Jun 15-21	8%	▲
10	344	Red-breasted Sapsucker	Oregon	Apr 1-7	8%	▲
<b>1</b>	<b>219</b>	<b>Ladder-backed Woodpecker</b>	<b>Arizona</b>	<b>Mar 22-31</b>	<b>19%</b>	▲
2	219	Ladder-backed Woodpecker	Arizona	Dec 15-21	19%	▲
3	219	Ladder-backed Woodpecker	Arizona	Mar 15-21	18%	▲
4	219	Ladder-backed Woodpecker	Arizona	Dec 22-31	18%	▲

2015 Impatient Birder's Guide (USA Lower 48)

Species Top 10s

Row	Rank	Species	State	Date	% of Checklists	Quality
5	219	Ladder-backed Woodpecker	Arizona	Dec 8-14	 18%	▲
6	219	Ladder-backed Woodpecker	Arizona	Jan 1-7	 18%	▲
7	219	Ladder-backed Woodpecker	Arizona	Mar 8-14	 18%	▲
8	219	Ladder-backed Woodpecker	Arizona	Apr 1-7	 17%	▲
9	219	Ladder-backed Woodpecker	Arizona	Feb 22-28	 17%	▲
10	219	Ladder-backed Woodpecker	Arizona	Mar 1-7	 17%	▲
<b>1</b>	<b>198</b>	<b>Nuttall's Woodpecker</b>	<b>California</b>	<b>Dec 15-21</b>	 <b>19%</b>	●
2	198	Nuttall's Woodpecker	California	Apr 8-14	 18%	●
3	198	Nuttall's Woodpecker	California	Sep 8-14	 18%	●
4	198	Nuttall's Woodpecker	California	Apr 1-7	 18%	●
5	198	Nuttall's Woodpecker	California	Sep 15-21	 18%	●
6	198	Nuttall's Woodpecker	California	Dec 8-14	 17%	●
7	198	Nuttall's Woodpecker	California	Sep 1-7	 17%	●
8	198	Nuttall's Woodpecker	California	Dec 22-31	 17%	●
9	198	Nuttall's Woodpecker	California	Sep 22-30	 17%	●
10	198	Nuttall's Woodpecker	California	Mar 22-31	 17%	●
<b>1</b>	<b>10</b>	<b>Downy Woodpecker</b>	<b>Indiana</b>	<b>Dec 15-21</b>	 <b>61%</b>	▲
2	10	Downy Woodpecker	Indiana	Dec 8-14	 58%	▲
3	10	Downy Woodpecker	Indiana	Sep 15-21	 56%	▲
4	10	Downy Woodpecker	Arkansas	Dec 15-21	 55%	▲
5	10	Downy Woodpecker	Indiana	Sep 22-30	 55%	▲
6	10	Downy Woodpecker	Indiana	Dec 22-31	 55%	▲
7	10	Downy Woodpecker	Indiana	Nov 22-30	 55%	▲
8	10	Downy Woodpecker	Indiana	Dec 1-7	 54%	▲
9	10	Downy Woodpecker	Indiana	Nov 15-21	 53%	▲
10	10	Downy Woodpecker	Indiana	Feb 1-7	 52%	▲
<b>1</b>	<b>47</b>	<b>Hairy Woodpecker</b>	<b>New Hampshire</b>	<b>Dec 15-21</b>	 <b>39%</b>	▲
2	47	Hairy Woodpecker	New Hampshire	Dec 22-31	 37%	▲
3	47	Hairy Woodpecker	New Hampshire	Dec 8-14	 35%	◆
4	47	Hairy Woodpecker	New Hampshire	Dec 1-7	 34%	◆
5	47	Hairy Woodpecker	New Hampshire	Jan 22-31	 32%	▲
6	47	Hairy Woodpecker	Wisconsin	Dec 15-21	 32%	▲
7	47	Hairy Woodpecker	North Dakota	Jan 15-21	 32%	◆
8	47	Hairy Woodpecker	Vermont	Feb 15-21	 32%	▲
9	47	Hairy Woodpecker	North Dakota	Dec 15-21	 31%	◆
10	47	Hairy Woodpecker	New Hampshire	Jan 15-21	 30%	▲
<b>1</b>	<b>517</b>	<b>Arizona Woodpecker</b>	<b>Arizona</b>	<b>Jul 15-21</b>	 <b>5%</b>	▲
2	517	Arizona Woodpecker	Arizona	May 22-31	 5%	▲
3	517	Arizona Woodpecker	Arizona	May 1-7	 4%	▲
4	517	Arizona Woodpecker	Arizona	May 15-21	 4%	▲
5	517	Arizona Woodpecker	Arizona	Aug 1-7	 4%	▲
6	517	Arizona Woodpecker	Arizona	Jul 22-31	 4%	▲
7	517	Arizona Woodpecker	Arizona	Jun 1-7	 4%	▲



2015 Impatient Birder's Guide (USA Lower 48)

















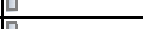


























Species Top 10s

Row	Rank	Species	State	Date	% of Checklists	Quality
8	517	Arizona Woodpecker	Arizona	Jul 1-7	4%	▲
9	517	Arizona Woodpecker	Arizona	Aug 8-14	4%	▲
10	517	Arizona Woodpecker	Arizona	Apr 15-21	4%	▲
1	536	<b>Red-cockaded Woodpecker</b>	<b>Mississippi</b>	<b>May 15-21</b>	<b>2%</b>	◆
2	536	Red-cockaded Woodpecker	Mississippi	Apr 15-21	2%	◆
3	536	Red-cockaded Woodpecker	Mississippi	Apr 1-7	2%	◆
4	536	Red-cockaded Woodpecker	South Carolina	Dec 15-21	2%	▲
5	536	Red-cockaded Woodpecker	South Carolina	May 1-7	2%	▲
6	536	Red-cockaded Woodpecker	South Carolina	Apr 22-30	2%	▲
7	536	Red-cockaded Woodpecker	North Carolina	May 22-31	2%	▲
8	536	Red-cockaded Woodpecker	Louisiana	Jun 8-14	1%	▲
9	536	Red-cockaded Woodpecker	Mississippi	Jun 1-7	1%	◆
10	536	Red-cockaded Woodpecker	Mississippi	May 22-31	1%	◆
1	473	<b>White-headed Woodpecker</b>	<b>Nevada</b>	<b>Jul 1-7</b>	<b>5%</b>	◆
2	473	White-headed Woodpecker	California	Jun 15-21	4%	●
3	473	White-headed Woodpecker	California	Jun 8-14	4%	●
4	473	White-headed Woodpecker	California	Jun 22-30	4%	●
5	473	White-headed Woodpecker	California	Jul 1-7	3%	●
6	473	White-headed Woodpecker	California	Jul 8-14	3%	●
7	473	White-headed Woodpecker	California	Jun 1-7	3%	●
8	473	White-headed Woodpecker	Nevada	Jun 15-21	3%	◆
9	473	White-headed Woodpecker	Nevada	Aug 8-14	3%	◆
10	473	White-headed Woodpecker	California	Jul 15-21	3%	●
1	561	<b>American Three-toed Woodpecker</b>	<b>Utah</b>	<b>Jul 8-14</b>	<b>3%</b>	▲
2	561	American Three-toed Woodpecker	Wyoming	Jul 22-31	3%	▲
3	561	American Three-toed Woodpecker	Montana	Jul 15-21	3%	▲
4	561	American Three-toed Woodpecker	Wyoming	Jul 8-14	3%	◆
5	561	American Three-toed Woodpecker	Wyoming	Jul 15-21	3%	▲
6	561	American Three-toed Woodpecker	Wyoming	Jun 15-21	3%	▲
7	561	American Three-toed Woodpecker	Utah	Jul 1-7	2%	▲
8	561	American Three-toed Woodpecker	Utah	Jun 22-30	2%	▲
9	561	American Three-toed Woodpecker	Montana	Jul 8-14	2%	▲
10	561	American Three-toed Woodpecker	Wyoming	Jun 22-30	2%	▲
1	550	<b>Black-backed Woodpecker</b>	<b>New Hampshire</b>	<b>Jun 15-21</b>	<b>4%</b>	▲
2	550	Black-backed Woodpecker	New Hampshire	Jun 8-14	3%	▲
3	550	Black-backed Woodpecker	New Hampshire	Jun 1-7	2%	▲
4	550	Black-backed Woodpecker	New Hampshire	Jun 22-30	2%	▲
5	550	Black-backed Woodpecker	New Hampshire	May 22-31	1%	▲
6	550	Black-backed Woodpecker	Minnesota	Oct 22-31	1%	▲
7	550	Black-backed Woodpecker	New Hampshire	Jul 1-7	1%	▲
8	550	Black-backed Woodpecker	New Hampshire	Jul 8-14	1%	▲
9	550	Black-backed Woodpecker	Minnesota	Jan 15-21	1%	▲
10	550	Black-backed Woodpecker	Idaho	Jun 22-30	1%	▲

























2015 Impatient Birder's Guide (USA Lower 48)

Species Top 10s

Row	Rank	Species	State	Date	% of Checklists	Quality
1	21	<b>Northern Flicker</b>	<b>Arkansas</b>	<b>Dec 15-21</b>	 54%	▲
2	21	Northern Flicker	Washington, DC	Sep 22-30	 49%	◆
3	21	Northern Flicker	Idaho	Oct 15-21	 48%	◆
4	21	Northern Flicker	Kansas	Oct 15-21	 47%	▲
5	21	Northern Flicker	Washington, DC	Oct 1-7	 47%	◆
6	21	Northern Flicker	North Dakota	Sep 15-21	 47%	◆
7	21	Northern Flicker	Oregon	Oct 8-14	 47%	▲
8	21	Northern Flicker	Kansas	Dec 15-21	 46%	▲
9	21	Northern Flicker	Washington, DC	Sep 15-21	 45%	◆
10	21	Northern Flicker	Kansas	Oct 1-7	 45%	▲
1	508	<b>Gilded Flicker</b>	<b>Arizona</b>	<b>Mar 8-14</b>	 5%	▲
2	508	Gilded Flicker	Arizona	Mar 22-31	 5%	▲
3	508	Gilded Flicker	Arizona	Feb 15-21	 5%	▲
4	508	Gilded Flicker	Arizona	Dec 15-21	 5%	▲
5	508	Gilded Flicker	Arizona	Mar 1-7	 4%	▲
6	508	Gilded Flicker	Arizona	Feb 22-28	 4%	▲
7	508	Gilded Flicker	Arizona	Feb 8-14	 4%	▲
8	508	Gilded Flicker	Arizona	Mar 15-21	 4%	▲
9	508	Gilded Flicker	Arizona	Feb 1-7	 4%	▲
10	508	Gilded Flicker	Arizona	Jan 22-31	 4%	▲
1	61	<b>Pileated Woodpecker</b>	<b>West Virginia</b>	<b>Oct 8-14</b>	 36%	◆
2	61	Pileated Woodpecker	West Virginia	Sep 22-30	 35%	▲
3	61	Pileated Woodpecker	Arkansas	Dec 15-21	 33%	▲
4	61	Pileated Woodpecker	West Virginia	Oct 1-7	 32%	◆
5	61	Pileated Woodpecker	West Virginia	Sep 8-14	 32%	◆
6	61	Pileated Woodpecker	West Virginia	Oct 15-21	 31%	◆
7	61	Pileated Woodpecker	West Virginia	Sep 15-21	 30%	◆
8	61	Pileated Woodpecker	West Virginia	Apr 8-14	 29%	▲
9	61	Pileated Woodpecker	Arkansas	Jun 1-7	 29%	▲
10	61	Pileated Woodpecker	West Virginia	Sep 1-7	 29%	◆
1	823	<b>Ivory-billed Woodpecker</b>	<b>Texas</b>	<b>Jun 15-21</b>	 0%	▲
2	823	Ivory-billed Woodpecker	South Carolina	May 8-14	 0%	▲
3	823	Ivory-billed Woodpecker	Texas	Nov 22-30	 0%	●
1	842	<b>Collared Forest-Falcon</b>	<b>Texas</b>	<b>Feb 8-14</b>	 0%	●
2	842	Collared Forest-Falcon	Texas	Feb 1-7	 0%	●
3	842	Collared Forest-Falcon	Texas	Feb 15-21	 0%	●
1	319	<b>Crested Caracara</b>	<b>Texas</b>	<b>Dec 15-21</b>	 15%	●
2	319	Crested Caracara	Texas	Nov 8-14	 14%	●
3	319	Crested Caracara	Texas	Dec 22-31	 12%	●
4	319	Crested Caracara	Texas	Jan 1-7	 12%	●
5	319	Crested Caracara	Texas	Dec 8-14	 11%	▲
6	319	Crested Caracara	Texas	Jan 15-21	 11%	●
7	319	Crested Caracara	Texas	Feb 1-7	 11%	●

2015 Impatient Birder's Guide (USA Lower 48)

Species Top 10s

Row	Rank	Species	State	Date	% of Checklists	Quality
8	319	Crested Caracara	Texas	Nov 15-21	 11%	●
9	319	Crested Caracara	Texas	Nov 22-30	 11%	●
10	319	Crested Caracara	Texas	Nov 1-7	 11%	●
1	809	<b>Eurasian Kestrel</b>	<b>Florida</b>	<b>Jan 8-14</b>	<b>0%</b>	●
2	809	Eurasian Kestrel	Massachusetts	Apr 8-14	0%	▲
3	809	Eurasian Kestrel	Florida	Mar 1-7	0%	●
4	809	Eurasian Kestrel	Washington	Nov 1-7	0%	▲
5	809	Eurasian Kestrel	Washington	Nov 8-14	0%	▲
6	809	Eurasian Kestrel	Massachusetts	May 1-7	0%	●
7	809	Eurasian Kestrel	Florida	Feb 22-28	0%	●
8	809	Eurasian Kestrel	Florida	Mar 8-14	0%	●
9	809	Eurasian Kestrel	Massachusetts	Apr 15-21	0%	▲
10	809	Eurasian Kestrel	Massachusetts	Apr 22-30	0%	●
1	52	<b>American Kestrel</b>	<b>Texas</b>	<b>Dec 15-21</b>	 <b>31%</b>	●
2	52	American Kestrel	Louisiana	Dec 15-21	 31%	▲
3	52	American Kestrel	Arkansas	Dec 15-21	 30%	▲
4	52	American Kestrel	Louisiana	Feb 1-7	 28%	▲
5	52	American Kestrel	Louisiana	Dec 22-31	 28%	▲
6	52	American Kestrel	Nebraska	Dec 22-31	 28%	▲
7	52	American Kestrel	Louisiana	Jan 22-31	 27%	▲
8	52	American Kestrel	Utah	Dec 22-31	 27%	▲
9	52	American Kestrel	Louisiana	Oct 22-31	 26%	▲
10	52	American Kestrel	Louisiana	Jan 15-21	 26%	▲
1	851	<b>Red-footed Falcon</b>	<b>Massachusetts</b>	<b>Aug 15-21</b>	<b>0%</b>	▲
2	851	Red-footed Falcon	Massachusetts	Aug 8-14	0%	▲
3	851	Red-footed Falcon	Massachusetts	Aug 22-31	0%	▲
1	228	<b>Merlin</b>	<b>New Jersey</b>	<b>Oct 1-7</b>	 <b>19%</b>	▲
2	228	Merlin	New Jersey	Sep 22-30	 18%	▲
3	228	Merlin	New Jersey	Oct 8-14	 17%	▲
4	228	Merlin	New Jersey	Sep 15-21	 16%	▲
5	228	Merlin	Rhode Island	Oct 1-7	 16%	◆
6	228	Merlin	New Jersey	Sep 8-14	 15%	▲
7	228	Merlin	Maine	Sep 22-30	 15%	▲
8	228	Merlin	New Jersey	Oct 15-21	 15%	▲
9	228	Merlin	Delaware	Oct 8-14	 14%	◆
10	228	Merlin	Delaware	Sep 15-21	 13%	◆
1	815	<b>Eurasian Hobby</b>	<b>Washington</b>	<b>Nov 1-7</b>	<b>0%</b>	▲
2	815	Eurasian Hobby	Washington	Oct 22-31	0%	▲
3	815	Eurasian Hobby	Massachusetts	May 15-21	0%	●
1	644	<b>Aplomado Falcon</b>	<b>Texas</b>	<b>Nov 8-14</b>	<b>1%</b>	●
2	644	Aplomado Falcon	Texas	Nov 1-7	1%	●
3	644	Aplomado Falcon	New Mexico	Nov 15-21	0%	▲
4	644	Aplomado Falcon	Texas	Nov 15-21	0%	●

2015 Impatient Birder's Guide (USA Lower 48)

Species Top 10s

Row	Rank	Species	State	Date	% of Checklists	Quality
5	644	Aplomado Falcon	Texas	Jan 22-31	0%	●
6	644	Aplomado Falcon	New Mexico	Nov 8-14	0%	▲
7	644	Aplomado Falcon	Texas	Feb 1-7	0%	●
8	644	Aplomado Falcon	Texas	Feb 22-28	0%	●
9	644	Aplomado Falcon	Texas	Mar 15-21	0%	●
10	644	Aplomado Falcon	Texas	Jan 15-21	0%	●
<b>1</b>	<b>613</b>	<b>Gyr Falcon</b>	<b>South Dakota</b>	<b>Feb 22-28</b>	<b>1%</b>	◆
2	613	Gyr Falcon	Montana	Dec 15-21	1%	◆
3	613	Gyr Falcon	South Dakota	Dec 1-7	1%	◆
4	613	Gyr Falcon	North Dakota	Feb 22-28	1%	◆
5	613	Gyr Falcon	South Dakota	Feb 1-7	1%	◆
6	613	Gyr Falcon	Washington	Feb 1-7	1%	▲
7	613	Gyr Falcon	North Dakota	Dec 1-7	1%	◆
8	613	Gyr Falcon	Montana	Jan 8-14	1%	◆
9	613	Gyr Falcon	Washington	Jan 22-31	1%	▲
10	613	Gyr Falcon	South Dakota	Mar 1-7	1%	◆
<b>1</b>	<b>200</b>	<b>Peregrine Falcon</b>	<b>New Jersey</b>	<b>Oct 1-7</b>	<b>20%</b>	▲
2	200	Peregrine Falcon	New Jersey	Oct 8-14	16%	▲
3	200	Peregrine Falcon	Delaware	Oct 8-14	16%	◆
4	200	Peregrine Falcon	New Jersey	Sep 22-30	15%	▲
5	200	Peregrine Falcon	Delaware	Oct 1-7	15%	◆
6	200	Peregrine Falcon	Delaware	Sep 22-30	14%	◆
7	200	Peregrine Falcon	New Jersey	Oct 15-21	14%	▲
8	200	Peregrine Falcon	Maine	Sep 22-30	12%	▲
9	200	Peregrine Falcon	Delaware	Oct 15-21	12%	◆
10	200	Peregrine Falcon	New Jersey	Oct 22-31	11%	▲
<b>1</b>	<b>379</b>	<b>Prairie Falcon</b>	<b>Nevada</b>	<b>Jan 8-14</b>	<b>7%</b>	◆
2	379	Prairie Falcon	Nevada	Dec 15-21	7%	◆
3	379	Prairie Falcon	Kansas	Dec 15-21	6%	▲
4	379	Prairie Falcon	Nevada	Jan 15-21	6%	◆
5	379	Prairie Falcon	Nevada	Dec 1-7	5%	◆
6	379	Prairie Falcon	Nevada	Feb 1-7	5%	◆
7	379	Prairie Falcon	Nevada	Dec 8-14	5%	◆
8	379	Prairie Falcon	Utah	Dec 22-31	5%	▲
9	379	Prairie Falcon	Nevada	Jan 22-31	5%	◆
10	379	Prairie Falcon	Nevada	Jan 1-7	5%	◆
<b>1</b>	<b>724</b>	<b>Budgerigar</b>	<b>North Dakota</b>	<b>Dec 1-7</b>	<b>1%</b>	◆
2	724	Budgerigar	North Dakota	Oct 22-31	0%	◆
3	724	Budgerigar	Florida	Aug 8-14	0%	▲
4	724	Budgerigar	Florida	Jul 22-31	0%	▲
5	724	Budgerigar	Florida	Jun 15-21	0%	▲
6	724	Budgerigar	Florida	Jul 8-14	0%	▲
7	724	Budgerigar	Texas	Feb 22-28	0%	●

**2015 Impatient Birder's Guide (USA Lower 48)**  
**Species Top 10s**

Row	Rank	Species	State	Date	% of Checklists	Quality
8	724	Budgerigar	Florida	Oct 15-21	0%	▲
9	724	Budgerigar	Florida	Oct 1-7	0%	▲
10	724	Budgerigar	Virginia	Sep 8-14	0%	▲
1	585	<b>Rosy-faced Lovebird</b>	<b>Arizona</b>	<b>Feb 15-21</b>	<b>3%</b>	▲
2	585	Rosy-faced Lovebird	Arizona	Dec 1-7	2%	▲
3	585	Rosy-faced Lovebird	Arizona	Nov 15-21	2%	▲
4	585	Rosy-faced Lovebird	Arizona	Nov 22-30	2%	▲
5	585	Rosy-faced Lovebird	Arizona	Jan 15-21	2%	▲
6	585	Rosy-faced Lovebird	Arizona	Dec 22-31	2%	▲
7	585	Rosy-faced Lovebird	Arizona	Jan 1-7	2%	▲
8	585	Rosy-faced Lovebird	Arizona	Jan 8-14	2%	▲
9	585	Rosy-faced Lovebird	Arizona	Dec 8-14	2%	▲
10	585	Rosy-faced Lovebird	Arizona	Oct 8-14	2%	▲
1	400	<b>Monk Parakeet</b>	<b>Louisiana</b>	<b>Sep 8-14</b>	<b>4%</b>	▲
2	400	Monk Parakeet	Louisiana	Sep 22-30	4%	▲
3	400	Monk Parakeet	Louisiana	May 22-31	4%	▲
4	400	Monk Parakeet	Louisiana	Aug 15-21	4%	◆
5	400	Monk Parakeet	Louisiana	Dec 22-31	4%	▲
6	400	Monk Parakeet	Louisiana	Oct 8-14	3%	▲
7	400	Monk Parakeet	Louisiana	Jan 1-7	3%	▲
8	400	Monk Parakeet	Louisiana	Nov 1-7	3%	▲
9	400	Monk Parakeet	Louisiana	Sep 1-7	3%	▲
10	400	Monk Parakeet	Florida	Dec 15-21	3%	▲
1	532	<b>Nanday Parakeet</b>	<b>Florida</b>	<b>Apr 8-14</b>	<b>2%</b>	●
2	532	Nanday Parakeet	Florida	Apr 1-7	2%	●
3	532	Nanday Parakeet	Florida	Apr 15-21	2%	●
4	532	Nanday Parakeet	Florida	Aug 8-14	2%	▲
5	532	Nanday Parakeet	Florida	Apr 22-30	1%	●
6	532	Nanday Parakeet	Florida	Jul 1-7	1%	▲
7	532	Nanday Parakeet	Florida	Jun 1-7	1%	▲
8	532	Nanday Parakeet	Florida	May 1-7	1%	▲
9	532	Nanday Parakeet	Florida	Feb 22-28	1%	●
10	532	Nanday Parakeet	Florida	Dec 8-14	1%	▲
1	591	<b>Green Parakeet</b>	<b>Texas</b>	<b>Nov 8-14</b>	<b>1%</b>	●
2	591	Green Parakeet	Texas	Nov 1-7	1%	●
3	591	Green Parakeet	Texas	Mar 22-31	1%	●
4	591	Green Parakeet	Texas	Jul 22-31	1%	▲
5	591	Green Parakeet	Texas	Mar 1-7	1%	●
6	591	Green Parakeet	Texas	Feb 15-21	1%	●
7	591	Green Parakeet	Texas	Nov 15-21	0%	●
8	591	Green Parakeet	Texas	Jan 1-7	0%	●
9	591	Green Parakeet	Texas	Feb 22-28	0%	●
10	591	Green Parakeet	Texas	Mar 8-14	0%	●









































2015 Impatient Birder's Guide (USA Lower 48)

Species Top 10s

Row	Rank	Species	State	Date	% of Checklists	Quality
1	876	<b>Thick-billed Parrot</b>	<b>New Mexico</b>	<b>May 15-21</b>	<b>0%</b>	▲
2	876	Thick-billed Parrot	Arizona	May 22-31	0%	▲
1	688	<b>White-winged Parakeet</b>	<b>Florida</b>	<b>Apr 15-21</b>	<b>0%</b>	●
2	688	White-winged Parakeet	Florida	May 1-7	0%	▲
3	688	White-winged Parakeet	Florida	Mar 22-31	0%	●
4	688	White-winged Parakeet	Florida	Jun 22-30	0%	▲
5	688	White-winged Parakeet	Florida	Apr 22-30	0%	●
6	688	White-winged Parakeet	California	Apr 15-21	0%	●
7	688	White-winged Parakeet	California	Apr 8-14	0%	●
8	688	White-winged Parakeet	California	Aug 1-7	0%	●
9	688	White-winged Parakeet	Florida	Aug 1-7	0%	▲
10	688	White-winged Parakeet	California	Jun 1-7	0%	●
1	505	<b>Red-crowned Parrot</b>	<b>California</b>	<b>Mar 22-31</b>	<b>1%</b>	●
2	505	Red-crowned Parrot	Texas	Nov 8-14	1%	●
3	505	Red-crowned Parrot	California	Apr 1-7	1%	●
4	505	Red-crowned Parrot	California	Dec 15-21	1%	●
5	505	Red-crowned Parrot	California	Mar 1-7	1%	●
6	505	Red-crowned Parrot	California	Apr 8-14	1%	●
7	505	Red-crowned Parrot	California	Mar 15-21	1%	●
8	505	Red-crowned Parrot	California	May 1-7	1%	●
9	505	Red-crowned Parrot	California	Jun 1-7	1%	●
10	505	Red-crowned Parrot	Texas	Mar 8-14	1%	●
1	538	<b>Northern Beardless-Tyrannulet</b>	<b>Arizona</b>	<b>May 22-31</b>	<b>3%</b>	▲
2	538	Northern Beardless-Tyrannulet	Arizona	May 8-14	3%	▲
3	538	Northern Beardless-Tyrannulet	Arizona	Apr 1-7	3%	▲
4	538	Northern Beardless-Tyrannulet	Arizona	May 15-21	3%	▲
5	538	Northern Beardless-Tyrannulet	Arizona	Apr 8-14	3%	▲
6	538	Northern Beardless-Tyrannulet	Arizona	Jun 8-14	2%	▲
7	538	Northern Beardless-Tyrannulet	Arizona	Jul 1-7	2%	▲
8	538	Northern Beardless-Tyrannulet	Arizona	Apr 22-30	2%	●
9	538	Northern Beardless-Tyrannulet	Arizona	Jul 8-14	2%	▲
10	538	Northern Beardless-Tyrannulet	Arizona	Mar 22-31	2%	▲
1	821	<b>Greenish Elaenia</b>	<b>Texas</b>	<b>May 22-31</b>	<b>0%</b>	●
2	821	Greenish Elaenia	Texas	May 15-21	0%	●
3	821	Greenish Elaenia	Texas	May 8-14	0%	●
1	880	<b>White-crested Elaenia</b>	<b>Texas</b>	<b>Feb 8-14</b>	<b>0%</b>	●
1	772	<b>Tufted Flycatcher</b>	<b>Texas</b>	<b>Jan 1-7</b>	<b>0%</b>	●
2	772	Tufted Flycatcher	Texas	Oct 22-31	0%	●
3	772	Tufted Flycatcher	Texas	Nov 8-14	0%	●
4	772	Tufted Flycatcher	Texas	Dec 1-7	0%	▲
5	772	Tufted Flycatcher	Texas	Dec 8-14	0%	▲
6	772	Tufted Flycatcher	Arizona	May 8-14	0%	▲
7	772	Tufted Flycatcher	Texas	Nov 22-30	0%	●

2015 Impatient Birder's Guide (USA Lower 48)

Species Top 10s

Row	Rank	Species	State	Date	% of Checklists	Quality
8	772	Tufted Flycatcher	Arizona	May 15-21	0%	▲
9	772	Tufted Flycatcher	Arizona	Jun 15-21	0%	▲
10	772	Tufted Flycatcher	Arizona	Jul 1-7	0%	▲
1	324	<b>Olive-sided Flycatcher</b>	<b>Kansas</b>	<b>Sep 1-7</b>	 11%	▲
2	324	Olive-sided Flycatcher	Oregon	Jun 15-21	 8%	▲
3	324	Olive-sided Flycatcher	Oregon	Jun 1-7	 8%	▲
4	324	Olive-sided Flycatcher	Oregon	Jun 8-14	 8%	▲
5	324	Olive-sided Flycatcher	Washington	Jun 1-7	 8%	▲
6	324	Olive-sided Flycatcher	California	May 15-21	 8%	●
7	324	Olive-sided Flycatcher	Washington	Jun 8-14	 8%	▲
8	324	Olive-sided Flycatcher	California	May 22-31	 7%	●
9	324	Olive-sided Flycatcher	North Dakota	Aug 22-31	 7%	◆
10	324	Olive-sided Flycatcher	New Mexico	Sep 8-14	 7%	▲
1	578	<b>Greater Pewee</b>	<b>Arizona</b>	<b>Jun 1-7</b>	 3%	▲
2	578	Greater Pewee	Arizona	Jul 15-21	 3%	▲
3	578	Greater Pewee	Arizona	May 22-31	 3%	▲
4	578	Greater Pewee	Arizona	Apr 22-30	 3%	●
5	578	Greater Pewee	Arizona	May 15-21	 3%	▲
6	578	Greater Pewee	Arizona	Jun 22-30	 3%	▲
7	578	Greater Pewee	Arizona	Jul 22-31	 2%	▲
8	578	Greater Pewee	Arizona	May 1-7	 2%	▲
9	578	Greater Pewee	Arizona	May 8-14	 2%	▲
10	578	Greater Pewee	Arizona	Jul 1-7	 2%	▲
1	214	<b>Western Wood-Pewee</b>	<b>Nevada</b>	<b>May 22-31</b>	 28%	▲
2	214	Western Wood-Pewee	New Mexico	May 22-31	 27%	▲
3	214	Western Wood-Pewee	Washington	Jun 8-14	 25%	▲
4	214	Western Wood-Pewee	New Mexico	Jun 1-7	 24%	▲
5	214	Western Wood-Pewee	Colorado	Jun 1-7	 23%	▲
6	214	Western Wood-Pewee	New Mexico	Sep 8-14	 23%	▲
7	214	Western Wood-Pewee	New Mexico	May 15-21	 23%	▲
8	214	Western Wood-Pewee	Oregon	Jun 22-30	 23%	▲
9	214	Western Wood-Pewee	Oregon	Jun 15-21	 23%	▲
10	214	Western Wood-Pewee	Washington	Jun 15-21	 23%	▲
1	88	<b>Eastern Wood-Pewee</b>	<b>Washington, DC</b>	<b>Sep 1-7</b>	 43%	◆
2	88	Eastern Wood-Pewee	Washington, DC	Sep 8-14	 43%	◆
3	88	Eastern Wood-Pewee	Washington, DC	Aug 22-31	 39%	◆
4	88	Eastern Wood-Pewee	Iowa	Aug 15-21	 38%	◆
5	88	Eastern Wood-Pewee	Missouri	May 22-31	 38%	▲
6	88	Eastern Wood-Pewee	Indiana	May 22-31	 35%	▲
7	88	Eastern Wood-Pewee	Iowa	Aug 22-31	 35%	▲
8	88	Eastern Wood-Pewee	Missouri	May 15-21	 35%	▲
9	88	Eastern Wood-Pewee	Ohio	May 22-31	 35%	▲
10	88	Eastern Wood-Pewee	Indiana	May 15-21	 34%	▲



2015 Impatient Birder's Guide (USA Lower 48)

Species Top 10s

Row	Rank	Species	State	Date	% of Checklists	Quality
1	814	<b>Cuban Pewee</b>	<b>Florida</b>	<b>Sep 1-7</b>	0%	▲
2	814	Cuban Pewee	Florida	Sep 8-14	0%	▲
3	814	Cuban Pewee	Florida	Mar 8-14	0%	●
4	814	Cuban Pewee	Florida	Sep 22-30	0%	▲
5	814	Cuban Pewee	Florida	Sep 15-21	0%	▲
6	814	Cuban Pewee	Florida	Oct 22-31	0%	▲
1	441	<b>Yellow-bellied Flycatcher</b>	<b>New Hampshire</b>	<b>Jun 15-21</b>	9%	▲
2	441	Yellow-bellied Flycatcher	New Hampshire	Jun 8-14	8%	▲
3	441	Yellow-bellied Flycatcher	New Hampshire	Jun 1-7	8%	▲
4	441	Yellow-bellied Flycatcher	Washington, DC	Sep 8-14	7%	◆
5	441	Yellow-bellied Flycatcher	Illinois	May 22-31	7%	●
6	441	Yellow-bellied Flycatcher	New Hampshire	Jun 22-30	5%	▲
7	441	Yellow-bellied Flycatcher	Maine	Jun 1-7	4%	▲
8	441	Yellow-bellied Flycatcher	Wisconsin	May 22-31	4%	●
9	441	Yellow-bellied Flycatcher	Maine	Jun 8-14	4%	▲
10	441	Yellow-bellied Flycatcher	Washington, DC	Sep 1-7	4%	◆
1	247	<b>Acadian Flycatcher</b>	<b>Washington, DC</b>	<b>May 22-31</b>	23%	◆
2	247	Acadian Flycatcher	Kentucky	Jun 1-7	23%	▲
3	247	Acadian Flycatcher	Washington, DC	May 15-21	22%	◆
4	247	Acadian Flycatcher	Maryland	May 15-21	22%	▲
5	247	Acadian Flycatcher	Louisiana	Jun 1-7	21%	▲
6	247	Acadian Flycatcher	Maryland	Jun 1-7	21%	▲
7	247	Acadian Flycatcher	Kentucky	Jun 8-14	21%	◆
8	247	Acadian Flycatcher	Maryland	May 22-31	21%	▲
9	247	Acadian Flycatcher	West Virginia	Jul 8-14	20%	◆
10	247	Acadian Flycatcher	Arkansas	Jun 22-30	19%	◆
1	372	<b>Alder Flycatcher</b>	<b>Vermont</b>	<b>Jun 1-7</b>	20%	▲
2	372	Alder Flycatcher	Vermont	May 22-31	19%	▲
3	372	Alder Flycatcher	Vermont	Jun 8-14	18%	▲
4	372	Alder Flycatcher	New Hampshire	Jun 1-7	15%	▲
5	372	Alder Flycatcher	Maine	Jun 1-7	15%	▲
6	372	Alder Flycatcher	New Hampshire	Jun 15-21	15%	▲
7	372	Alder Flycatcher	New Hampshire	Jun 8-14	13%	▲
8	372	Alder Flycatcher	Vermont	Jun 15-21	13%	▲
9	372	Alder Flycatcher	New Hampshire	May 22-31	13%	▲
10	372	Alder Flycatcher	Maine	May 22-31	10%	▲
1	226	<b>Willow Flycatcher</b>	<b>Ohio</b>	<b>May 22-31</b>	19%	▲
2	226	Willow Flycatcher	Washington	Jun 15-21	18%	▲
3	226	Willow Flycatcher	Washington	Jun 22-30	18%	▲
4	226	Willow Flycatcher	Ohio	Jun 1-7	17%	▲
5	226	Willow Flycatcher	Washington	Jun 8-14	17%	▲
6	226	Willow Flycatcher	Ohio	Jun 8-14	17%	▲
7	226	Willow Flycatcher	New Jersey	Jun 1-7	15%	▲












































2015 Impatient Birder's Guide (USA Lower 48)

Species Top 10s

Row	Rank	Species	State	Date	% of Checklists	Quality
8	226	Willow Flycatcher	Indiana	Jun 1-7	15%	▲
9	226	Willow Flycatcher	Rhode Island	Jun 1-7	15%	◆
10	226	Willow Flycatcher	New Jersey	Jun 8-14	14%	▲
1	233	<b>Least Flycatcher</b>	<b>North Dakota</b>	<b>May 22-31</b>	<b>26%</b>	▲
2	233	Least Flycatcher	North Dakota	Aug 22-31	26%	◆
3	233	Least Flycatcher	North Dakota	May 15-21	26%	◆
4	233	Least Flycatcher	Kansas	May 8-14	25%	▲
5	233	Least Flycatcher	North Dakota	Aug 15-21	24%	◆
6	233	Least Flycatcher	North Dakota	May 8-14	23%	◆
7	233	Least Flycatcher	Wisconsin	May 15-21	20%	●
8	233	Least Flycatcher	Vermont	May 15-21	20%	▲
9	233	Least Flycatcher	North Dakota	Jun 1-7	20%	▲
10	233	Least Flycatcher	Kansas	May 15-21	20%	▲
1	412	<b>Hammond's Flycatcher</b>	<b>Washington</b>	<b>Jun 8-14</b>	<b>8%</b>	▲
2	412	Hammond's Flycatcher	Idaho	May 22-31	6%	▲
3	412	Hammond's Flycatcher	Montana	Jun 15-21	6%	▲
4	412	Hammond's Flycatcher	Idaho	May 15-21	6%	▲
5	412	Hammond's Flycatcher	Washington	Jun 1-7	6%	▲
6	412	Hammond's Flycatcher	Idaho	Jun 8-14	6%	▲
7	412	Hammond's Flycatcher	Idaho	Jun 1-7	6%	▲
8	412	Hammond's Flycatcher	Idaho	Jun 22-30	6%	▲
9	412	Hammond's Flycatcher	Oregon	Jun 22-30	6%	▲
10	412	Hammond's Flycatcher	Oregon	Jun 15-21	6%	▲
1	442	<b>Gray Flycatcher</b>	<b>Nevada</b>	<b>Jun 8-14</b>	<b>15%</b>	▲
2	442	Gray Flycatcher	Nevada	Jun 15-21	11%	◆
3	442	Gray Flycatcher	Nevada	May 1-7	11%	◆
4	442	Gray Flycatcher	Nevada	May 8-14	10%	▲
5	442	Gray Flycatcher	Nevada	Jun 22-30	10%	▲
6	442	Gray Flycatcher	Nevada	Jun 1-7	9%	◆
7	442	Gray Flycatcher	Nevada	May 15-21	8%	▲
8	442	Gray Flycatcher	Nevada	Apr 22-30	7%	▲
9	442	Gray Flycatcher	Nevada	May 22-31	7%	▲
10	442	Gray Flycatcher	Nevada	Sep 1-7	7%	◆
1	398	<b>Dusky Flycatcher</b>	<b>Nevada</b>	<b>May 8-14</b>	<b>9%</b>	▲
2	398	Dusky Flycatcher	Idaho	May 22-31	9%	▲
3	398	Dusky Flycatcher	Utah	Jun 8-14	8%	▲
4	398	Dusky Flycatcher	Idaho	Jun 15-21	8%	▲
5	398	Dusky Flycatcher	Idaho	Jun 1-7	8%	▲
6	398	Dusky Flycatcher	Montana	Jun 1-7	8%	▲
7	398	Dusky Flycatcher	Nevada	May 22-31	8%	▲
8	398	Dusky Flycatcher	Idaho	May 15-21	8%	▲
9	398	Dusky Flycatcher	Utah	Jun 1-7	8%	▲
10	398	Dusky Flycatcher	Montana	Jun 15-21	8%	▲












































2015 Impatient Birder's Guide (USA Lower 48)

Species Top 10s

Row	Rank	Species	State	Date	% of Checklists	Quality
1	276	<b>Pacific-slope Flycatcher</b>	<b>California</b>	<b>May 15-21</b>	 20%	●
2	276	Pacific-slope Flycatcher	California	May 22-31	 19%	●
3	276	Pacific-slope Flycatcher	California	May 8-14	 19%	●
4	276	Pacific-slope Flycatcher	California	Jun 1-7	 17%	●
5	276	Pacific-slope Flycatcher	California	May 1-7	 16%	●
6	276	Pacific-slope Flycatcher	Oregon	Jun 15-21	 16%	▲
7	276	Pacific-slope Flycatcher	Oregon	Jun 8-14	 15%	▲
8	276	Pacific-slope Flycatcher	California	Apr 22-30	 15%	●
9	276	Pacific-slope Flycatcher	Oregon	Jul 1-7	 15%	▲
10	276	Pacific-slope Flycatcher	California	Jun 8-14	 14%	●
1	453	<b>Cordilleran Flycatcher</b>	<b>Colorado</b>	<b>Jun 15-21</b>	 13%	▲
2	453	Cordilleran Flycatcher	Colorado	Jul 8-14	 12%	▲
3	453	Cordilleran Flycatcher	Colorado	Jul 15-21	 12%	▲
4	453	Cordilleran Flycatcher	Colorado	Jul 1-7	 12%	▲
5	453	Cordilleran Flycatcher	Colorado	Jul 22-31	 12%	▲
6	453	Cordilleran Flycatcher	Colorado	Jun 22-30	 11%	▲
7	453	Cordilleran Flycatcher	Colorado	Jun 8-14	 10%	▲
8	453	Cordilleran Flycatcher	New Mexico	Jul 15-21	 9%	▲
9	453	Cordilleran Flycatcher	New Mexico	Jun 8-14	 9%	▲
10	453	Cordilleran Flycatcher	New Mexico	Jul 1-7	 9%	▲
1	635	<b>Buff-breasted Flycatcher</b>	<b>Arizona</b>	<b>Aug 1-7</b>	 1%	▲
2	635	Buff-breasted Flycatcher	Arizona	May 22-31	 1%	▲
3	635	Buff-breasted Flycatcher	Arizona	Apr 22-30	 1%	●
4	635	Buff-breasted Flycatcher	Arizona	May 15-21	 1%	▲
5	635	Buff-breasted Flycatcher	Arizona	May 1-7	 1%	▲
6	635	Buff-breasted Flycatcher	Arizona	May 8-14	 1%	▲
7	635	Buff-breasted Flycatcher	Arizona	Jun 22-30	 1%	▲
8	635	Buff-breasted Flycatcher	Arizona	Jul 15-21	 1%	▲
9	635	Buff-breasted Flycatcher	Arizona	Jun 1-7	 1%	▲
10	635	Buff-breasted Flycatcher	Arizona	Jul 22-31	 1%	▲
1	82	<b>Black Phoebe</b>	<b>California</b>	<b>Nov 22-30</b>	 49%	●
2	82	Black Phoebe	California	Dec 1-7	 49%	●
3	82	Black Phoebe	California	Dec 15-21	 49%	●
4	82	Black Phoebe	California	Dec 8-14	 49%	●
5	82	Black Phoebe	California	Nov 8-14	 48%	●
6	82	Black Phoebe	California	Nov 15-21	 48%	●
7	82	Black Phoebe	California	Dec 22-31	 48%	●
8	82	Black Phoebe	California	Nov 1-7	 47%	●
9	82	Black Phoebe	California	Oct 22-31	 47%	●
10	82	Black Phoebe	California	Oct 15-21	 46%	●
1	42	<b>Eastern Phoebe</b>	<b>Louisiana</b>	<b>Dec 15-21</b>	 53%	▲
2	42	Eastern Phoebe	Louisiana	Nov 1-7	 49%	▲
3	42	Eastern Phoebe	Louisiana	Dec 8-14	 49%	▲























2015 Impatient Birder's Guide (USA Lower 48)

Species Top 10s

Row	Rank	Species	State	Date	% of Checklists	Quality
4	42	Eastern Phoebe	Louisiana	Dec 22-31	 48%	▲
5	42	Eastern Phoebe	Louisiana	Nov 8-14	 47%	▲
6	42	Eastern Phoebe	Louisiana	Feb 1-7	 47%	▲
7	42	Eastern Phoebe	Louisiana	Jan 8-14	 47%	▲
8	42	Eastern Phoebe	Louisiana	Nov 15-21	 47%	▲
9	42	Eastern Phoebe	Louisiana	Jan 15-21	 47%	▲
10	42	Eastern Phoebe	Louisiana	Jan 22-31	 46%	▲
1	170	<b>Say's Phoebe</b>	<b>New Mexico</b>	<b>Apr 1-7</b>	 <b>25%</b>	▲
2	170	Say's Phoebe	New Mexico	Apr 8-14	 25%	▲
3	170	Say's Phoebe	Arizona	Dec 15-21	 25%	▲
4	170	Say's Phoebe	New Mexico	Mar 22-31	 24%	▲
5	170	Say's Phoebe	Arizona	Nov 22-30	 24%	▲
6	170	Say's Phoebe	Arizona	Dec 8-14	 23%	▲
7	170	Say's Phoebe	Arizona	Dec 22-31	 23%	▲
8	170	Say's Phoebe	New Mexico	Apr 15-21	 23%	▲
9	170	Say's Phoebe	Arizona	Nov 15-21	 23%	▲
10	170	Say's Phoebe	Arizona	Dec 1-7	 23%	▲
1	322	<b>Vermilion Flycatcher</b>	<b>Arizona</b>	<b>Mar 15-21</b>	 <b>16%</b>	▲
2	322	Vermilion Flycatcher	Arizona	Mar 22-31	 15%	▲
3	322	Vermilion Flycatcher	Arizona	Mar 8-14	 15%	▲
4	322	Vermilion Flycatcher	Arizona	Apr 1-7	 14%	▲
5	322	Vermilion Flycatcher	Arizona	Dec 8-14	 13%	▲
6	322	Vermilion Flycatcher	Arizona	Apr 8-14	 13%	▲
7	322	Vermilion Flycatcher	Arizona	Nov 22-30	 12%	▲
8	322	Vermilion Flycatcher	Arizona	Dec 1-7	 12%	▲
9	322	Vermilion Flycatcher	Arizona	Mar 1-7	 12%	▲
10	322	Vermilion Flycatcher	Arizona	Apr 15-21	 12%	▲
1	504	<b>Dusky-capped Flycatcher</b>	<b>Arizona</b>	<b>Jun 1-7</b>	 <b>9%</b>	▲
2	504	Dusky-capped Flycatcher	Arizona	May 22-31	 8%	▲
3	504	Dusky-capped Flycatcher	Arizona	May 1-7	 8%	▲
4	504	Dusky-capped Flycatcher	Arizona	Jul 15-21	 8%	▲
5	504	Dusky-capped Flycatcher	Arizona	Jul 22-31	 8%	▲
6	504	Dusky-capped Flycatcher	Arizona	Apr 22-30	 8%	●
7	504	Dusky-capped Flycatcher	Arizona	May 15-21	 8%	▲
8	504	Dusky-capped Flycatcher	Arizona	Jul 1-7	 8%	▲
9	504	Dusky-capped Flycatcher	Arizona	Jun 15-21	 8%	▲
10	504	Dusky-capped Flycatcher	Arizona	May 8-14	 8%	▲
1	259	<b>Ash-throated Flycatcher</b>	<b>New Mexico</b>	<b>Jun 8-14</b>	 <b>23%</b>	▲
2	259	Ash-throated Flycatcher	New Mexico	Jun 1-7	 23%	▲
3	259	Ash-throated Flycatcher	New Mexico	May 22-31	 23%	▲
4	259	Ash-throated Flycatcher	New Mexico	May 8-14	 22%	▲
5	259	Ash-throated Flycatcher	New Mexico	May 15-21	 22%	▲
6	259	Ash-throated Flycatcher	New Mexico	Jun 22-30	 20%	▲

2015 Impatient Birder's Guide (USA Lower 48)

Species Top 10s

Row	Rank	Species	State	Date	% of Checklists	Quality
7	259	Ash-throated Flycatcher	New Mexico	Jul 8-14	 20%	▲
8	259	Ash-throated Flycatcher	New Mexico	Jun 15-21	 20%	▲
9	259	Ash-throated Flycatcher	Arizona	May 8-14	 19%	▲
10	259	Ash-throated Flycatcher	Arizona	Jun 22-30	 19%	▲
1	700	<b>Nutting's Flycatcher</b>	<b>Arizona</b>	<b>Dec 15-21</b>	<b>0%</b>	▲
2	700	Nutting's Flycatcher	Arizona	Dec 22-31	0%	▲
3	700	Nutting's Flycatcher	Arizona	Jan 1-7	0%	▲
4	700	Nutting's Flycatcher	Arizona	Jan 22-31	0%	▲
5	700	Nutting's Flycatcher	Arizona	Jan 15-21	0%	▲
6	700	Nutting's Flycatcher	Arizona	Jan 8-14	0%	▲
7	700	Nutting's Flycatcher	Arizona	Feb 1-7	0%	▲
8	700	Nutting's Flycatcher	Arizona	Dec 1-7	0%	▲
9	700	Nutting's Flycatcher	Arizona	Feb 22-28	0%	▲
10	700	Nutting's Flycatcher	Arizona	Mar 8-14	0%	▲
1	86	<b>Great Crested Flycatcher</b>	<b>Louisiana</b>	<b>Jun 1-7</b>	<b>45%</b>	▲
2	86	Great Crested Flycatcher	Louisiana	May 15-21	 40%	▲
3	86	Great Crested Flycatcher	Mississippi	May 1-7	 39%	◆
4	86	Great Crested Flycatcher	Louisiana	May 8-14	 39%	▲
5	86	Great Crested Flycatcher	Louisiana	May 1-7	 39%	▲
6	86	Great Crested Flycatcher	Georgia	Apr 22-30	 37%	▲
7	86	Great Crested Flycatcher	Mississippi	May 8-14	 37%	◆
8	86	Great Crested Flycatcher	Louisiana	Jun 8-14	 37%	▲
9	86	Great Crested Flycatcher	Louisiana	May 22-31	 37%	▲
10	86	Great Crested Flycatcher	Alabama	Apr 22-30	 36%	▲
1	431	<b>Brown-crested Flycatcher</b>	<b>Arizona</b>	<b>Jul 1-7</b>	<b>15%</b>	▲
2	431	Brown-crested Flycatcher	Arizona	Jul 8-14	 13%	▲
3	431	Brown-crested Flycatcher	Arizona	Jul 15-21	 13%	▲
4	431	Brown-crested Flycatcher	Arizona	May 22-31	 12%	▲
5	431	Brown-crested Flycatcher	Arizona	May 8-14	 12%	▲
6	431	Brown-crested Flycatcher	Arizona	Jun 22-30	 12%	▲
7	431	Brown-crested Flycatcher	Arizona	Jun 15-21	 11%	▲
8	431	Brown-crested Flycatcher	Arizona	May 15-21	 11%	▲
9	431	Brown-crested Flycatcher	Arizona	Jun 1-7	 11%	▲
10	431	Brown-crested Flycatcher	Arizona	Jun 8-14	 11%	▲
1	706	<b>La Sagra's Flycatcher</b>	<b>Florida</b>	<b>Mar 1-7</b>	<b>0%</b>	●
2	706	La Sagra's Flycatcher	Florida	Feb 1-7	0%	●
3	706	La Sagra's Flycatcher	Florida	Feb 8-14	0%	●
4	706	La Sagra's Flycatcher	Florida	Jan 22-31	0%	●
5	706	La Sagra's Flycatcher	Florida	Jan 15-21	0%	●
6	706	La Sagra's Flycatcher	Florida	Jan 8-14	0%	●
7	706	La Sagra's Flycatcher	Florida	Apr 15-21	0%	●
8	706	La Sagra's Flycatcher	Florida	Dec 15-21	0%	▲
9	706	La Sagra's Flycatcher	Florida	Mar 22-31	0%	●

2015 Impatient Birder's Guide (USA Lower 48)

Species Top 10s

Row	Rank	Species	State	Date	% of Checklists	Quality
10	706	La Sagra's Flycatcher	Florida	Feb 22-28	0%	●
1	368	<b>Great Kiskadee</b>	<b>Texas</b>	<b>Nov 8-14</b>	16%	●
2	368	Great Kiskadee	Texas	Nov 1-7	11%	●
3	368	Great Kiskadee	Texas	Jan 22-31	9%	●
4	368	Great Kiskadee	Texas	Feb 22-28	9%	●
5	368	Great Kiskadee	Texas	Jan 15-21	8%	●
6	368	Great Kiskadee	Texas	Dec 22-31	8%	●
7	368	Great Kiskadee	Texas	Mar 1-7	8%	●
8	368	Great Kiskadee	Texas	Mar 8-14	8%	●
9	368	Great Kiskadee	Texas	Feb 1-7	8%	●
10	368	Great Kiskadee	Texas	Feb 8-14	8%	●
1	836	<b>Social Flycatcher</b>	<b>Texas</b>	<b>Jan 1-7</b>	0%	●
2	836	Social Flycatcher	Texas	Jan 8-14	0%	●
1	575	<b>Sulphur-bellied Flycatcher</b>	<b>Arizona</b>	<b>Aug 1-7</b>	6%	▲
2	575	Sulphur-bellied Flycatcher	Arizona	Aug 8-14	6%	▲
3	575	Sulphur-bellied Flycatcher	Arizona	Jul 22-31	6%	▲
4	575	Sulphur-bellied Flycatcher	Arizona	Jul 15-21	5%	▲
5	575	Sulphur-bellied Flycatcher	Arizona	Aug 15-21	5%	▲
6	575	Sulphur-bellied Flycatcher	Arizona	Jul 1-7	4%	▲
7	575	Sulphur-bellied Flycatcher	Arizona	Jul 8-14	4%	▲
8	575	Sulphur-bellied Flycatcher	Arizona	May 22-31	4%	▲
9	575	Sulphur-bellied Flycatcher	Arizona	Jun 1-7	4%	▲
10	575	Sulphur-bellied Flycatcher	Arizona	Jun 8-14	3%	▲
1	777	<b>Piratic Flycatcher</b>	<b>New Mexico</b>	<b>Sep 15-21</b>	1%	▲
2	777	Piratic Flycatcher	New Mexico	Sep 22-30	0%	▲
3	777	Piratic Flycatcher	Texas	Sep 22-30	0%	●
4	777	Piratic Flycatcher	Texas	Mar 22-31	0%	●
5	777	Piratic Flycatcher	Florida	Mar 15-21	0%	●
6	777	Piratic Flycatcher	New Mexico	Sep 8-14	0%	▲
7	777	Piratic Flycatcher	Texas	May 1-7	0%	●
8	777	Piratic Flycatcher	Texas	Mar 15-21	0%	●
1	860	<b>Variegated Flycatcher</b>	<b>Tennessee</b>	<b>May 8-14</b>	0%	▲
2	860	Variegated Flycatcher	Maine	Nov 8-14	0%	▲
3	860	Variegated Flycatcher	Maine	Nov 1-7	0%	▲
4	860	Variegated Flycatcher	Florida	Jun 1-7	0%	▲
5	860	Variegated Flycatcher	Washington	Sep 1-7	0%	▲
1	892	<b>Crowned Slaty Flycatcher</b>	<b>Louisiana</b>	<b>Jun 1-7</b>	0%	▲
1	486	<b>Tropical Kingbird</b>	<b>Arizona</b>	<b>Aug 15-21</b>	4%	▲
2	486	Tropical Kingbird	Arizona	Aug 22-31	4%	▲
3	486	Tropical Kingbird	Texas	Nov 8-14	4%	●
4	486	Tropical Kingbird	Arizona	Sep 1-7	4%	▲
5	486	Tropical Kingbird	Arizona	Jul 8-14	3%	▲
6	486	Tropical Kingbird	Arizona	Aug 8-14	3%	▲



2015 Impatient Birder's Guide (USA Lower 48)

Species Top 10s

Row	Rank	Species	State	Date	% of Checklists	Quality
7	486	Tropical Kingbird	Arizona	Jul 1-7	3%	▲
8	486	Tropical Kingbird	Arizona	Jul 22-31	3%	▲
9	486	Tropical Kingbird	Arizona	Jul 15-21	3%	▲
10	486	Tropical Kingbird	Arizona	Jun 22-30	3%	▲
<b>1</b>	<b>414</b>	<b>Couch's Kingbird</b>	<b>Texas</b>	<b>Sep 22-30</b>	<b>7%</b>	●
2	414	Couch's Kingbird	Texas	Mar 22-31	7%	●
3	414	Couch's Kingbird	Texas	Nov 8-14	6%	●
4	414	Couch's Kingbird	Texas	Apr 1-7	6%	●
5	414	Couch's Kingbird	Texas	Apr 15-21	6%	●
6	414	Couch's Kingbird	Texas	Mar 15-21	6%	●
7	414	Couch's Kingbird	Texas	Apr 8-14	6%	●
8	414	Couch's Kingbird	Texas	Sep 15-21	6%	▲
9	414	Couch's Kingbird	Texas	Apr 22-30	5%	●
10	414	Couch's Kingbird	Texas	Nov 1-7	5%	●
<b>1</b>	<b>305</b>	<b>Cassin's Kingbird</b>	<b>New Mexico</b>	<b>Jun 8-14</b>	<b>14%</b>	▲
2	305	Cassin's Kingbird	Arizona	Jul 22-31	14%	▲
3	305	Cassin's Kingbird	Arizona	Jul 1-7	13%	▲
4	305	Cassin's Kingbird	Arizona	Aug 1-7	13%	▲
5	305	Cassin's Kingbird	Arizona	Jul 15-21	13%	▲
6	305	Cassin's Kingbird	New Mexico	Jun 22-30	13%	▲
7	305	Cassin's Kingbird	Arizona	Jun 22-30	13%	▲
8	305	Cassin's Kingbird	New Mexico	Jun 1-7	12%	▲
9	305	Cassin's Kingbird	Arizona	May 15-21	12%	▲
10	305	Cassin's Kingbird	Arizona	Jun 15-21	12%	▲
<b>1</b>	<b>620</b>	<b>Thick-billed Kingbird</b>	<b>Arizona</b>	<b>Aug 1-7</b>	<b>2%</b>	▲
2	620	Thick-billed Kingbird	Nevada	Nov 8-14	2%	◆
3	620	Thick-billed Kingbird	Arizona	Jul 22-31	2%	▲
4	620	Thick-billed Kingbird	Arizona	Aug 15-21	2%	▲
5	620	Thick-billed Kingbird	Arizona	Jul 8-14	1%	▲
6	620	Thick-billed Kingbird	Arizona	May 22-31	1%	▲
7	620	Thick-billed Kingbird	Arizona	Jul 15-21	1%	▲
8	620	Thick-billed Kingbird	Arizona	May 15-21	1%	▲
9	620	Thick-billed Kingbird	Arizona	May 8-14	1%	▲
10	620	Thick-billed Kingbird	Arizona	Jul 1-7	1%	▲
<b>1</b>	<b>161</b>	<b>Western Kingbird</b>	<b>Nebraska</b>	<b>Jul 15-21</b>	<b>42%</b>	▲
2	161	Western Kingbird	Nebraska	Jul 22-31	39%	▲
3	161	Western Kingbird	Nebraska	Aug 8-14	36%	◆
4	161	Western Kingbird	Nebraska	Aug 1-7	34%	◆
5	161	Western Kingbird	Nevada	May 8-14	33%	▲
6	161	Western Kingbird	New Mexico	May 15-21	32%	▲
7	161	Western Kingbird	Nebraska	Jul 8-14	31%	▲
8	161	Western Kingbird	Utah	May 15-21	31%	▲
9	161	Western Kingbird	Nebraska	May 22-31	31%	▲
















2015 Impatient Birder's Guide (USA Lower 48)

Species Top 10s

Row	Rank	Species	State	Date	% of Checklists	Quality
10	161	Western Kingbird	Nebraska	Jun 1-7	31%	▲
1	77	<b>Eastern Kingbird</b>	<b>Nebraska</b>	<b>Aug 8-14</b>	<b>57%</b>	◆
2	77	Eastern Kingbird	Nebraska	Aug 1-7	51%	◆
3	77	Eastern Kingbird	Nebraska	Jul 22-31	51%	▲
4	77	Eastern Kingbird	Nebraska	Jul 15-21	50%	▲
5	77	Eastern Kingbird	Nebraska	Jul 8-14	48%	▲
6	77	Eastern Kingbird	Nebraska	Aug 15-21	47%	◆
7	77	Eastern Kingbird	Louisiana	Jul 1-7	46%	▲
8	77	Eastern Kingbird	Louisiana	Jun 15-21	45%	▲
9	77	Eastern Kingbird	Nebraska	May 22-31	44%	▲
10	77	Eastern Kingbird	Louisiana	Jul 8-14	43%	▲
1	512	<b>Gray Kingbird</b>	<b>Florida</b>	<b>Apr 22-30</b>	<b>7%</b>	●
2	512	Gray Kingbird	Florida	May 1-7	6%	▲
3	512	Gray Kingbird	Florida	Aug 1-7	5%	▲
4	512	Gray Kingbird	Florida	Apr 15-21	4%	●
5	512	Gray Kingbird	Florida	Aug 8-14	4%	▲
6	512	Gray Kingbird	Florida	May 8-14	4%	▲
7	512	Gray Kingbird	Florida	Aug 15-21	4%	▲
8	512	Gray Kingbird	Florida	Jun 22-30	4%	▲
9	512	Gray Kingbird	Florida	Jun 8-14	4%	▲
10	512	Gray Kingbird	Florida	Jul 8-14	4%	▲
1	819	<b>Loggerhead Kingbird</b>	<b>Florida</b>	<b>Apr 22-30</b>	<b>0%</b>	●
2	819	Loggerhead Kingbird	Florida	May 15-21	0%	▲
3	819	Loggerhead Kingbird	Florida	Mar 8-14	0%	●
4	819	Loggerhead Kingbird	Florida	Apr 8-14	0%	●
5	819	Loggerhead Kingbird	Florida	Mar 15-21	0%	●
6	819	Loggerhead Kingbird	Florida	Apr 15-21	0%	●
1	235	<b>Scissor-tailed Flycatcher</b>	<b>Oklahoma</b>	<b>Jul 1-7</b>	<b>37%</b>	◆
2	235	Scissor-tailed Flycatcher	Oklahoma	May 1-7	35%	▲
3	235	Scissor-tailed Flycatcher	Oklahoma	Jul 8-14	34%	◆
4	235	Scissor-tailed Flycatcher	Oklahoma	Jun 22-30	34%	▲
5	235	Scissor-tailed Flycatcher	Oklahoma	May 8-14	33%	▲
6	235	Scissor-tailed Flycatcher	Oklahoma	Jul 15-21	33%	◆
7	235	Scissor-tailed Flycatcher	Oklahoma	Apr 22-30	33%	▲
8	235	Scissor-tailed Flycatcher	Oklahoma	May 15-21	33%	▲
9	235	Scissor-tailed Flycatcher	Oklahoma	Jun 8-14	32%	▲
10	235	Scissor-tailed Flycatcher	Oklahoma	Apr 15-21	31%	▲
1	631	<b>Fork-tailed Flycatcher</b>	<b>Connecticut</b>	<b>Dec 1-7</b>	<b>4%</b>	▲
2	631	Fork-tailed Flycatcher	Connecticut	Nov 15-21	2%	▲
3	631	Fork-tailed Flycatcher	Connecticut	Nov 22-30	1%	▲
4	631	Fork-tailed Flycatcher	Louisiana	Apr 15-21	1%	▲
5	631	Fork-tailed Flycatcher	Connecticut	Dec 8-14	1%	▲
6	631	Fork-tailed Flycatcher	Massachusetts	May 8-14	1%	●

2015 Impatient Birder's Guide (USA Lower 48)

Species Top 10s

Row	Rank	Species	State	Date	% of Checklists	Quality
7	631	Fork-tailed Flycatcher	Louisiana	Apr 8-14	1%	▲
8	631	Fork-tailed Flycatcher	Iowa	Nov 22-30	0%	◆
9	631	Fork-tailed Flycatcher	Florida	Jul 15-21	0%	▲
10	631	Fork-tailed Flycatcher	Texas	Dec 15-21	0%	●
1	822	<b>Masked Tityra</b>	<b>Texas</b>	<b>Feb 22-28</b>	<b>0%</b>	●
2	822	Masked Tityra	Texas	Mar 1-7	0%	●
3	822	Masked Tityra	Texas	Feb 15-21	0%	●
1	875	<b>Gray-collared Becard</b>	<b>Arizona</b>	<b>Jun 1-7</b>	<b>0%</b>	▲
1	670	<b>Rose-throated Becard</b>	<b>Texas</b>	<b>Nov 15-21</b>	<b>0%</b>	●
2	670	Rose-throated Becard	Arizona	Jun 15-21	0%	▲
3	670	Rose-throated Becard	Arizona	Jul 8-14	0%	▲
4	670	Rose-throated Becard	Arizona	Jul 15-21	0%	▲
5	670	Rose-throated Becard	Texas	Jan 15-21	0%	●
6	670	Rose-throated Becard	Arizona	Jul 1-7	0%	▲
7	670	Rose-throated Becard	Arizona	Aug 1-7	0%	▲
8	670	Rose-throated Becard	Texas	Nov 8-14	0%	●
9	670	Rose-throated Becard	Texas	Jan 22-31	0%	●
10	670	Rose-throated Becard	Arizona	Jul 22-31	0%	▲
1	744	<b>Brown Shrike</b>	<b>California</b>	<b>May 22-31</b>	<b>0%</b>	●
2	744	Brown Shrike	California	Apr 1-7	0%	●
3	744	Brown Shrike	California	Jan 8-14	0%	●
4	744	Brown Shrike	California	Jan 15-21	0%	●
5	744	Brown Shrike	California	Dec 1-7	0%	●
6	744	Brown Shrike	California	Dec 8-14	0%	●
7	744	Brown Shrike	California	Dec 22-31	0%	●
8	744	Brown Shrike	California	Jan 1-7	0%	●
9	744	Brown Shrike	California	Feb 1-7	0%	●
10	744	Brown Shrike	California	Dec 15-21	0%	●
1	143	<b>Loggerhead Shrike</b>	<b>Louisiana</b>	<b>Dec 15-21</b>	 33%	▲
2	143	Loggerhead Shrike	Louisiana	Jul 8-14	 30%	▲
3	143	Loggerhead Shrike	Louisiana	Dec 22-31	 30%	▲
4	143	Loggerhead Shrike	Louisiana	Oct 22-31	 29%	▲
5	143	Loggerhead Shrike	Louisiana	Jan 22-31	 29%	▲
6	143	Loggerhead Shrike	Louisiana	Feb 1-7	 28%	▲
7	143	Loggerhead Shrike	Louisiana	Jan 1-7	 28%	▲
8	143	Loggerhead Shrike	Louisiana	Jun 22-30	 28%	▲
9	143	Loggerhead Shrike	Louisiana	Jul 1-7	 28%	▲
10	143	Loggerhead Shrike	Louisiana	Jan 15-21	 28%	▲
1	376	<b>Northern Shrike</b>	<b>North Dakota</b>	<b>Dec 15-21</b>	 15%	◆
2	376	Northern Shrike	North Dakota	Dec 1-7	 15%	◆
3	376	Northern Shrike	North Dakota	Jan 22-31	 11%	◆
4	376	Northern Shrike	North Dakota	Jan 15-21	 11%	◆
5	376	Northern Shrike	North Dakota	Dec 22-31	 10%	◆

2015 Impatient Birder's Guide (USA Lower 48)

Species Top 10s

Row	Rank	Species	State	Date	% of Checklists	Quality
6	376	Northern Shrike	North Dakota	Nov 22-30	10%	◆
7	376	Northern Shrike	North Dakota	Dec 8-14	10%	◆
8	376	Northern Shrike	North Dakota	Nov 15-21	9%	◆
9	376	Northern Shrike	North Dakota	Jan 1-7	7%	◆
10	376	Northern Shrike	North Dakota	Jan 8-14	7%	◆
<b>1</b>	<b>115</b>	<b>White-eyed Vireo</b>	<b>Louisiana</b>	<b>Jun 1-7</b>	<b>43%</b>	▲
2	115	White-eyed Vireo	Louisiana	Jun 8-14	41%	▲
3	115	White-eyed Vireo	Louisiana	Jun 22-30	40%	▲
4	115	White-eyed Vireo	Louisiana	Jul 1-7	40%	▲
5	115	White-eyed Vireo	Louisiana	Jun 15-21	39%	▲
6	115	White-eyed Vireo	Louisiana	Jul 8-14	38%	▲
7	115	White-eyed Vireo	Arkansas	May 8-14	37%	▲
8	115	White-eyed Vireo	Louisiana	Apr 8-14	36%	▲
9	115	White-eyed Vireo	Arkansas	Apr 15-21	36%	▲
10	115	White-eyed Vireo	Mississippi	Apr 8-14	35%	◆
<b>1</b>	<b>758</b>	<b>Thick-billed Vireo</b>	<b>Florida</b>	<b>Oct 22-31</b>	<b>0%</b>	▲
2	758	Thick-billed Vireo	Florida	Sep 15-21	0%	▲
3	758	Thick-billed Vireo	Florida	Apr 8-14	0%	●
4	758	Thick-billed Vireo	Florida	Mar 8-14	0%	●
5	758	Thick-billed Vireo	Florida	Aug 8-14	0%	▲
6	758	Thick-billed Vireo	Florida	Mar 1-7	0%	●
7	758	Thick-billed Vireo	Florida	Mar 22-31	0%	●
8	758	Thick-billed Vireo	Florida	Apr 15-21	0%	●
9	758	Thick-billed Vireo	Florida	Aug 1-7	0%	▲
10	758	Thick-billed Vireo	Florida	May 1-7	0%	▲
<b>1</b>	<b>358</b>	<b>Bell's Vireo</b>	<b>Nebraska</b>	<b>Jun 1-7</b>	<b>16%</b>	▲
2	358	Bell's Vireo	Nebraska	Jul 8-14	14%	▲
3	358	Bell's Vireo	Nebraska	Jun 15-21	13%	▲
4	358	Bell's Vireo	Arizona	Jul 8-14	13%	▲
5	358	Bell's Vireo	Arizona	Apr 8-14	13%	▲
6	358	Bell's Vireo	Arizona	Jul 1-7	13%	▲
7	358	Bell's Vireo	Arizona	Apr 1-7	12%	▲
8	358	Bell's Vireo	Arizona	Apr 15-21	12%	▲
9	358	Bell's Vireo	Arizona	May 8-14	12%	▲
10	358	Bell's Vireo	Arizona	May 22-31	12%	▲
<b>1</b>	<b>586</b>	<b>Black-capped Vireo</b>	<b>Oklahoma</b>	<b>Jun 8-14</b>	<b>6%</b>	▲
2	586	Black-capped Vireo	Oklahoma	May 15-21	6%	▲
3	586	Black-capped Vireo	Oklahoma	Jun 22-30	5%	▲
4	586	Black-capped Vireo	Oklahoma	Jun 15-21	5%	◆
5	586	Black-capped Vireo	Oklahoma	May 22-31	4%	▲
6	586	Black-capped Vireo	Oklahoma	Jun 1-7	4%	▲
7	586	Black-capped Vireo	Oklahoma	May 8-14	4%	▲
8	586	Black-capped Vireo	Oklahoma	Jul 1-7	3%	◆












































2015 Impatient Birder's Guide (USA Lower 48)

Species Top 10s

Row	Rank	Species	State	Date	% of Checklists	Quality
9	586	Black-capped Vireo	Oklahoma	Jul 8-14	3%	◆
10	586	Black-capped Vireo	Oklahoma	Jul 15-21	2%	◆
1	596	<b>Gray Vireo</b>	<b>Utah</b>	<b>Jun 1-7</b>	<b>2%</b>	▲
2	596	Gray Vireo	Utah	Jun 8-14	1%	▲
3	596	Gray Vireo	Utah	May 22-31	1%	▲
4	596	Gray Vireo	Utah	May 1-7	1%	▲
5	596	Gray Vireo	New Mexico	Jul 8-14	1%	▲
6	596	Gray Vireo	Utah	May 15-21	1%	▲
7	596	Gray Vireo	Nevada	Jun 1-7	1%	◆
8	596	Gray Vireo	Utah	Jun 15-21	1%	▲
9	596	Gray Vireo	Utah	Jun 22-30	1%	▲
10	596	Gray Vireo	Nevada	Jul 22-31	1%	◆
1	208	<b>Yellow-throated Vireo</b>	<b>West Virginia</b>	<b>May 1-7</b>	<b>17%</b>	▲
2	208	Yellow-throated Vireo	Mississippi	May 1-7	17%	◆
3	208	Yellow-throated Vireo	Louisiana	Jun 1-7	16%	▲
4	208	Yellow-throated Vireo	Tennessee	Apr 22-30	16%	▲
5	208	Yellow-throated Vireo	Indiana	May 8-14	16%	▲
6	208	Yellow-throated Vireo	Kentucky	Jun 1-7	16%	▲
7	208	Yellow-throated Vireo	Louisiana	Jun 15-21	15%	▲
8	208	Yellow-throated Vireo	Kentucky	Apr 22-30	15%	▲
9	208	Yellow-throated Vireo	Louisiana	Jun 8-14	15%	▲
10	208	Yellow-throated Vireo	Indiana	May 1-7	15%	▲
1	402	<b>Plumbeous Vireo</b>	<b>New Mexico</b>	<b>Jun 15-21</b>	<b>12%</b>	▲
2	402	Plumbeous Vireo	Arizona	May 15-21	11%	▲
3	402	Plumbeous Vireo	Arizona	May 1-7	11%	▲
4	402	Plumbeous Vireo	New Mexico	May 15-21	11%	▲
5	402	Plumbeous Vireo	New Mexico	May 8-14	11%	▲
6	402	Plumbeous Vireo	New Mexico	Jun 1-7	11%	▲
7	402	Plumbeous Vireo	Arizona	Jun 1-7	11%	▲
8	402	Plumbeous Vireo	Arizona	May 22-31	11%	▲
9	402	Plumbeous Vireo	Arizona	May 8-14	10%	▲
10	402	Plumbeous Vireo	New Mexico	Jun 8-14	10%	▲
1	384	<b>Cassin's Vireo</b>	<b>Washington</b>	<b>Jun 8-14</b>	<b>6%</b>	▲
2	384	Cassin's Vireo	Oregon	May 1-7	6%	▲
3	384	Cassin's Vireo	Washington	Jun 15-21	6%	▲
4	384	Cassin's Vireo	Idaho	Jul 8-14	5%	▲
5	384	Cassin's Vireo	California	May 1-7	5%	●
6	384	Cassin's Vireo	California	May 8-14	5%	●
7	384	Cassin's Vireo	Idaho	Jun 15-21	5%	▲
8	384	Cassin's Vireo	Idaho	May 15-21	5%	▲
9	384	Cassin's Vireo	Montana	Jul 1-7	5%	▲
10	384	Cassin's Vireo	Oregon	Jun 1-7	5%	▲
1	189	<b>Blue-headed Vireo</b>	<b>New Hampshire</b>	<b>Jun 15-21</b>	<b>20%</b>	▲

2015 Impatient Birder's Guide (USA Lower 48)







Species Top 10s

Row	Rank	Species	State	Date	% of Checklists	Quality
2	189	Blue-headed Vireo	Louisiana	Dec 22-31	 18%	▲
3	189	Blue-headed Vireo	Louisiana	Dec 15-21	 18%	▲
4	189	Blue-headed Vireo	Maine	May 8-14	 17%	▲
5	189	Blue-headed Vireo	Maine	May 1-7	 17%	▲
6	189	Blue-headed Vireo	West Virginia	Jun 1-7	 17%	▲
7	189	Blue-headed Vireo	West Virginia	Apr 22-30	 17%	▲
8	189	Blue-headed Vireo	West Virginia	May 1-7	 16%	▲
9	189	Blue-headed Vireo	Maine	May 15-21	 16%	▲
10	189	Blue-headed Vireo	New Hampshire	Sep 22-30	 16%	▲
1	275	<b>Hutton's Vireo</b>	<b>California</b>	<b>May 15-21</b>	 <b>8%</b>	●
2	275	Hutton's Vireo	California	Jun 1-7	 8%	●
3	275	Hutton's Vireo	California	May 22-31	 8%	●
4	275	Hutton's Vireo	California	May 8-14	 7%	●
5	275	Hutton's Vireo	California	Sep 8-14	 7%	●
6	275	Hutton's Vireo	California	Sep 15-21	 7%	●
7	275	Hutton's Vireo	California	Apr 22-30	 7%	●
8	275	Hutton's Vireo	Oregon	Apr 15-21	 7%	▲
9	275	Hutton's Vireo	California	Sep 22-30	 7%	●
10	275	Hutton's Vireo	California	Apr 15-21	 7%	●
1	107	<b>Warbling Vireo</b>	<b>Ohio</b>	<b>May 8-14</b>	 <b>32%</b>	●
2	107	Warbling Vireo	Ohio	May 15-21	 31%	●
3	107	Warbling Vireo	Kansas	May 8-14	 30%	▲
4	107	Warbling Vireo	Kansas	May 15-21	 28%	▲
5	107	Warbling Vireo	Indiana	May 8-14	 28%	▲
6	107	Warbling Vireo	Nebraska	May 22-31	 27%	▲
7	107	Warbling Vireo	Nebraska	May 15-21	 27%	▲
8	107	Warbling Vireo	Ohio	May 1-7	 26%	●
9	107	Warbling Vireo	Illinois	May 15-21	 24%	▲
10	107	Warbling Vireo	Illinois	May 22-31	 24%	●
1	390	<b>Philadelphia Vireo</b>	<b>Kentucky</b>	<b>Sep 22-30</b>	 <b>9%</b>	◆
2	390	Philadelphia Vireo	Washington, DC	Sep 15-21	 9%	◆
3	390	Philadelphia Vireo	Kentucky	Sep 15-21	 8%	◆
4	390	Philadelphia Vireo	Iowa	Sep 8-14	 7%	◆
5	390	Philadelphia Vireo	Indiana	Sep 15-21	 7%	▲
6	390	Philadelphia Vireo	Illinois	Sep 15-21	 7%	▲
7	390	Philadelphia Vireo	Arkansas	May 8-14	 7%	▲
8	390	Philadelphia Vireo	Louisiana	Oct 1-7	 6%	▲
9	390	Philadelphia Vireo	North Dakota	Sep 8-14	 6%	◆
10	390	Philadelphia Vireo	Tennessee	Sep 22-30	 6%	▲
1	60	<b>Red-eyed Vireo</b>	<b>Arkansas</b>	<b>Jun 1-7</b>	 <b>66%</b>	▲
2	60	Red-eyed Vireo	Arkansas	May 22-31	 62%	▲
3	60	Red-eyed Vireo	West Virginia	May 22-31	 60%	▲
4	60	Red-eyed Vireo	West Virginia	Jun 1-7	 59%	▲









































2015 Impatient Birder's Guide (USA Lower 48)

Species Top 10s

Row	Rank	Species	State	Date	% of Checklists	Quality
5	60	Red-eyed Vireo	Arkansas	May 15-21	 57%	▲
6	60	Red-eyed Vireo	Arkansas	Jun 8-14	 57%	▲
7	60	Red-eyed Vireo	West Virginia	May 15-21	 56%	▲
8	60	Red-eyed Vireo	West Virginia	Jun 8-14	 54%	▲
9	60	Red-eyed Vireo	West Virginia	May 8-14	 53%	▲
10	60	Red-eyed Vireo	West Virginia	Jun 22-30	 50%	▲
1	671	<b>Yellow-green Vireo</b>	<b>Louisiana</b>	<b>May 15-21</b>	<b>0%</b>	▲
2	671	Yellow-green Vireo	Texas	Jul 1-7	0%	▲
3	671	Yellow-green Vireo	California	Sep 22-30	0%	●
4	671	Yellow-green Vireo	New Mexico	Aug 8-14	0%	▲
5	671	Yellow-green Vireo	California	Oct 1-7	0%	●
6	671	Yellow-green Vireo	Texas	Jun 15-21	0%	▲
7	671	Yellow-green Vireo	Louisiana	May 8-14	0%	▲
8	671	Yellow-green Vireo	California	Oct 8-14	0%	●
9	671	Yellow-green Vireo	California	Oct 15-21	0%	●
10	671	Yellow-green Vireo	Arizona	Jul 8-14	0%	▲
1	617	<b>Black-whiskered Vireo</b>	<b>Florida</b>	<b>Apr 22-30</b>	<b>3%</b>	●
2	617	Black-whiskered Vireo	Florida	May 1-7	2%	▲
3	617	Black-whiskered Vireo	Florida	Apr 15-21	2%	●
4	617	Black-whiskered Vireo	Florida	May 8-14	1%	▲
5	617	Black-whiskered Vireo	Louisiana	Apr 15-21	1%	▲
6	617	Black-whiskered Vireo	Florida	Apr 8-14	1%	●
7	617	Black-whiskered Vireo	Florida	May 22-31	1%	▲
8	617	Black-whiskered Vireo	Alabama	Apr 15-21	1%	▲
9	617	Black-whiskered Vireo	Florida	May 15-21	1%	▲
10	617	Black-whiskered Vireo	Florida	Jun 8-14	1%	▲
1	840	<b>Yucatan Vireo</b>	<b>Texas</b>	<b>May 8-14</b>	<b>0%</b>	●
2	840	Yucatan Vireo	Texas	May 1-7	0%	●
1	434	<b>Gray Jay</b>	<b>Wyoming</b>	<b>Sep 15-21</b>	<b>12%</b>	◆
2	434	Gray Jay	Wyoming	Sep 1-7	9%	◆
3	434	Gray Jay	Wyoming	Aug 22-31	9%	▲
4	434	Gray Jay	Wyoming	Oct 15-21	8%	◆
5	434	Gray Jay	Wyoming	Sep 22-30	8%	◆
6	434	Gray Jay	Wyoming	Sep 8-14	7%	◆
7	434	Gray Jay	Wyoming	Jun 15-21	6%	▲
8	434	Gray Jay	Wyoming	Aug 15-21	6%	◆
9	434	Gray Jay	Wyoming	Aug 1-7	6%	◆
10	434	Gray Jay	Wyoming	Aug 8-14	6%	▲
1	692	<b>Brown Jay</b>	<b>Texas</b>	<b>Feb 22-28</b>	<b>0%</b>	●
2	692	Brown Jay	Texas	Jan 1-7	0%	●
3	692	Brown Jay	Texas	Mar 8-14	0%	●
4	692	Brown Jay	Texas	Jan 8-14	0%	●
5	692	Brown Jay	Texas	Feb 15-21	0%	●

2015 Impatient Birder's Guide (USA Lower 48)

Species Top 10s


































Row	Rank	Species	State	Date	% of Checklists	Quality
6	692	Brown Jay	Texas	Mar 1-7	0%	●
7	692	Brown Jay	Texas	Jan 15-21	0%	●
8	692	Brown Jay	Texas	Jun 1-7	0%	▲
9	692	Brown Jay	Texas	Jul 22-31	0%	▲
10	692	Brown Jay	Texas	Sep 1-7	0%	▲
1	382	<b>Green Jay</b>	<b>Texas</b>	<b>Nov 8-14</b>	 15%	●
2	382	Green Jay	Texas	Nov 1-7	 10%	●
3	382	Green Jay	Texas	Feb 22-28	 8%	●
4	382	Green Jay	Texas	Jan 15-21	 8%	●
5	382	Green Jay	Texas	Feb 1-7	 8%	●
6	382	Green Jay	Texas	Jan 22-31	 8%	●
7	382	Green Jay	Texas	Mar 1-7	 7%	●
8	382	Green Jay	Texas	Mar 8-14	 7%	●
9	382	Green Jay	Texas	Feb 8-14	 7%	●
10	382	Green Jay	Texas	Nov 22-30	 7%	●
1	470	<b>Pinyon Jay</b>	<b>New Mexico</b>	<b>Sep 1-7</b>	 7%	▲
2	470	Pinyon Jay	New Mexico	Sep 8-14	 6%	▲
3	470	Pinyon Jay	New Mexico	Aug 22-31	 6%	▲
4	470	Pinyon Jay	New Mexico	Sep 22-30	 6%	▲
5	470	Pinyon Jay	Nevada	Aug 15-21	 6%	◆
6	470	Pinyon Jay	Nevada	Jun 15-21	 6%	◆
7	470	Pinyon Jay	Nevada	May 22-31	 5%	▲
8	470	Pinyon Jay	Nevada	Jul 8-14	 5%	◆
9	470	Pinyon Jay	Nevada	Sep 22-30	 5%	▲
10	470	Pinyon Jay	Nevada	Jun 22-30	 5%	▲
1	120	<b>Steller's Jay</b>	<b>Oregon</b>	<b>Oct 8-14</b>	 34%	▲
2	120	Steller's Jay	Oregon	Oct 15-21	 33%	▲
3	120	Steller's Jay	Oregon	Oct 1-7	 33%	▲
4	120	Steller's Jay	Oregon	Sep 15-21	 33%	▲
5	120	Steller's Jay	Oregon	Sep 22-30	 30%	▲
6	120	Steller's Jay	Washington	Oct 1-7	 30%	▲
7	120	Steller's Jay	Oregon	Sep 8-14	 30%	▲
8	120	Steller's Jay	Oregon	Sep 1-7	 29%	▲
9	120	Steller's Jay	Oregon	Oct 22-31	 29%	▲
10	120	Steller's Jay	Oregon	Nov 1-7	 29%	▲
1	5	<b>Blue Jay</b>	<b>West Virginia</b>	<b>Oct 1-7</b>	 74%	◆
2	5	Blue Jay	Kentucky	Sep 22-30	 73%	◆
3	5	Blue Jay	West Virginia	Sep 22-30	 73%	▲
4	5	Blue Jay	West Virginia	Oct 8-14	 71%	◆
5	5	Blue Jay	Kentucky	Oct 1-7	 71%	◆
6	5	Blue Jay	Tennessee	Sep 22-30	 70%	▲
7	5	Blue Jay	Tennessee	Oct 1-7	 70%	▲
8	5	Blue Jay	West Virginia	Oct 15-21	 70%	◆

**2015 Impatient Birder's Guide (USA Lower 48)**  
**Species Top 10s**

Row	Rank	Species	State	Date	% of Checklists	Quality
9	5	Blue Jay	Arkansas	Oct 1-7	69%	◆
10	5	Blue Jay	West Virginia	Sep 15-21	69%	◆
1	534	<b>Florida Scrub-Jay</b>	<b>Florida</b>	<b>Jan 22-31</b>	<b>3%</b>	●
2	534	Florida Scrub-Jay	Florida	Jan 15-21	2%	●
3	534	Florida Scrub-Jay	Florida	Dec 22-31	2%	●
4	534	Florida Scrub-Jay	Florida	Mar 22-31	2%	●
5	534	Florida Scrub-Jay	Florida	Feb 1-7	2%	●
6	534	Florida Scrub-Jay	Florida	Mar 8-14	2%	●
7	534	Florida Scrub-Jay	Florida	Feb 22-28	2%	●
8	534	Florida Scrub-Jay	Florida	Mar 15-21	2%	●
9	534	Florida Scrub-Jay	Florida	Jul 1-7	2%	▲
10	534	Florida Scrub-Jay	Florida	Apr 1-7	2%	●
1	666	<b>Island Scrub-Jay</b>	<b>California</b>	<b>Dec 15-21</b>	<b>0%</b>	●
2	666	Island Scrub-Jay	California	Apr 15-21	0%	●
3	666	Island Scrub-Jay	California	Sep 8-14	0%	●
4	666	Island Scrub-Jay	California	Mar 8-14	0%	●
5	666	Island Scrub-Jay	California	Jun 8-14	0%	●
6	666	Island Scrub-Jay	California	Jun 1-7	0%	●
7	666	Island Scrub-Jay	California	Aug 22-31	0%	●
8	666	Island Scrub-Jay	California	Apr 8-14	0%	●
9	666	Island Scrub-Jay	California	May 8-14	0%	●
10	666	Island Scrub-Jay	California	Aug 15-21	0%	●
1	79	<b>Western Scrub-Jay</b>	<b>Oregon</b>	<b>Dec 22-31</b>	<b>38%</b>	▲
2	79	Western Scrub-Jay	Oregon	Oct 8-14	37%	▲
3	79	Western Scrub-Jay	Oregon	Dec 15-21	37%	▲
4	79	Western Scrub-Jay	Oregon	Nov 1-7	36%	▲
5	79	Western Scrub-Jay	Oregon	Oct 1-7	36%	▲
6	79	Western Scrub-Jay	Oregon	Oct 15-21	36%	▲
7	79	Western Scrub-Jay	Oregon	Sep 15-21	36%	▲
8	79	Western Scrub-Jay	Oregon	Feb 1-7	35%	▲
9	79	Western Scrub-Jay	Oregon	Jan 1-7	34%	▲
10	79	Western Scrub-Jay	Oregon	Feb 15-21	34%	▲
1	424	<b>Mexican Jay</b>	<b>Arizona</b>	<b>Aug 1-7</b>	<b>14%</b>	▲
2	424	Mexican Jay	Arizona	Aug 8-14	13%	▲
3	424	Mexican Jay	Arizona	Jul 22-31	12%	▲
4	424	Mexican Jay	Arizona	Jul 15-21	11%	▲
5	424	Mexican Jay	Arizona	May 22-31	11%	▲
6	424	Mexican Jay	Arizona	Aug 15-21	11%	▲
7	424	Mexican Jay	Arizona	Apr 22-30	11%	●
8	424	Mexican Jay	Arizona	May 15-21	11%	▲
9	424	Mexican Jay	Arizona	Jun 1-7	11%	▲
10	424	Mexican Jay	Arizona	Apr 15-21	11%	▲
1	374	<b>Clark's Nutcracker</b>	<b>Wyoming</b>	<b>Aug 15-21</b>	<b>19%</b>	◆

2015 Impatient Birder's Guide (USA Lower 48)

Species Top 10s

Row	Rank	Species	State	Date	% of Checklists	Quality
2	374	Clark's Nutcracker	Wyoming	Sep 15-21	 18%	◆
3	374	Clark's Nutcracker	Wyoming	Sep 1-7	 17%	◆
4	374	Clark's Nutcracker	Wyoming	Sep 8-14	 17%	◆
5	374	Clark's Nutcracker	Wyoming	Aug 22-31	 16%	▲
6	374	Clark's Nutcracker	Montana	Aug 8-14	 16%	▲
7	374	Clark's Nutcracker	Wyoming	Aug 8-14	 16%	▲
8	374	Clark's Nutcracker	Nevada	Aug 15-21	 15%	◆
9	374	Clark's Nutcracker	Wyoming	Sep 22-30	 14%	◆
10	374	Clark's Nutcracker	Wyoming	Jul 8-14	 14%	◆
<b>1</b>	<b>166</b>	<b>Black-billed Magpie</b>	<b>Montana</b>	<b>Dec 15-21</b>	 <b>49%</b>	◆
2	166	Black-billed Magpie	Montana	Nov 8-14	 46%	◆
3	166	Black-billed Magpie	Montana	Oct 8-14	 44%	◆
4	166	Black-billed Magpie	Montana	Oct 15-21	 44%	◆
5	166	Black-billed Magpie	Montana	Jan 1-7	 43%	▲
6	166	Black-billed Magpie	Montana	Oct 22-31	 43%	▲
7	166	Black-billed Magpie	Utah	Nov 1-7	 43%	▲
8	166	Black-billed Magpie	Montana	Nov 22-30	 43%	◆
9	166	Black-billed Magpie	Montana	Feb 15-21	 43%	▲
10	166	Black-billed Magpie	Montana	Dec 8-14	 42%	◆
<b>1</b>	<b>408</b>	<b>Yellow-billed Magpie</b>	<b>California</b>	<b>Jun 1-7</b>	 <b>5%</b>	●
2	408	Yellow-billed Magpie	California	Jan 22-31	 4%	●
3	408	Yellow-billed Magpie	California	Apr 8-14	 4%	●
4	408	Yellow-billed Magpie	California	Feb 1-7	 4%	●
5	408	Yellow-billed Magpie	California	Dec 1-7	 3%	●
6	408	Yellow-billed Magpie	California	Feb 8-14	 3%	●
7	408	Yellow-billed Magpie	California	Jan 15-21	 3%	●
8	408	Yellow-billed Magpie	California	Dec 22-31	 3%	●
9	408	Yellow-billed Magpie	California	Apr 1-7	 3%	●
10	408	Yellow-billed Magpie	California	Apr 22-30	 3%	●
<b>1</b>	<b>786</b>	<b>Eurasian Jackdaw</b>	<b>Massachusetts</b>	<b>Jul 8-14</b>	<b>0%</b>	▲
2	786	Eurasian Jackdaw	Pennsylvania	Jun 1-7	0%	▲
3	786	Eurasian Jackdaw	Pennsylvania	May 22-31	0%	●
4	786	Eurasian Jackdaw	Connecticut	Feb 15-21	0%	▲
5	786	Eurasian Jackdaw	Connecticut	Mar 8-14	0%	▲
6	786	Eurasian Jackdaw	Massachusetts	Oct 15-21	0%	▲
7	786	Eurasian Jackdaw	Massachusetts	Nov 22-30	0%	▲
8	786	Eurasian Jackdaw	Connecticut	Feb 22-28	0%	▲
9	786	Eurasian Jackdaw	Massachusetts	Jan 1-7	0%	▲
10	786	Eurasian Jackdaw	Massachusetts	Sep 22-30	0%	▲
<b>1</b>	<b>3</b>	<b>American Crow</b>	<b>Arkansas</b>	<b>Dec 15-21</b>	 <b>64%</b>	▲
2	3	American Crow	West Virginia	Oct 1-7	 63%	◆
3	3	American Crow	Arkansas	Oct 22-31	 62%	◆
4	3	American Crow	West Virginia	Mar 15-21	 61%	▲

2015 Impatient Birder's Guide (USA Lower 48)

Species Top 10s

Row	Rank	Species	State	Date	% of Checklists	Quality
5	3	American Crow	Tennessee	Nov 1-7	61%	▲
6	3	American Crow	Arkansas	Oct 1-7	60%	◆
7	3	American Crow	West Virginia	Oct 8-14	59%	◆
8	3	American Crow	Arkansas	Nov 1-7	59%	◆
9	3	American Crow	Kentucky	Oct 15-21	59%	◆
10	3	American Crow	Tennessee	Oct 15-21	59%	▲
1	500	<b>Northwestern Crow</b>	<b>Washington</b>	<b>Jul 22-31</b>	<b>6%</b>	▲
2	500	Northwestern Crow	Washington	Aug 1-7	5%	▲
3	500	Northwestern Crow	Washington	Jul 8-14	5%	▲
4	500	Northwestern Crow	Washington	Jul 15-21	5%	▲
5	500	Northwestern Crow	Washington	Aug 8-14	5%	▲
6	500	Northwestern Crow	Washington	Aug 15-21	5%	▲
7	500	Northwestern Crow	Washington	Sep 22-30	4%	▲
8	500	Northwestern Crow	Washington	Sep 8-14	4%	▲
9	500	Northwestern Crow	Washington	Sep 1-7	4%	▲
10	500	Northwestern Crow	Washington	Mar 8-14	4%	▲
1	735	<b>Tamaulipas Crow</b>	<b>Texas</b>	<b>Dec 1-7</b>	<b>0%</b>	▲
2	735	Tamaulipas Crow	Texas	Nov 1-7	0%	●
3	735	Tamaulipas Crow	Texas	Oct 15-21	0%	▲
4	735	Tamaulipas Crow	Texas	Oct 1-7	0%	▲
5	735	Tamaulipas Crow	Texas	Aug 15-21	0%	▲
6	735	Tamaulipas Crow	Texas	Jun 15-21	0%	▲
7	735	Tamaulipas Crow	Texas	Jun 22-30	0%	▲
8	735	Tamaulipas Crow	Texas	Jul 15-21	0%	▲
9	735	Tamaulipas Crow	Texas	Mar 15-21	0%	●
10	735	Tamaulipas Crow	Texas	Mar 22-31	0%	●
1	89	<b>Fish Crow</b>	<b>Washington, DC</b>	<b>Apr 8-14</b>	<b>35%</b>	◆
2	89	Fish Crow	Louisiana	Jul 1-7	34%	▲
3	89	Fish Crow	Washington, DC	Apr 1-7	34%	◆
4	89	Fish Crow	Washington, DC	Mar 15-21	32%	◆
5	89	Fish Crow	Washington, DC	Apr 15-21	32%	◆
6	89	Fish Crow	Louisiana	Jun 15-21	32%	▲
7	89	Fish Crow	Florida	Apr 1-7	32%	●
8	89	Fish Crow	Florida	Mar 22-31	32%	●
9	89	Fish Crow	Florida	Apr 8-14	32%	●
10	89	Fish Crow	Louisiana	Jun 1-7	31%	▲
1	429	<b>Chihuahuan Raven</b>	<b>New Mexico</b>	<b>Apr 15-21</b>	<b>8%</b>	▲
2	429	Chihuahuan Raven	New Mexico	Apr 1-7	8%	▲
3	429	Chihuahuan Raven	New Mexico	Apr 8-14	8%	▲
4	429	Chihuahuan Raven	New Mexico	Oct 8-14	7%	▲
5	429	Chihuahuan Raven	New Mexico	Mar 22-31	7%	▲
6	429	Chihuahuan Raven	New Mexico	May 8-14	7%	▲
7	429	Chihuahuan Raven	New Mexico	Mar 15-21	6%	▲

2015 Impatient Birder's Guide (USA Lower 48)

Species Top 10s

Row	Rank	Species	State	Date	% of Checklists	Quality
8	429	Chihuahuan Raven	New Mexico	May 1-7	6%	▲
9	429	Chihuahuan Raven	New Mexico	May 15-21	6%	▲
10	429	Chihuahuan Raven	New Mexico	Apr 22-30	6%	▲
1	54	<b>Common Raven</b>	<b>Nevada</b>	<b>Oct 15-21</b>	<b>34%</b>	◆
2	54	Common Raven	Nevada	Sep 22-30	34%	▲
3	54	Common Raven	Nevada	Nov 8-14	33%	◆
4	54	Common Raven	Utah	Oct 8-14	33%	▲
5	54	Common Raven	Wyoming	Sep 15-21	33%	◆
6	54	Common Raven	Nevada	Oct 8-14	33%	◆
7	54	Common Raven	Nevada	Dec 1-7	32%	◆
8	54	Common Raven	Nevada	Oct 1-7	32%	◆
9	54	Common Raven	Utah	Oct 1-7	31%	▲
10	54	Common Raven	Nevada	Apr 15-21	31%	◆
1	708	<b>Sky Lark</b>	<b>California</b>	<b>Feb 15-21</b>	<b>0%</b>	●
2	708	Sky Lark	California	Feb 1-7	0%	●
3	708	Sky Lark	California	Jan 1-7	0%	●
4	708	Sky Lark	Washington	Apr 15-21	0%	▲
5	708	Sky Lark	Washington	Apr 1-7	0%	▲
6	708	Sky Lark	Washington	May 22-31	0%	▲
7	708	Sky Lark	Washington	Jun 1-7	0%	▲
8	708	Sky Lark	Washington	Jun 15-21	0%	▲
9	708	Sky Lark	Washington	Jun 22-30	0%	▲
10	708	Sky Lark	Washington	Jul 1-7	0%	▲
1	140	<b>Horned Lark</b>	<b>North Dakota</b>	<b>Jun 8-14</b>	<b>32%</b>	▲
2	140	Horned Lark	North Dakota	Mar 1-7	28%	◆
3	140	Horned Lark	North Dakota	Mar 8-14	28%	◆
4	140	Horned Lark	South Dakota	Mar 1-7	26%	◆
5	140	Horned Lark	North Dakota	Mar 22-31	25%	◆
6	140	Horned Lark	North Dakota	Mar 15-21	25%	◆
7	140	Horned Lark	South Dakota	Feb 22-28	25%	◆
8	140	Horned Lark	Nebraska	Jun 1-7	25%	▲
9	140	Horned Lark	North Dakota	Feb 22-28	24%	◆
10	140	Horned Lark	North Dakota	Jun 1-7	24%	▲
1	137	<b>Purple Martin</b>	<b>Louisiana</b>	<b>Jun 1-7</b>	<b>55%</b>	▲
2	137	Purple Martin	Louisiana	Jun 15-21	54%	▲
3	137	Purple Martin	Louisiana	Jun 8-14	54%	▲
4	137	Purple Martin	Louisiana	Jun 22-30	53%	▲
5	137	Purple Martin	Louisiana	Jul 1-7	50%	▲
6	137	Purple Martin	Louisiana	Jul 8-14	46%	▲
7	137	Purple Martin	Delaware	Jul 22-31	38%	▲
8	137	Purple Martin	Delaware	Jul 15-21	37%	◆
9	137	Purple Martin	Louisiana	May 1-7	36%	▲
10	137	Purple Martin	Delaware	Aug 1-7	35%	◆



2015 Impatient Birder's Guide (USA Lower 48)

Species Top 10s

Row	Rank	Species	State	Date	% of Checklists	Quality
1	811	<b>Brown-chested Massachusettsrtin</b>	<b>Massachusetts</b>	<b>Oct 8-14</b>	0%	▲
2	811	Brown-chested Martin	New Jersey	Nov 8-14	0%	▲
3	811	Brown-chested Martin	New Jersey	Nov 1-7	0%	▲
4	811	Brown-chested Martin	Louisiana	Sep 1-7	0%	▲
5	811	Brown-chested Martin	Connecticut	Jul 1-7	0%	▲
6	811	Brown-chested Massachusettsrtin	Massachusetts	Jun 8-14	0%	▲
7	811	Brown-chested Martin	New Jersey	Nov 15-21	0%	▲
8	811	Brown-chested Martin	Arizona	Feb 1-7	0%	▲
9	811	Brown-chested Martin	Virginia	Aug 22-31	0%	▲
1	40	<b>Tree Swallow</b>	<b>Ohio</b>	<b>May 8-14</b>	46%	●
2	40	Tree Swallow	Ohio	May 1-7	44%	●
3	40	Tree Swallow	Rhode Island	Aug 1-7	44%	◆
4	40	Tree Swallow	Ohio	May 15-21	44%	●
5	40	Tree Swallow	Rhode Island	Aug 15-21	42%	◆
6	40	Tree Swallow	Ohio	Apr 22-30	41%	●
7	40	Tree Swallow	Delaware	May 8-14	41%	▲
8	40	Tree Swallow	Delaware	Oct 8-14	41%	◆
9	40	Tree Swallow	Delaware	Apr 22-30	41%	▲
10	40	Tree Swallow	Ohio	Apr 15-21	39%	▲
1	878	<b>Mangrove Swallow</b>	<b>Florida</b>	<b>Nov 15-21</b>	0%	▲
2	878	Mangrove Swallow	Florida	Nov 22-30	0%	●
1	171	<b>Violet-green Swallow</b>	<b>Washington</b>	<b>May 8-14</b>	34%	▲
2	171	Violet-green Swallow	Washington	May 15-21	32%	▲
3	171	Violet-green Swallow	Washington	May 22-31	31%	▲
4	171	Violet-green Swallow	Washington	May 1-7	31%	▲
5	171	Violet-green Swallow	Oregon	May 8-14	31%	▲
6	171	Violet-green Swallow	Oregon	May 1-7	31%	▲
7	171	Violet-green Swallow	Oregon	Apr 22-30	30%	▲
8	171	Violet-green Swallow	Washington	Jun 1-7	30%	▲
9	171	Violet-green Swallow	Washington	Apr 22-30	30%	▲
10	171	Violet-green Swallow	Washington	Jun 22-30	29%	▲
1	785	<b>Bahama Swallow</b>	<b>Florida</b>	<b>Apr 8-14</b>	0%	●
2	785	Bahama Swallow	Florida	Jun 22-30	0%	▲
3	785	Bahama Swallow	Florida	May 8-14	0%	▲
4	785	Bahama Swallow	Florida	May 15-21	0%	▲
5	785	Bahama Swallow	Florida	Jun 1-7	0%	▲
6	785	Bahama Swallow	Florida	May 22-31	0%	▲
7	785	Bahama Swallow	Florida	Oct 22-31	0%	▲
8	785	Bahama Swallow	Florida	Nov 1-7	0%	▲
9	785	Bahama Swallow	Florida	Jul 1-7	0%	▲
10	785	Bahama Swallow	Florida	May 1-7	0%	▲
1	90	<b>Northern Rough-winged Swallow</b>	<b>Georgia</b>	<b>Apr 15-21</b>	24%	▲
2	90	Northern Rough-winged Swallow	Washington, DC	Apr 15-21	24%	◆












































2015 Impatient Birder's Guide (USA Lower 48)

Species Top 10s

Row	Rank	Species	State	Date	% of Checklists	Quality
3	90	Northern Rough-winged Swallow	Georgia	May 1-7	24%	▲
4	90	Northern Rough-winged Swallow	Ohio	Apr 22-30	24%	●
5	90	Northern Rough-winged Swallow	Tennessee	Apr 22-30	23%	▲
6	90	Northern Rough-winged Swallow	Georgia	Apr 22-30	23%	▲
7	90	Northern Rough-winged Swallow	Tennessee	May 8-14	23%	▲
8	90	Northern Rough-winged Swallow	Tennessee	May 1-7	23%	▲
9	90	Northern Rough-winged Swallow	Georgia	Apr 8-14	23%	▲
10	90	Northern Rough-winged Swallow	Tennessee	Apr 15-21	22%	▲
1	236	<b>Bank Swallow</b>	<b>Delaware</b>	<b>Aug 8-14</b>	19%	◆
2	236	Bank Swallow	Delaware	Jul 22-31	17%	▲
3	236	Bank Swallow	Delaware	Aug 1-7	16%	◆
4	236	Bank Swallow	Rhode Island	Jul 15-21	14%	◆
5	236	Bank Swallow	Rhode Island	Jul 22-31	14%	◆
6	236	Bank Swallow	Delaware	Aug 15-21	14%	▲
7	236	Bank Swallow	North Dakota	Aug 1-7	13%	◆
8	236	Bank Swallow	North Dakota	Jul 15-21	12%	◆
9	236	Bank Swallow	Delaware	Jul 15-21	12%	◆
10	236	Bank Swallow	Utah	Aug 1-7	12%	▲
1	128	<b>Cliff Swallow</b>	<b>Nebraska</b>	<b>Jul 15-21</b>	32%	▲
2	128	Cliff Swallow	Kansas	Jul 1-7	30%	▲
3	128	Cliff Swallow	North Dakota	Jul 1-7	30%	◆
4	128	Cliff Swallow	Nebraska	Jul 22-31	27%	▲
5	128	Cliff Swallow	Nebraska	Jul 8-14	26%	▲
6	128	Cliff Swallow	Nebraska	Aug 8-14	26%	◆
7	128	Cliff Swallow	Nebraska	Jun 15-21	25%	▲
8	128	Cliff Swallow	North Dakota	Jul 15-21	25%	◆
9	128	Cliff Swallow	North Dakota	Jun 15-21	24%	▲
10	128	Cliff Swallow	Nebraska	May 22-31	24%	▲
1	425	<b>Cave Swallow</b>	<b>Texas</b>	<b>Sep 8-14</b>	6%	▲
2	425	Cave Swallow	Texas	Sep 1-7	5%	▲
3	425	Cave Swallow	Texas	May 22-31	5%	●
4	425	Cave Swallow	Texas	Aug 22-31	5%	●
5	425	Cave Swallow	Texas	Aug 8-14	5%	▲
6	425	Cave Swallow	Texas	Jul 22-31	5%	▲
7	425	Cave Swallow	Texas	Jul 1-7	5%	▲
8	425	Cave Swallow	Texas	Aug 15-21	5%	▲
9	425	Cave Swallow	Texas	Jul 8-14	5%	▲
10	425	Cave Swallow	Texas	Aug 1-7	5%	▲
1	33	<b>Barn Swallow</b>	<b>Nebraska</b>	<b>Aug 8-14</b>	61%	◆
2	33	Barn Swallow	Nebraska	Aug 1-7	55%	◆
3	33	Barn Swallow	Nebraska	Aug 15-21	55%	◆
4	33	Barn Swallow	Nebraska	Jul 22-31	54%	▲
5	33	Barn Swallow	Louisiana	Jul 1-7	53%	▲

2015 Impatient Birder's Guide (USA Lower 48)

Species Top 10s

Row	Rank	Species	State	Date	% of Checklists	Quality
6	33	Barn Swallow	Nebraska	Jul 15-21	 52%	▲
7	33	Barn Swallow	Nebraska	Aug 22-31	 51%	▲
8	33	Barn Swallow	Louisiana	Jun 1-7	 51%	▲
9	33	Barn Swallow	Delaware	Jul 22-31	 51%	▲
10	33	Barn Swallow	Nebraska	May 15-21	 51%	▲
1	30	<b>Carolina Chickadee</b>	<b>Kentucky</b>	<b>Sep 22-30</b>	 <b>66%</b>	◆
2	30	Carolina Chickadee	Kentucky	Oct 1-7	 66%	◆
3	30	Carolina Chickadee	Arkansas	Dec 15-21	 66%	▲
4	30	Carolina Chickadee	Kentucky	Oct 15-21	 64%	◆
5	30	Carolina Chickadee	North Carolina	Oct 1-7	 64%	▲
6	30	Carolina Chickadee	Kentucky	Sep 8-14	 63%	◆
7	30	Carolina Chickadee	Kentucky	Oct 8-14	 63%	◆
8	30	Carolina Chickadee	Tennessee	Oct 1-7	 63%	▲
9	30	Carolina Chickadee	North Carolina	Sep 15-21	 62%	▲
10	30	Carolina Chickadee	Kentucky	Sep 15-21	 62%	◆
1	16	<b>Black-capped Chickadee</b>	<b>New Hampshire</b>	<b>Feb 15-21</b>	 <b>69%</b>	▲
2	16	Black-capped Chickadee	New Hampshire	Dec 15-21	 66%	▲
3	16	Black-capped Chickadee	New Hampshire	Dec 22-31	 64%	▲
4	16	Black-capped Chickadee	Wisconsin	Dec 15-21	 63%	▲
5	16	Black-capped Chickadee	Vermont	Feb 15-21	 63%	▲
6	16	Black-capped Chickadee	Wisconsin	Feb 15-21	 62%	●
7	16	Black-capped Chickadee	Maine	Feb 15-21	 62%	▲
8	16	Black-capped Chickadee	Wisconsin	Sep 22-30	 61%	▲
9	16	Black-capped Chickadee	Wisconsin	Sep 8-14	 61%	▲
10	16	Black-capped Chickadee	New Hampshire	Feb 8-14	 61%	▲
1	199	<b>Mountain Chickadee</b>	<b>Wyoming</b>	<b>Sep 15-21</b>	 <b>27%</b>	◆
2	199	Mountain Chickadee	Montana	Dec 15-21	 23%	◆
3	199	Mountain Chickadee	Montana	Dec 8-14	 22%	◆
4	199	Mountain Chickadee	Montana	Dec 22-31	 22%	▲
5	199	Mountain Chickadee	Wyoming	Oct 1-7	 22%	◆
6	199	Mountain Chickadee	Montana	Nov 8-14	 22%	◆
7	199	Mountain Chickadee	Montana	Nov 22-30	 22%	◆
8	199	Mountain Chickadee	Nevada	Jul 1-7	 21%	◆
9	199	Mountain Chickadee	Montana	Nov 15-21	 21%	◆
10	199	Mountain Chickadee	Montana	Dec 1-7	 21%	◆
1	656	<b>Mexican Chickadee</b>	<b>Arizona</b>	<b>Aug 8-14</b>	 <b>1%</b>	▲
2	656	Mexican Chickadee	Arizona	Jul 15-21	 1%	▲
3	656	Mexican Chickadee	Arizona	May 22-31	 1%	▲
4	656	Mexican Chickadee	Arizona	Aug 1-7	 1%	▲
5	656	Mexican Chickadee	Arizona	Jul 22-31	 1%	▲
6	656	Mexican Chickadee	Arizona	Jun 8-14	 1%	▲
7	656	Mexican Chickadee	Arizona	Sep 1-7	 1%	▲
8	656	Mexican Chickadee	Arizona	May 15-21	 1%	▲

2015 Impatient Birder's Guide (USA Lower 48)

Species Top 10s

Row	Rank	Species	State	Date	% of Checklists	Quality
9	656	Mexican Chickadee	Arizona	Aug 15-21	1%	▲
10	656	Mexican Chickadee	Arizona	Jun 1-7	1%	▲
1	157	<b>Chestnut-backed Chickadee</b>	<b>Washington</b>	<b>Feb 15-21</b>	<b>23%</b>	●
2	157	Chestnut-backed Chickadee	Washington	Dec 15-21	21%	▲
3	157	Chestnut-backed Chickadee	Washington	Jul 22-31	20%	▲
4	157	Chestnut-backed Chickadee	Oregon	Dec 15-21	20%	▲
5	157	Chestnut-backed Chickadee	Washington	Aug 1-7	19%	▲
6	157	Chestnut-backed Chickadee	Washington	Oct 1-7	19%	▲
7	157	Chestnut-backed Chickadee	Oregon	Dec 22-31	18%	▲
8	157	Chestnut-backed Chickadee	Washington	Sep 15-21	18%	▲
9	157	Chestnut-backed Chickadee	Oregon	Jan 8-14	18%	▲
10	157	Chestnut-backed Chickadee	Washington	Aug 15-21	18%	▲
1	552	<b>Boreal Chickadee</b>	<b>New Hampshire</b>	<b>Jun 15-21</b>	<b>6%</b>	▲
2	552	Boreal Chickadee	New Hampshire	Jun 22-30	4%	▲
3	552	Boreal Chickadee	New Hampshire	Aug 15-21	4%	▲
4	552	Boreal Chickadee	New Hampshire	Jun 1-7	4%	▲
5	552	Boreal Chickadee	New Hampshire	Jul 1-7	4%	▲
6	552	Boreal Chickadee	New Hampshire	Jul 22-31	4%	▲
7	552	Boreal Chickadee	New Hampshire	Jun 8-14	3%	▲
8	552	Boreal Chickadee	New Hampshire	Jul 15-21	3%	▲
9	552	Boreal Chickadee	New Hampshire	Aug 8-14	3%	▲
10	552	Boreal Chickadee	New Hampshire	Aug 1-7	3%	▲
1	415	<b>Bridled Titmouse</b>	<b>Arizona</b>	<b>Mar 15-21</b>	<b>12%</b>	▲
2	415	Bridled Titmouse	Arizona	Mar 22-31	12%	▲
3	415	Bridled Titmouse	Arizona	Apr 22-30	11%	●
4	415	Bridled Titmouse	Arizona	Apr 1-7	11%	▲
5	415	Bridled Titmouse	Arizona	Apr 15-21	11%	▲
6	415	Bridled Titmouse	Arizona	Apr 8-14	11%	▲
7	415	Bridled Titmouse	Arizona	Aug 1-7	11%	▲
8	415	Bridled Titmouse	Arizona	Jul 15-21	11%	▲
9	415	Bridled Titmouse	Arizona	May 1-7	11%	▲
10	415	Bridled Titmouse	Arizona	May 15-21	10%	▲
1	204	<b>Oak Titmouse</b>	<b>California</b>	<b>Apr 1-7</b>	<b>18%</b>	●
2	204	Oak Titmouse	California	Apr 8-14	17%	●
3	204	Oak Titmouse	California	Mar 8-14	17%	●
4	204	Oak Titmouse	California	Mar 22-31	17%	●
5	204	Oak Titmouse	California	Mar 15-21	17%	●
6	204	Oak Titmouse	California	Dec 15-21	17%	●
7	204	Oak Titmouse	California	Apr 15-21	17%	●
8	204	Oak Titmouse	California	Dec 22-31	16%	●
9	204	Oak Titmouse	California	Apr 22-30	16%	●
10	204	Oak Titmouse	California	May 1-7	15%	●
1	456	<b>Juniper Titmouse</b>	<b>New Mexico</b>	<b>Feb 15-21</b>	<b>7%</b>	▲












































2015 Impatient Birder's Guide (USA Lower 48)

Species Top 10s

Row	Rank	Species	State	Date	% of Checklists	Quality
2	456	Juniper Titmouse	New Mexico	Jul 8-14	6%	▲
3	456	Juniper Titmouse	New Mexico	Aug 15-21	6%	▲
4	456	Juniper Titmouse	New Mexico	Sep 22-30	6%	▲
5	456	Juniper Titmouse	New Mexico	Jul 1-7	6%	▲
6	456	Juniper Titmouse	New Mexico	Jul 15-21	6%	▲
7	456	Juniper Titmouse	New Mexico	May 8-14	5%	▲
8	456	Juniper Titmouse	New Mexico	Aug 22-31	5%	▲
9	456	Juniper Titmouse	New Mexico	Mar 15-21	5%	▲
10	456	Juniper Titmouse	New Mexico	Apr 15-21	5%	▲
<b>1</b>	<b>17</b>	<b>Tufted Titmouse</b>	<b>Arkansas</b>	<b>Dec 15-21</b>	<b>59%</b>	▲
2	17	Tufted Titmouse	West Virginia	Feb 15-21	57%	▲
3	17	Tufted Titmouse	Kentucky	Jan 1-7	57%	◆
4	17	Tufted Titmouse	North Carolina	Apr 8-14	57%	▲
5	17	Tufted Titmouse	Kentucky	Dec 15-21	57%	◆
6	17	Tufted Titmouse	Georgia	Sep 22-30	56%	▲
7	17	Tufted Titmouse	Kentucky	Sep 22-30	56%	◆
8	17	Tufted Titmouse	Tennessee	Apr 15-21	56%	▲
9	17	Tufted Titmouse	North Carolina	Feb 15-21	56%	●
10	17	Tufted Titmouse	Arkansas	May 8-14	56%	▲
<b>1</b>	<b>274</b>	<b>Black-crested Titmouse</b>	<b>Texas</b>	<b>Nov 8-14</b>	<b>17%</b>	●
2	274	Black-crested Titmouse	Texas	Mar 15-21	17%	●
3	274	Black-crested Titmouse	Texas	Mar 8-14	17%	●
4	274	Black-crested Titmouse	Texas	May 15-21	16%	●
5	274	Black-crested Titmouse	Texas	Mar 22-31	16%	●
6	274	Black-crested Titmouse	Texas	Mar 1-7	16%	●
7	274	Black-crested Titmouse	Texas	Feb 8-14	16%	●
8	274	Black-crested Titmouse	Texas	Feb 22-28	15%	●
9	274	Black-crested Titmouse	Texas	Nov 1-7	15%	●
10	274	Black-crested Titmouse	Texas	May 22-31	15%	●
<b>1</b>	<b>248</b>	<b>Verdin</b>	<b>Arizona</b>	<b>Dec 15-21</b>	<b>35%</b>	▲
2	248	Verdin	Arizona	Dec 22-31	34%	▲
3	248	Verdin	Arizona	Nov 22-30	33%	▲
4	248	Verdin	Arizona	Dec 1-7	33%	▲
5	248	Verdin	Arizona	Nov 15-21	33%	▲
6	248	Verdin	Arizona	Dec 8-14	32%	▲
7	248	Verdin	Arizona	Nov 1-7	32%	▲
8	248	Verdin	Arizona	Nov 8-14	31%	▲
9	248	Verdin	Arizona	Mar 8-14	31%	▲
10	248	Verdin	Arizona	Mar 1-7	31%	▲
<b>1</b>	<b>127</b>	<b>Bushtit</b>	<b>California</b>	<b>Apr 1-7</b>	<b>28%</b>	●
2	127	Bushtit	California	Apr 8-14	28%	●
3	127	Bushtit	California	Mar 8-14	27%	●
4	127	Bushtit	California	May 1-7	27%	●

2015 Impatient Birder's Guide (USA Lower 48)












































Species Top 10s

Row	Rank	Species	State	Date	% of Checklists	Quality
5	127	Bushtit	California	Apr 22-30	 27%	●
6	127	Bushtit	California	Mar 22-31	 27%	●
7	127	Bushtit	California	May 8-14	 27%	●
8	127	Bushtit	California	Mar 15-21	 27%	●
9	127	Bushtit	California	May 15-21	 25%	●
10	127	Bushtit	California	Apr 15-21	 25%	●
1	69	<b>Red-breasted Nuthatch</b>	<b>Oregon</b>	<b>Aug 15-21</b>	 <b>26%</b>	▲
2	69	Red-breasted Nuthatch	Oregon	Sep 1-7	 25%	▲
3	69	Red-breasted Nuthatch	Oregon	Sep 15-21	 25%	▲
4	69	Red-breasted Nuthatch	Oregon	Sep 8-14	 25%	▲
5	69	Red-breasted Nuthatch	Oregon	Aug 22-31	 25%	▲
6	69	Red-breasted Nuthatch	Idaho	Sep 1-7	 25%	▲
7	69	Red-breasted Nuthatch	Montana	Nov 22-30	 25%	◆
8	69	Red-breasted Nuthatch	Washington	Sep 1-7	 25%	▲
9	69	Red-breasted Nuthatch	Idaho	Aug 22-31	 25%	▲
10	69	Red-breasted Nuthatch	Idaho	Sep 8-14	 24%	◆
1	22	<b>White-breasted Nuthatch</b>	<b>Indiana</b>	<b>Dec 15-21</b>	 <b>55%</b>	▲
2	22	White-breasted Nuthatch	Indiana	Sep 15-21	 55%	▲
3	22	White-breasted Nuthatch	Indiana	Dec 8-14	 54%	▲
4	22	White-breasted Nuthatch	Indiana	Sep 22-30	 54%	▲
5	22	White-breasted Nuthatch	Indiana	Nov 22-30	 53%	▲
6	22	White-breasted Nuthatch	Indiana	Dec 1-7	 52%	▲
7	22	White-breasted Nuthatch	Indiana	Dec 22-31	 51%	▲
8	22	White-breasted Nuthatch	Indiana	Sep 8-14	 51%	▲
9	22	White-breasted Nuthatch	Indiana	Oct 1-7	 50%	▲
10	22	White-breasted Nuthatch	Indiana	Nov 15-21	 50%	▲
1	270	<b>Pygmy Nuthatch</b>	<b>Montana</b>	<b>Jan 8-14</b>	 <b>10%</b>	◆
2	270	Pygmy Nuthatch	Arizona	Sep 1-7	 10%	▲
3	270	Pygmy Nuthatch	Colorado	Feb 15-21	 10%	▲
4	270	Pygmy Nuthatch	Montana	Jan 15-21	 9%	◆
5	270	Pygmy Nuthatch	Arizona	Jul 1-7	 9%	▲
6	270	Pygmy Nuthatch	Montana	Feb 22-28	 9%	◆
7	270	Pygmy Nuthatch	Arizona	Jul 8-14	 9%	▲
8	270	Pygmy Nuthatch	Arizona	Aug 22-31	 9%	▲
9	270	Pygmy Nuthatch	Arizona	Sep 8-14	 9%	▲
10	270	Pygmy Nuthatch	Montana	Jan 22-31	 9%	▲
1	216	<b>Brown-headed Nuthatch</b>	<b>Georgia</b>	<b>Sep 22-30</b>	 <b>29%</b>	▲
2	216	Brown-headed Nuthatch	Georgia	Sep 15-21	 29%	▲
3	216	Brown-headed Nuthatch	Georgia	Oct 1-7	 29%	▲
4	216	Brown-headed Nuthatch	Georgia	Feb 15-21	 29%	●
5	216	Brown-headed Nuthatch	Georgia	Sep 8-14	 28%	▲
6	216	Brown-headed Nuthatch	Georgia	Oct 15-21	 27%	▲
7	216	Brown-headed Nuthatch	Georgia	Feb 8-14	 26%	▲













































2015 Impatient Birder's Guide (USA Lower 48)

Species Top 10s

Row	Rank	Species	State	Date	% of Checklists	Quality
8	216	Brown-headed Nuthatch	Georgia	Nov 1-7	 26%	▲
9	216	Brown-headed Nuthatch	Georgia	Feb 1-7	 26%	▲
10	216	Brown-headed Nuthatch	Georgia	Mar 1-7	 26%	▲
1	116	<b>Brown Creeper</b>	<b>Arkansas</b>	<b>Dec 15-21</b>	 <b>26%</b>	▲
2	116	Brown Creeper	Kansas	Dec 15-21	 17%	▲
3	116	Brown Creeper	Illinois	Apr 8-14	 16%	▲
4	116	Brown Creeper	Illinois	Apr 15-21	 14%	▲
5	116	Brown Creeper	Illinois	Oct 1-7	 14%	▲
6	116	Brown Creeper	Arkansas	Dec 22-31	 13%	▲
7	116	Brown Creeper	Ohio	Apr 8-14	 13%	▲
8	116	Brown Creeper	Wisconsin	Apr 15-21	 13%	●
9	116	Brown Creeper	Indiana	Dec 15-21	 13%	▲
10	116	Brown Creeper	Kentucky	Dec 15-21	 13%	◆
1	307	<b>Rock Wren</b>	<b>Nevada</b>	<b>Jun 8-14</b>	 <b>17%</b>	▲
2	307	Rock Wren	Nevada	Jun 22-30	 12%	▲
3	307	Rock Wren	Nevada	Jun 1-7	 11%	◆
4	307	Rock Wren	Nevada	Jun 15-21	 10%	◆
5	307	Rock Wren	Arizona	Dec 15-21	 10%	▲
6	307	Rock Wren	Arizona	Oct 1-7	 9%	▲
7	307	Rock Wren	Arizona	Oct 8-14	 9%	▲
8	307	Rock Wren	Arizona	Oct 22-31	 9%	▲
9	307	Rock Wren	Nevada	Jul 1-7	 9%	◆
10	307	Rock Wren	Arizona	Oct 15-21	 9%	▲
1	345	<b>Canyon Wren</b>	<b>Arizona</b>	<b>Jul 15-21</b>	 <b>10%</b>	▲
2	345	Canyon Wren	Arizona	Aug 8-14	 10%	▲
3	345	Canyon Wren	Arizona	Aug 1-7	 9%	▲
4	345	Canyon Wren	Arizona	Aug 15-21	 9%	▲
5	345	Canyon Wren	Arizona	Jul 22-31	 9%	▲
6	345	Canyon Wren	Arizona	Jul 1-7	 9%	▲
7	345	Canyon Wren	Arizona	Jul 8-14	 8%	▲
8	345	Canyon Wren	Arizona	Aug 22-31	 7%	▲
9	345	Canyon Wren	Arizona	May 22-31	 7%	▲
10	345	Canyon Wren	Arizona	Jun 22-30	 7%	▲
1	50	<b>House Wren</b>	<b>Iowa</b>	<b>Jun 15-21</b>	 <b>52%</b>	◆
2	50	House Wren	Iowa	Jul 8-14	 51%	◆
3	50	House Wren	Iowa	Jun 22-30	 49%	◆
4	50	House Wren	Iowa	Jul 15-21	 49%	◆
5	50	House Wren	Iowa	May 15-21	 48%	▲
6	50	House Wren	Iowa	May 8-14	 47%	▲
7	50	House Wren	Iowa	May 22-31	 44%	▲
8	50	House Wren	Nebraska	May 15-21	 43%	▲
9	50	House Wren	Iowa	Jul 1-7	 42%	◆
10	50	House Wren	Iowa	Jun 8-14	 41%	◆

2015 Impatient Birder's Guide (USA Lower 48)

Species Top 10s

Row	Rank	Species	State	Date	% of Checklists	Quality
1	272	<b>Pacific Wren</b>	<b>Washington</b>	<b>Dec 15-21</b>	 17%	▲
2	272	Pacific Wren	Washington	Nov 8-14	 17%	▲
3	272	Pacific Wren	Washington	Oct 22-31	 16%	▲
4	272	Pacific Wren	Oregon	Oct 15-21	 16%	▲
5	272	Pacific Wren	Washington	Oct 15-21	 16%	▲
6	272	Pacific Wren	Washington	Nov 1-7	 16%	▲
7	272	Pacific Wren	Oregon	Oct 8-14	 15%	▲
8	272	Pacific Wren	Washington	Oct 8-14	 15%	▲
9	272	Pacific Wren	Washington	Nov 15-21	 15%	▲
10	272	Pacific Wren	Washington	Dec 22-31	 14%	▲
1	218	<b>Winter Wren</b>	<b>Arkansas</b>	<b>Dec 15-21</b>	 20%	▲
2	218	Winter Wren	New Hampshire	Jun 15-21	 20%	▲
3	218	Winter Wren	New Hampshire	Jun 8-14	 16%	▲
4	218	Winter Wren	New Hampshire	Jun 22-30	 16%	▲
5	218	Winter Wren	New Hampshire	Jul 1-7	 16%	▲
6	218	Winter Wren	Vermont	Jun 22-30	 15%	▲
7	218	Winter Wren	Vermont	Jul 1-7	 15%	▲
8	218	Winter Wren	Vermont	Jun 8-14	 14%	▲
9	218	Winter Wren	Vermont	Jun 15-21	 13%	▲
10	218	Winter Wren	Arkansas	Dec 8-14	 12%	◆
1	362	<b>Sedge Wren</b>	<b>North Dakota</b>	<b>Jul 15-21</b>	 16%	◆
2	362	Sedge Wren	North Dakota	Jul 1-7	 15%	◆
3	362	Sedge Wren	Louisiana	Dec 15-21	 14%	▲
4	362	Sedge Wren	North Dakota	Jun 8-14	 11%	▲
5	362	Sedge Wren	North Dakota	Jun 15-21	 11%	▲
6	362	Sedge Wren	Mississippi	Dec 15-21	 11%	◆
7	362	Sedge Wren	North Dakota	Jun 22-30	 10%	▲
8	362	Sedge Wren	North Dakota	Jul 8-14	 9%	◆
9	362	Sedge Wren	Mississippi	Dec 8-14	 8%	◆
10	362	Sedge Wren	Kansas	Oct 8-14	 8%	▲
1	148	<b>Marsh Wren</b>	<b>Delaware</b>	<b>Jul 22-31</b>	 30%	▲
2	148	Marsh Wren	Delaware	Jul 15-21	 30%	◆
3	148	Marsh Wren	Delaware	Jul 8-14	 25%	◆
4	148	Marsh Wren	Delaware	Aug 1-7	 22%	◆
5	148	Marsh Wren	Delaware	May 22-31	 21%	▲
6	148	Marsh Wren	Delaware	Jun 8-14	 21%	◆
7	148	Marsh Wren	Delaware	May 15-21	 18%	▲
8	148	Marsh Wren	North Dakota	Jul 1-7	 18%	◆
9	148	Marsh Wren	Delaware	Jun 15-21	 17%	◆
10	148	Marsh Wren	Delaware	Aug 8-14	 17%	◆
1	25	<b>Carolina Wren</b>	<b>Louisiana</b>	<b>Jun 15-21</b>	 62%	▲
2	25	Carolina Wren	Louisiana	Jun 22-30	 62%	▲
3	25	Carolina Wren	Tennessee	Oct 15-21	 62%	▲

2015 Impatient Birder's Guide (USA Lower 48)

Species Top 10s

Row	Rank	Species	State	Date	% of Checklists	Quality
4	25	Carolina Wren	Georgia	Sep 22-30	62%	▲
5	25	Carolina Wren	Louisiana	Jul 1-7	62%	▲
6	25	Carolina Wren	North Carolina	Sep 15-21	62%	▲
7	25	Carolina Wren	North Carolina	Oct 1-7	61%	▲
8	25	Carolina Wren	Tennessee	Sep 22-30	61%	▲
9	25	Carolina Wren	Louisiana	Jun 1-7	61%	▲
10	25	Carolina Wren	Tennessee	Sep 15-21	61%	▲
1	101	<b>Bewick's Wren</b>	<b>California</b>	<b>Sep 15-21</b>	<b>21%</b>	●
2	101	Bewick's Wren	California	Apr 22-30	20%	●
3	101	Bewick's Wren	California	Sep 22-30	20%	●
4	101	Bewick's Wren	California	Sep 8-14	20%	●
5	101	Bewick's Wren	California	May 8-14	20%	●
6	101	Bewick's Wren	California	May 15-21	20%	●
7	101	Bewick's Wren	California	May 1-7	20%	●
8	101	Bewick's Wren	California	Apr 1-7	19%	●
9	101	Bewick's Wren	California	Apr 8-14	19%	●
10	101	Bewick's Wren	California	Mar 22-31	19%	●
1	311	<b>Cactus Wren</b>	<b>Arizona</b>	<b>Mar 1-7</b>	<b>19%</b>	▲
2	311	Cactus Wren	Arizona	Mar 22-31	19%	▲
3	311	Cactus Wren	Arizona	Feb 15-21	19%	▲
4	311	Cactus Wren	Arizona	Mar 8-14	19%	▲
5	311	Cactus Wren	Arizona	Mar 15-21	18%	▲
6	311	Cactus Wren	Arizona	Feb 22-28	18%	▲
7	311	Cactus Wren	Arizona	Apr 1-7	17%	▲
8	311	Cactus Wren	Arizona	Feb 8-14	17%	▲
9	311	Cactus Wren	Arizona	Apr 8-14	17%	▲
10	311	Cactus Wren	Arizona	Feb 1-7	16%	▲
1	698	<b>Sinaloa Wren</b>	<b>Arizona</b>	<b>Sep 8-14</b>	<b>1%</b>	▲
2	698	Sinaloa Wren	Arizona	Sep 1-7	1%	▲
3	698	Sinaloa Wren	Arizona	Sep 22-30	0%	▲
4	698	Sinaloa Wren	Arizona	Sep 15-21	0%	▲
5	698	Sinaloa Wren	Arizona	Mar 15-21	0%	▲
6	698	Sinaloa Wren	Arizona	Mar 22-31	0%	▲
7	698	Sinaloa Wren	Arizona	Oct 15-21	0%	▲
8	698	Sinaloa Wren	Arizona	Jan 22-31	0%	▲
9	698	Sinaloa Wren	Arizona	Oct 1-7	0%	▲
10	698	Sinaloa Wren	Arizona	Feb 22-28	0%	▲
1	55	<b>Blue-gray Gnatcatcher</b>	<b>Washington, DC</b>	<b>Apr 22-30</b>	<b>48%</b>	◆
2	55	Blue-gray Gnatcatcher	Washington, DC	May 1-7	45%	▲
3	55	Blue-gray Gnatcatcher	Washington, DC	Apr 15-21	44%	◆
4	55	Blue-gray Gnatcatcher	Arkansas	Apr 8-14	42%	▲
5	55	Blue-gray Gnatcatcher	Florida	Sep 22-30	42%	▲
6	55	Blue-gray Gnatcatcher	Florida	Oct 1-7	42%	▲

2015 Impatient Birder's Guide (USA Lower 48)

Species Top 10s

Row	Rank	Species	State	Date	% of Checklists	Quality
7	55	Blue-gray Gnatcatcher	Tennessee	Apr 15-21	40%	▲
8	55	Blue-gray Gnatcatcher	Florida	Sep 15-21	40%	▲
9	55	Blue-gray Gnatcatcher	Arkansas	Apr 15-21	40%	▲
10	55	Blue-gray Gnatcatcher	Florida	Oct 8-14	40%	▲
1	541	<b>California Gnatcatcher</b>	<b>California</b>	<b>Dec 15-21</b>	<b>1%</b>	●
2	541	California Gnatcatcher	California	Mar 1-7	1%	●
3	541	California Gnatcatcher	California	Mar 22-31	1%	●
4	541	California Gnatcatcher	California	Aug 8-14	1%	●
5	541	California Gnatcatcher	California	Dec 22-31	1%	●
6	541	California Gnatcatcher	California	Mar 15-21	1%	●
7	541	California Gnatcatcher	California	Dec 8-14	1%	●
8	541	California Gnatcatcher	California	Jul 22-31	1%	●
9	541	California Gnatcatcher	California	Nov 8-14	1%	●
10	541	California Gnatcatcher	California	Aug 15-21	1%	●
1	406	<b>Black-tailed Gnatcatcher</b>	<b>Nevada</b>	<b>Jan 15-21</b>	<b>12%</b>	◆
2	406	Black-tailed Gnatcatcher	Arizona	Dec 15-21	10%	▲
3	406	Black-tailed Gnatcatcher	Arizona	Dec 22-31	9%	▲
4	406	Black-tailed Gnatcatcher	Nevada	Jan 22-31	9%	◆
5	406	Black-tailed Gnatcatcher	Nevada	Feb 1-7	9%	◆
6	406	Black-tailed Gnatcatcher	Nevada	Mar 1-7	9%	◆
7	406	Black-tailed Gnatcatcher	Arizona	Dec 8-14	9%	▲
8	406	Black-tailed Gnatcatcher	Nevada	Dec 8-14	8%	◆
9	406	Black-tailed Gnatcatcher	Nevada	Feb 22-28	8%	◆
10	406	Black-tailed Gnatcatcher	Nevada	Mar 8-14	8%	◆
1	667	<b>Black-capped Gnatcatcher</b>	<b>Arizona</b>	<b>Aug 15-21</b>	<b>1%</b>	▲
2	667	Black-capped Gnatcatcher	Arizona	Aug 1-7	1%	▲
3	667	Black-capped Gnatcatcher	Arizona	Aug 22-31	1%	▲
4	667	Black-capped Gnatcatcher	Arizona	Jul 8-14	0%	▲
5	667	Black-capped Gnatcatcher	Arizona	Jul 22-31	0%	▲
6	667	Black-capped Gnatcatcher	Arizona	Mar 22-31	0%	▲
7	667	Black-capped Gnatcatcher	Arizona	Feb 22-28	0%	▲
8	667	Black-capped Gnatcatcher	Arizona	Sep 1-7	0%	▲
9	667	Black-capped Gnatcatcher	Arizona	Mar 15-21	0%	▲
10	667	Black-capped Gnatcatcher	Arizona	Apr 8-14	0%	▲
1	437	<b>American Dipper</b>	<b>Wyoming</b>	<b>Feb 8-14</b>	<b>6%</b>	◆
2	437	American Dipper	Montana	Dec 15-21	6%	◆
3	437	American Dipper	Wyoming	Jan 1-7	5%	◆
4	437	American Dipper	Wyoming	Dec 22-31	5%	◆
5	437	American Dipper	Wyoming	Sep 22-30	5%	◆
6	437	American Dipper	Wyoming	Jun 15-21	5%	▲
7	437	American Dipper	Wyoming	Feb 15-21	5%	◆
8	437	American Dipper	Montana	Jul 8-14	4%	▲
9	437	American Dipper	Colorado	Dec 15-21	4%	▲












































2015 Impatient Birder's Guide (USA Lower 48)

Species Top 10s

Row	Rank	Species	State	Date	% of Checklists	Quality
10	437	American Dipper	Wyoming	Dec 15-21	4%	◆
1	573	<b>Red-whiskered Bulbul</b>	<b>California</b>	<b>Mar 8-14</b>	<b>1%</b>	●
2	573	Red-whiskered Bulbul	California	Dec 15-21	1%	●
3	573	Red-whiskered Bulbul	California	Mar 22-31	1%	●
4	573	Red-whiskered Bulbul	California	Mar 15-21	0%	●
5	573	Red-whiskered Bulbul	California	Dec 8-14	0%	●
6	573	Red-whiskered Bulbul	California	Nov 22-30	0%	●
7	573	Red-whiskered Bulbul	California	Mar 1-7	0%	●
8	573	Red-whiskered Bulbul	California	Apr 8-14	0%	●
9	573	Red-whiskered Bulbul	California	Aug 1-7	0%	●
10	573	Red-whiskered Bulbul	California	Dec 1-7	0%	●
1	96	<b>Golden-crowned Kinglet</b>	<b>Arkansas</b>	<b>Dec 15-21</b>	<b>30%</b>	▲
2	96	Golden-crowned Kinglet	Delaware	Oct 22-31	27%	◆
3	96	Golden-crowned Kinglet	Delaware	Oct 8-14	27%	◆
4	96	Golden-crowned Kinglet	New Jersey	Oct 8-14	26%	▲
5	96	Golden-crowned Kinglet	New Jersey	Oct 22-31	26%	▲
6	96	Golden-crowned Kinglet	Washington, DC	Oct 8-14	26%	◆
7	96	Golden-crowned Kinglet	New Jersey	Oct 15-21	23%	▲
8	96	Golden-crowned Kinglet	North Carolina	Dec 15-21	23%	▲
9	96	Golden-crowned Kinglet	Illinois	Oct 15-21	23%	▲
10	96	Golden-crowned Kinglet	Illinois	Oct 8-14	23%	▲
1	46	<b>Ruby-crowned Kinglet</b>	<b>Louisiana</b>	<b>Dec 15-21</b>	<b>59%</b>	▲
2	46	Ruby-crowned Kinglet	Louisiana	Dec 8-14	56%	▲
3	46	Ruby-crowned Kinglet	Louisiana	Dec 22-31	53%	▲
4	46	Ruby-crowned Kinglet	Louisiana	Jan 22-31	52%	▲
5	46	Ruby-crowned Kinglet	Louisiana	Jan 15-21	52%	▲
6	46	Ruby-crowned Kinglet	Louisiana	Jan 8-14	51%	▲
7	46	Ruby-crowned Kinglet	Louisiana	Feb 1-7	51%	▲
8	46	Ruby-crowned Kinglet	Louisiana	Dec 1-7	50%	▲
9	46	Ruby-crowned Kinglet	Louisiana	Nov 22-30	49%	▲
10	46	Ruby-crowned Kinglet	Louisiana	Nov 15-21	48%	▲
1	806	<b>Dusky Warbler</b>	<b>California</b>	<b>Oct 22-31</b>	<b>0%</b>	●
2	806	Dusky Warbler	California	Oct 15-21	0%	●
3	806	Dusky Warbler	California	Oct 1-7	0%	●
4	806	Dusky Warbler	California	Oct 8-14	0%	●
5	806	Dusky Warbler	California	Sep 22-30	0%	●
1	871	<b>Yellow-browed Warbler</b>	<b>Wisconsin</b>	<b>Oct 15-21</b>	<b>0%</b>	▲
2	812	Arctic Warbler	California	Sep 8-14	0%	●
3	812	Arctic Warbler	California	Sep 1-7	0%	●
4	812	Arctic Warbler	California	Sep 22-30	0%	●
1	243	<b>Wrentit</b>	<b>California</b>	<b>Jun 1-7</b>	<b>14%</b>	●
2	243	Wrentit	California	Jun 8-14	14%	●
3	243	Wrentit	California	May 15-21	14%	●

2015 Impatient Birder's Guide (USA Lower 48)

Species Top 10s

Row	Rank	Species	State	Date	% of Checklists	Quality
4	243	Wrentit	California	Apr 22-30	 14%	●
5	243	Wrentit	California	May 22-31	 14%	●
6	243	Wrentit	California	Apr 15-21	 13%	●
7	243	Wrentit	California	May 1-7	 13%	●
8	243	Wrentit	California	May 8-14	 13%	●
9	243	Wrentit	California	Apr 8-14	 13%	●
10	243	Wrentit	California	Jun 22-30	 13%	●
1	839	<b>Bluethroat</b>	<b>California</b>	<b>Sep 15-21</b>	 0%	●
2	839	Bluethroat	California	Sep 8-14	 0%	●
1	889	<b>Red-flanked Bluetail</b>	<b>California</b>	<b>Dec 1-7</b>	 0%	●
1	884	<b>Taiga Flycatcher</b>	<b>California</b>	<b>Oct 22-31</b>	 0%	●
1	647	<b>Northern Wheatear</b>	<b>Delaware</b>	<b>Dec 22-31</b>	 3%	▲
2	647	Northern Wheatear	Rhode Island	Oct 15-21	 2%	◆
3	647	Northern Wheatear	Ohio	Sep 8-14	 2%	▲
4	647	Northern Wheatear	Rhode Island	Oct 22-31	 2%	◆
5	647	Northern Wheatear	Washington	Oct 15-21	 1%	▲
6	647	Northern Wheatear	Alabama	Feb 1-7	 1%	▲
7	647	Northern Wheatear	Maine	May 8-14	 0%	▲
8	647	Northern Wheatear	Washington	Oct 22-31	 0%	▲
9	647	Northern Wheatear	Connecticut	Sep 8-14	 0%	▲
10	647	Northern Wheatear	New Mexico	Apr 8-14	 0%	▲
1	38	<b>Eastern Bluebird</b>	<b>Arkansas</b>	<b>Dec 15-21</b>	 48%	▲
2	38	Eastern Bluebird	Kansas	Oct 22-31	 41%	▲
3	38	Eastern Bluebird	Arkansas	May 8-14	 39%	▲
4	38	Eastern Bluebird	Kansas	Oct 15-21	 38%	▲
5	38	Eastern Bluebird	North Carolina	Mar 15-21	 38%	▲
6	38	Eastern Bluebird	Tennessee	May 8-14	 37%	▲
7	38	Eastern Bluebird	North Carolina	Mar 8-14	 37%	▲
8	38	Eastern Bluebird	Tennessee	Mar 15-21	 37%	▲
9	38	Eastern Bluebird	Arkansas	Oct 22-31	 37%	◆
10	38	Eastern Bluebird	Tennessee	May 22-31	 37%	▲
1	190	<b>Western Bluebird</b>	<b>California</b>	<b>Apr 1-7</b>	 14%	●
2	190	Western Bluebird	California	Apr 22-30	 14%	●
3	190	Western Bluebird	California	Apr 8-14	 14%	●
4	190	Western Bluebird	California	Mar 8-14	 14%	●
5	190	Western Bluebird	California	Mar 22-31	 14%	●
6	190	Western Bluebird	California	Apr 15-21	 13%	●
7	190	Western Bluebird	California	Mar 15-21	 13%	●
8	190	Western Bluebird	New Mexico	Nov 1-7	 13%	▲
9	190	Western Bluebird	California	Dec 15-21	 13%	●
10	190	Western Bluebird	California	May 1-7	 13%	●
1	315	<b>Mountain Bluebird</b>	<b>Wyoming</b>	<b>Jun 15-21</b>	 21%	▲
2	315	Mountain Bluebird	Wyoming	Jun 22-30	 21%	▲



2015 Impatient Birder's Guide (USA Lower 48)

Species Top 10s

Row	Rank	Species	State	Date	% of Checklists	Quality
3	315	Mountain Bluebird	Wyoming	Jun 8-14	20%	▲
4	315	Mountain Bluebird	Wyoming	Jun 1-7	20%	◆
5	315	Mountain Bluebird	Wyoming	Jul 8-14	20%	◆
6	315	Mountain Bluebird	Wyoming	Jul 1-7	18%	▲
7	315	Mountain Bluebird	Wyoming	May 22-31	17%	▲
8	315	Mountain Bluebird	Wyoming	May 15-21	17%	▲
9	315	Mountain Bluebird	Wyoming	Jul 15-21	17%	▲
10	315	Mountain Bluebird	Montana	Jul 8-14	16%	▲
1	321	<b>Townsend's Solitaire</b>	<b>Wyoming</b>	<b>Dec 15-21</b>	<b>18%</b>	◆
2	321	Townsend's Solitaire	Wyoming	Dec 22-31	17%	◆
3	321	Townsend's Solitaire	Colorado	Dec 15-21	16%	▲
4	321	Townsend's Solitaire	Montana	Dec 15-21	14%	◆
5	321	Townsend's Solitaire	Wyoming	Dec 8-14	13%	◆
6	321	Townsend's Solitaire	Colorado	Oct 8-14	12%	▲
7	321	Townsend's Solitaire	Colorado	Oct 15-21	12%	▲
8	321	Townsend's Solitaire	Colorado	Jan 1-7	12%	▲
9	321	Townsend's Solitaire	Colorado	Dec 8-14	12%	▲
10	321	Townsend's Solitaire	Wyoming	Jan 8-14	11%	◆
1	841	<b>Brown-backed Solitaire</b>	<b>Arizona</b>	<b>Aug 1-7</b>	<b>0%</b>	▲
2	841	Brown-backed Solitaire	Arizona	Oct 1-7	0%	▲
3	841	Brown-backed Solitaire	Arizona	Jul 15-21	0%	▲
4	841	Brown-backed Solitaire	Arizona	Jul 22-31	0%	▲
5	841	Brown-backed Solitaire	California	Sep 1-7	0%	●
1	857	<b>Orange-billed Nightingale-Thrush</b>	<b>South Dakota</b>	<b>Jul 15-21</b>	<b>1%</b>	◆
2	857	Orange-billed Nightingale-Thrush	South Dakota	Jul 22-31	1%	◆
3	857	Orange-billed Nightingale-Thrush	South Dakota	Aug 8-14	0%	◆
4	857	Orange-billed Nightingale-Thrush	South Dakota	Jul 8-14	0%	◆
5	857	Orange-billed Nightingale-Thrush	South Dakota	Aug 1-7	0%	◆
6	857	Orange-billed Nightingale-Thrush	South Dakota	Aug 15-21	0%	◆
1	793	<b>Black-headed Nightingale-Thrush</b>	<b>Texas</b>	<b>Jul 15-21</b>	<b>0%</b>	▲
2	793	Black-headed Nightingale-Thrush	Texas	Jul 8-14	0%	▲
3	793	Black-headed Nightingale-Thrush	Texas	Jul 1-7	0%	▲
4	793	Black-headed Nightingale-Thrush	Texas	Jun 15-21	0%	▲
5	793	Black-headed Nightingale-Thrush	Texas	Jun 1-7	0%	▲
6	793	Black-headed Nightingale-Thrush	Texas	May 22-31	0%	●
7	793	Black-headed Nightingale-Thrush	Texas	Jun 22-30	0%	▲
8	793	Black-headed Nightingale-Thrush	Texas	Jul 22-31	0%	▲
9	793	Black-headed Nightingale-Thrush	Texas	Aug 1-7	0%	▲
10	793	Black-headed Nightingale-Thrush	Texas	Aug 15-21	0%	▲
1	209	<b>Veery</b>	<b>Vermont</b>	<b>Jul 1-7</b>	<b>28%</b>	▲
2	209	Veery	Vermont	Jun 22-30	27%	▲
3	209	Veery	Vermont	May 22-31	26%	▲
4	209	Veery	Vermont	Jun 8-14	25%	▲

2015 Impatient Birder's Guide (USA Lower 48)

Species Top 10s

Row	Rank	Species	State	Date	% of Checklists	Quality
5	209	Veery	Vermont	Jun 15-21	25%	▲
6	209	Veery	Vermont	Jul 8-14	24%	▲
7	209	Veery	Vermont	Jun 1-7	23%	▲
8	209	Veery	New Hampshire	Jun 22-30	23%	▲
9	209	Veery	New Hampshire	May 22-31	23%	▲
10	209	Veery	New Hampshire	Jun 1-7	22%	▲
1	388	<b>Gray-cheeked Thrush</b>	<b>North Dakota</b>	<b>May 8-14</b>	11%	◆
2	388	Gray-cheeked Thrush	Illinois	May 8-14	10%	▲
3	388	Gray-cheeked Thrush	North Dakota	May 15-21	9%	◆
4	388	Gray-cheeked Thrush	Indiana	May 8-14	8%	▲
5	388	Gray-cheeked Thrush	Illinois	Sep 15-21	8%	▲
6	388	Gray-cheeked Thrush	Illinois	May 15-21	8%	▲
7	388	Gray-cheeked Thrush	Georgia	Sep 22-30	7%	▲
8	388	Gray-cheeked Thrush	Ohio	May 15-21	7%	●
9	388	Gray-cheeked Thrush	Washington, DC	May 15-21	7%	◆
10	388	Gray-cheeked Thrush	Ohio	May 8-14	7%	●
1	627	<b>Bicknell's Thrush</b>	<b>New Hampshire</b>	<b>Jun 8-14</b>	4%	▲
2	627	Bicknell's Thrush	New Hampshire	Jun 15-21	4%	▲
3	627	Bicknell's Thrush	New Hampshire	Jun 22-30	3%	▲
4	627	Bicknell's Thrush	New Hampshire	Jul 1-7	3%	▲
5	627	Bicknell's Thrush	New Hampshire	Jul 8-14	3%	▲
6	627	Bicknell's Thrush	New Hampshire	Jun 1-7	2%	▲
7	627	Bicknell's Thrush	Vermont	Jun 15-21	2%	▲
8	627	Bicknell's Thrush	Vermont	Jun 1-7	2%	▲
9	627	Bicknell's Thrush	Vermont	Jun 8-14	2%	▲
10	627	Bicknell's Thrush	Vermont	Jun 22-30	2%	▲
1	160	<b>Swainson's Thrush</b>	<b>North Dakota</b>	<b>May 8-14</b>	32%	◆
2	160	Swainson's Thrush	Illinois	Sep 8-14	28%	▲
3	160	Swainson's Thrush	Illinois	Sep 15-21	28%	▲
4	160	Swainson's Thrush	Indiana	Sep 15-21	28%	▲
5	160	Swainson's Thrush	Washington, DC	May 15-21	27%	◆
6	160	Swainson's Thrush	Oregon	Jun 22-30	27%	▲
7	160	Swainson's Thrush	North Dakota	May 15-21	26%	◆
8	160	Swainson's Thrush	Missouri	May 8-14	26%	▲
9	160	Swainson's Thrush	Oregon	Jun 15-21	26%	▲
10	160	Swainson's Thrush	Washington, DC	May 8-14	26%	▲
1	93	<b>Hermit Thrush</b>	<b>Louisiana</b>	<b>Dec 15-21</b>	28%	▲
2	93	Hermit Thrush	Arkansas	Dec 15-21	27%	▲
3	93	Hermit Thrush	Illinois	Oct 8-14	23%	▲
4	93	Hermit Thrush	Louisiana	Feb 1-7	22%	▲
5	93	Hermit Thrush	Louisiana	Feb 8-14	22%	▲
6	93	Hermit Thrush	Wisconsin	Oct 8-14	22%	▲
7	93	Hermit Thrush	Wisconsin	Oct 1-7	21%	▲

2015 Impatient Birder's Guide (USA Lower 48)

Species Top 10s

Row	Rank	Species	State	Date	% of Checklists	Quality
8	93	Hermit Thrush	New Hampshire	Jun 22-30	21%	▲
9	93	Hermit Thrush	New Hampshire	Jun 15-21	21%	▲
10	93	Hermit Thrush	Illinois	Oct 15-21	20%	▲
1	135	<b>Wood Thrush</b>	<b>West Virginia</b>	<b>May 8-14</b>	<b>39%</b>	▲
2	135	Wood Thrush	West Virginia	Jun 8-14	35%	▲
3	135	Wood Thrush	West Virginia	May 1-7	35%	▲
4	135	Wood Thrush	Washington, DC	May 8-14	35%	▲
5	135	Wood Thrush	Pennsylvania	May 8-14	34%	●
6	135	Wood Thrush	Washington, DC	May 1-7	34%	▲
7	135	Wood Thrush	West Virginia	May 22-31	33%	▲
8	135	Wood Thrush	West Virginia	Jun 1-7	33%	▲
9	135	Wood Thrush	West Virginia	Jun 15-21	33%	▲
10	135	Wood Thrush	West Virginia	May 15-21	32%	▲
1	816	<b>Eyebrowed Thrush</b>	<b>California</b>	<b>May 22-31</b>	<b>0%</b>	●
1	866	<b>Dusky Thrush</b>	<b>Washington</b>	<b>Jun 22-30</b>	<b>0%</b>	▲
1	764	<b>Fieldfare</b>	<b>Massachusetts</b>	<b>Mar 15-21</b>	<b>1%</b>	▲
2	764	Fieldfare	Massachusetts	Mar 22-31	0%	▲
3	764	Fieldfare	Delaware	Mar 22-31	0%	▲
4	764	Fieldfare	Massachusetts	Apr 1-7	0%	▲
5	764	Fieldfare	Minnesota	Nov 8-14	0%	▲
6	764	Fieldfare	Massachusetts	Apr 8-14	0%	▲
7	764	Fieldfare	New York	Feb 1-7	0%	●
1	832	<b>Redwing</b>	<b>Washington</b>	<b>Feb 22-28</b>	<b>0%</b>	▲
2	832	Redwing	Washington	Dec 15-21	0%	▲
3	832	Redwing	Washington	Dec 22-31	0%	▲
4	832	Redwing	Washington	Jan 1-7	0%	▲
5	832	Redwing	Washington	Jan 8-14	0%	▲
6	832	Redwing	Washington	Jan 15-21	0%	▲
7	832	Redwing	Washington	Mar 1-7	0%	▲
8	832	Redwing	Pennsylvania	Feb 1-7	0%	▲
1	530	<b>Clay-colored Thrush</b>	<b>Texas</b>	<b>Nov 8-14</b>	<b>3%</b>	●
2	530	Clay-colored Thrush	Texas	Nov 1-7	2%	●
3	530	Clay-colored Thrush	Texas	Mar 1-7	2%	●
4	530	Clay-colored Thrush	Texas	Mar 22-31	2%	●
5	530	Clay-colored Thrush	Texas	Jan 8-14	2%	●
6	530	Clay-colored Thrush	Texas	Feb 22-28	2%	●
7	530	Clay-colored Thrush	Texas	Mar 8-14	1%	●
8	530	Clay-colored Thrush	Texas	Mar 15-21	1%	●
9	530	Clay-colored Thrush	Texas	Jan 15-21	1%	●
10	530	Clay-colored Thrush	Texas	Apr 1-7	1%	●
1	733	<b>White-throated Thrush</b>	<b>Texas</b>	<b>Jan 15-21</b>	<b>0%</b>	●
2	733	White-throated Thrush	Texas	Jan 22-31	0%	●
3	733	White-throated Thrush	Texas	Jan 8-14	0%	●

2015 Impatient Birder's Guide (USA Lower 48)

Species Top 10s

Row	Rank	Species	State	Date	% of Checklists	Quality
4	733	White-throated Thrush	Texas	Feb 8-14	0%	●
5	733	White-throated Thrush	Texas	Sep 1-7	0%	▲
6	733	White-throated Thrush	Texas	Mar 15-21	0%	●
7	733	White-throated Thrush	Texas	Mar 1-7	0%	●
8	733	White-throated Thrush	Texas	Feb 22-28	0%	●
9	733	White-throated Thrush	Texas	Jan 1-7	0%	●
10	733	White-throated Thrush	Texas	Feb 15-21	0%	●
1	661	<b>Rufous-backed Robin</b>	<b>Arizona</b>	<b>Jan 8-14</b>	<b>1%</b>	▲
2	661	Rufous-backed Robin	Arizona	Nov 22-30	1%	▲
3	661	Rufous-backed Robin	Arizona	Jan 1-7	1%	▲
4	661	Rufous-backed Robin	Arizona	Jan 15-21	1%	▲
5	661	Rufous-backed Robin	Arizona	Dec 22-31	1%	▲
6	661	Rufous-backed Robin	Arizona	Feb 8-14	1%	▲
7	661	Rufous-backed Robin	Arizona	Dec 15-21	1%	▲
8	661	Rufous-backed Robin	Arizona	Feb 22-28	0%	▲
9	661	Rufous-backed Robin	Arizona	Feb 1-7	0%	▲
10	661	Rufous-backed Robin	Arizona	Jan 22-31	0%	▲
1	4	<b>American Robin</b>	<b>Washington, DC</b>	<b>Apr 22-30</b>	<b>75%</b>	◆
2	4	American Robin	Washington, DC	Apr 15-21	74%	◆
3	4	American Robin	Washington, DC	May 8-14	72%	▲
4	4	American Robin	Washington, DC	May 1-7	72%	▲
5	4	American Robin	Iowa	Jun 15-21	72%	◆
6	4	American Robin	Iowa	May 22-31	71%	▲
7	4	American Robin	Illinois	May 1-7	71%	●
8	4	American Robin	Ohio	Apr 22-30	71%	●
9	4	American Robin	Iowa	Jul 8-14	70%	◆
10	4	American Robin	Ohio	Apr 15-21	70%	▲
1	859	<b>Red-legged Thrush</b>	<b>Florida</b>	<b>May 22-31</b>	<b>0%</b>	▲
1	308	<b>Varied Thrush</b>	<b>Oregon</b>	<b>Dec 15-21</b>	<b>20%</b>	▲
2	308	Varied Thrush	Oregon	Dec 22-31	20%	▲
3	308	Varied Thrush	Oregon	Feb 15-21	20%	▲
4	308	Varied Thrush	Oregon	Feb 8-14	18%	▲
5	308	Varied Thrush	Oregon	Jan 8-14	18%	▲
6	308	Varied Thrush	Oregon	Feb 22-28	17%	▲
7	308	Varied Thrush	Oregon	Dec 8-14	17%	▲
8	308	Varied Thrush	Oregon	Mar 1-7	17%	▲
9	308	Varied Thrush	Oregon	Feb 1-7	16%	▲
10	308	Varied Thrush	Oregon	Jan 15-21	16%	▲
1	761	<b>Arizonaec Thrush</b>	<b>Arizona</b>	<b>Aug 8-14</b>	<b>1%</b>	▲
2	761	Arizonaec Thrush	Arizona	Aug 1-7	0%	▲
3	761	Arizonaec Thrush	Arizona	Jul 22-31	0%	▲
4	761	Aztec Thrush	Texas	Aug 1-7	0%	▲
5	761	Arizonaec Thrush	Arizona	Jun 8-14	0%	▲












































2015 Impatient Birder's Guide (USA Lower 48)

Species Top 10s

Row	Rank	Species	State	Date	% of Checklists	Quality
6	761	Aztec Thrush	Texas	May 15-21	0%	●
7	761	Arizonatec Thrush	Arizona	Feb 1-7	0%	▲
8	761	Arizonatec Thrush	Arizona	Aug 15-21	0%	▲
9	761	Arizonatec Thrush	Arizona	Jan 8-14	0%	▲
10	761	Arizonatec Thrush	Arizona	Jan 15-21	0%	▲
1	720	<b>Blue Mockingbird</b>	<b>Arizona</b>	<b>Feb 8-14</b>	<b>0%</b>	▲
2	720	Blue Mockingbird	Arizona	Mar 8-14	0%	▲
3	720	Blue Mockingbird	Texas	Apr 15-21	0%	●
4	720	Blue Mockingbird	Texas	Mar 1-7	0%	●
5	720	Blue Mockingbird	Arizona	Jan 15-21	0%	▲
6	720	Blue Mockingbird	Texas	Feb 1-7	0%	●
7	720	Blue Mockingbird	Texas	Jul 15-21	0%	▲
8	720	Blue Mockingbird	Texas	Jul 1-7	0%	▲
9	720	Blue Mockingbird	Texas	Jul 8-14	0%	▲
10	720	Blue Mockingbird	Texas	May 1-7	0%	●
1	36	<b>Gray Catbird</b>	<b>Massachusetts</b>	<b>May 15-21</b>	<b>59%</b>	●
2	36	Gray Catbird	Massachusetts	May 8-14	57%	●
3	36	Gray Catbird	Massachusetts	May 22-31	57%	●
4	36	Gray Catbird	Pennsylvania	May 8-14	56%	●
5	36	Gray Catbird	Connecticut	May 8-14	56%	▲
6	36	Gray Catbird	Washington, DC	Sep 22-30	54%	◆
7	36	Gray Catbird	Washington, DC	Sep 15-21	54%	◆
8	36	Gray Catbird	Washington, DC	Oct 1-7	54%	◆
9	36	Gray Catbird	Pennsylvania	May 15-21	54%	●
10	36	Gray Catbird	Ohio	May 15-21	54%	●
1	278	<b>Curve-billed Thrasher</b>	<b>Arizona</b>	<b>Feb 15-21</b>	<b>24%</b>	▲
2	278	Curve-billed Thrasher	Arizona	Oct 8-14	24%	▲
3	278	Curve-billed Thrasher	Arizona	Oct 1-7	23%	▲
4	278	Curve-billed Thrasher	Arizona	Oct 15-21	22%	▲
5	278	Curve-billed Thrasher	Arizona	Feb 8-14	21%	▲
6	278	Curve-billed Thrasher	Arizona	Sep 15-21	21%	▲
7	278	Curve-billed Thrasher	Arizona	Mar 1-7	21%	▲
8	278	Curve-billed Thrasher	Arizona	Nov 1-7	21%	▲
9	278	Curve-billed Thrasher	Arizona	Feb 22-28	21%	▲
10	278	Curve-billed Thrasher	Arizona	Mar 22-31	21%	▲
1	71	<b>Brown Thrasher</b>	<b>Mississippi</b>	<b>May 1-7</b>	<b>42%</b>	◆
2	71	Brown Thrasher	Georgia	Oct 1-7	41%	▲
3	71	Brown Thrasher	Mississippi	May 8-14	40%	◆
4	71	Brown Thrasher	Georgia	Sep 22-30	39%	▲
5	71	Brown Thrasher	Alabama	Oct 1-7	38%	▲
6	71	Brown Thrasher	Georgia	Apr 22-30	38%	▲
7	71	Brown Thrasher	Mississippi	Oct 1-7	37%	◆
8	71	Brown Thrasher	Mississippi	Jun 8-14	37%	◆

2015 Impatient Birder's Guide (USA Lower 48)

Species Top 10s

Row	Rank	Species	State	Date	% of Checklists	Quality
9	71	Brown Thrasher	Louisiana	Oct 8-14	 36%	▲
10	71	Brown Thrasher	Nebraska	Jun 1-7	 36%	▲
1	396	<b>Long-billed Thrasher</b>	<b>Texas</b>	<b>Nov 8-14</b>	 <b>10%</b>	●
2	396	Long-billed Thrasher	Texas	Nov 1-7	 7%	●
3	396	Long-billed Thrasher	Texas	Feb 22-28	 7%	●
4	396	Long-billed Thrasher	Texas	Feb 8-14	 6%	●
5	396	Long-billed Thrasher	Texas	Mar 8-14	 6%	●
6	396	Long-billed Thrasher	Texas	Mar 1-7	 6%	●
7	396	Long-billed Thrasher	Texas	Feb 1-7	 6%	●
8	396	Long-billed Thrasher	Texas	Jan 15-21	 6%	●
9	396	Long-billed Thrasher	Texas	Jan 22-31	 6%	●
10	396	Long-billed Thrasher	Texas	Mar 15-21	 6%	●
1	601	<b>Bendire's Thrasher</b>	<b>Arizona</b>	<b>Jan 15-21</b>	 <b>2%</b>	▲
2	601	Bendire's Thrasher	Arizona	Jan 22-31	 1%	▲
3	601	Bendire's Thrasher	Arizona	Feb 22-28	 1%	▲
4	601	Bendire's Thrasher	Arizona	Feb 8-14	 1%	▲
5	601	Bendire's Thrasher	Arizona	Mar 8-14	 1%	▲
6	601	Bendire's Thrasher	Arizona	Feb 1-7	 1%	▲
7	601	Bendire's Thrasher	Arizona	Feb 15-21	 1%	▲
8	601	Bendire's Thrasher	Arizona	Mar 1-7	 1%	▲
9	601	Bendire's Thrasher	Arizona	Jan 8-14	 1%	▲
10	601	Bendire's Thrasher	Arizona	Dec 22-31	 1%	▲
1	352	<b>California Thrasher</b>	<b>California</b>	<b>Apr 8-14</b>	 <b>7%</b>	●
2	352	California Thrasher	California	Apr 22-30	 7%	●
3	352	California Thrasher	California	Apr 1-7	 7%	●
4	352	California Thrasher	California	Apr 15-21	 7%	●
5	352	California Thrasher	California	Mar 22-31	 7%	●
6	352	California Thrasher	California	May 1-7	 7%	●
7	352	California Thrasher	California	Mar 1-7	 6%	●
8	352	California Thrasher	California	Dec 15-21	 6%	●
9	352	California Thrasher	California	May 8-14	 6%	●
10	352	California Thrasher	California	Mar 8-14	 6%	●
1	592	<b>Le Conte's Thrasher</b>	<b>Nevada</b>	<b>Nov 15-21</b>	 <b>1%</b>	◆
2	592	Le Conte's Thrasher	Nevada	Sep 22-30	 1%	▲
3	592	Le Conte's Thrasher	Arizona	Feb 22-28	 1%	▲
4	592	Le Conte's Thrasher	Arizona	Jan 22-31	 1%	▲
5	592	Le Conte's Thrasher	Nevada	Dec 15-21	 1%	◆
6	592	Le Conte's Thrasher	Arizona	Jan 15-21	 1%	▲
7	592	Le Conte's Thrasher	Nevada	Jul 1-7	 1%	◆
8	592	Le Conte's Thrasher	Nevada	Sep 8-14	 1%	◆
9	592	Le Conte's Thrasher	Nevada	Nov 8-14	 1%	◆
10	592	Le Conte's Thrasher	Nevada	Apr 22-30	 1%	▲
1	481	<b>Crissal Thrasher</b>	<b>Nevada</b>	<b>Jan 15-21</b>	 <b>7%</b>	◆



2015 Impatient Birder's Guide (USA Lower 48)

Species Top 10s

Row	Rank	Species	State	Date	% of Checklists	Quality
2	481	Crissal Thrasher	Nevada	Feb 1-7	7%	◆
3	481	Crissal Thrasher	Nevada	Jan 22-31	7%	◆
4	481	Crissal Thrasher	Nevada	Nov 8-14	6%	◆
5	481	Crissal Thrasher	Nevada	Nov 1-7	6%	◆
6	481	Crissal Thrasher	Nevada	Mar 1-7	6%	◆
7	481	Crissal Thrasher	Nevada	Feb 22-28	6%	◆
8	481	Crissal Thrasher	Nevada	Sep 22-30	6%	▲
9	481	Crissal Thrasher	Nevada	Feb 8-14	5%	◆
10	481	Crissal Thrasher	Nevada	Mar 8-14	5%	◆
<b>1</b>	<b>439</b>	<b>Sage Thrasher</b>	<b>Nevada</b>	<b>Jun 8-14</b>	<b>29%</b>	▲
2	439	Sage Thrasher	Nevada	Jun 22-30	17%	▲
3	439	Sage Thrasher	Idaho	Jun 8-14	14%	▲
4	439	Sage Thrasher	Nevada	Jun 15-21	14%	◆
5	439	Sage Thrasher	Nevada	Jun 1-7	11%	◆
6	439	Sage Thrasher	Idaho	May 22-31	11%	▲
7	439	Sage Thrasher	Idaho	Jun 1-7	9%	▲
8	439	Sage Thrasher	Nevada	Sep 1-7	6%	◆
9	439	Sage Thrasher	Wyoming	Jul 8-14	6%	◆
10	439	Sage Thrasher	Nevada	Aug 8-14	6%	◆
<b>1</b>	<b>743</b>	<b>Bahama Mockingbird</b>	<b>Florida</b>	<b>May 15-21</b>	<b>1%</b>	▲
2	743	Bahama Mockingbird	Florida	May 1-7	0%	▲
3	743	Bahama Mockingbird	Florida	Jul 22-31	0%	▲
4	743	Bahama Mockingbird	Florida	Jul 15-21	0%	▲
5	743	Bahama Mockingbird	Florida	Jul 8-14	0%	▲
6	743	Bahama Mockingbird	Florida	Jun 22-30	0%	▲
7	743	Bahama Mockingbird	Florida	Jan 15-21	0%	●
8	743	Bahama Mockingbird	Florida	May 8-14	0%	▲
9	743	Bahama Mockingbird	Florida	Apr 22-30	0%	●
10	743	Bahama Mockingbird	Florida	Apr 8-14	0%	●
<b>1</b>	<b>23</b>	<b>Northern Mockingbird</b>	<b>Louisiana</b>	<b>Jun 1-7</b>	<b>73%</b>	▲
2	23	Northern Mockingbird	Louisiana	Jun 22-30	72%	▲
3	23	Northern Mockingbird	Louisiana	Jul 1-7	71%	▲
4	23	Northern Mockingbird	Louisiana	Jun 8-14	69%	▲
5	23	Northern Mockingbird	Louisiana	Oct 15-21	68%	▲
6	23	Northern Mockingbird	Louisiana	Jul 8-14	68%	▲
7	23	Northern Mockingbird	Louisiana	Jun 15-21	67%	▲
8	23	Northern Mockingbird	Louisiana	Oct 1-7	67%	▲
9	23	Northern Mockingbird	Louisiana	Oct 8-14	67%	▲
10	23	Northern Mockingbird	Louisiana	Feb 1-7	64%	▲
<b>1</b>	<b>6</b>	<b>European Starling</b>	<b>Washington, DC</b>	<b>May 8-14</b>	<b>63%</b>	▲
2	6	European Starling	Washington, DC	Jul 15-21	62%	◆
3	6	European Starling	Washington, DC	Jul 8-14	61%	◆
4	6	European Starling	Washington, DC	Jun 22-30	60%	◆





























2015 Impatient Birder's Guide (USA Lower 48)

Species Top 10s

Row	Rank	Species	State	Date	% of Checklists	Quality
5	6	European Starling	Washington, DC	Jun 8-14	60%	◆
6	6	European Starling	Washington, DC	Jun 15-21	60%	◆
7	6	European Starling	Washington, DC	May 15-21	59%	◆
8	6	European Starling	Washington, DC	Apr 15-21	59%	◆
9	6	European Starling	Washington, DC	May 1-7	58%	▲
10	6	European Starling	Washington, DC	May 22-31	57%	◆
1	634	<b>Common Myna</b>	<b>Florida</b>	<b>Apr 22-30</b>	<b>1%</b>	●
2	634	Common Myna	Florida	May 1-7	1%	▲
3	634	Common Myna	Florida	May 15-21	1%	▲
4	634	Common Myna	Florida	Apr 15-21	1%	●
5	634	Common Myna	Florida	May 22-31	1%	▲
6	634	Common Myna	Florida	Aug 1-7	0%	▲
7	634	Common Myna	Florida	Jun 22-30	0%	▲
8	634	Common Myna	Florida	Jul 1-7	0%	▲
9	634	Common Myna	Florida	Jun 8-14	0%	▲
10	634	Common Myna	Florida	Mar 1-7	0%	●
1	850	<b>Siberian Accentor</b>	<b>Montana</b>	<b>Dec 15-21</b>	<b>0%</b>	◆
2	850	Siberian Accentor	Montana	Dec 1-7	0%	◆
3	850	Siberian Accentor	Idaho	Mar 1-7	0%	▲
4	850	Siberian Accentor	Montana	Feb 8-14	0%	◆
5	850	Siberian Accentor	Montana	Jan 15-21	0%	◆
6	850	Siberian Accentor	Idaho	Jan 8-14	0%	▲
7	850	Siberian Accentor	Montana	Jan 8-14	0%	◆
8	850	Siberian Accentor	Idaho	Jan 22-31	0%	▲
9	850	Siberian Accentor	Montana	Dec 8-14	0%	◆
10	850	Siberian Accentor	Montana	Nov 22-30	0%	◆
1	826	<b>Eastern Yellow Wagtail</b>	<b>Oregon</b>	<b>Aug 22-31</b>	<b>0%</b>	▲
2	826	Eastern Yellow Wagtail	Nevada	Sep 8-14	0%	◆
3	826	Eastern Yellow Wagtail	California	Sep 15-21	0%	●
4	826	Eastern Yellow Wagtail	California	Sep 1-7	0%	●
5	826	Eastern Yellow Wagtail	California	Sep 8-14	0%	●
6	826	Eastern Yellow Wagtail	New York	Sep 1-7	0%	●
7	826	Eastern Yellow Wagtail	California	Aug 22-31	0%	●
8	826	Eastern Yellow Wagtail	California	Sep 22-30	0%	●
1	890	<b>Citrine Wagtail</b>	<b>Mississippi</b>	<b>Feb 1-7</b>	<b>0%</b>	◆
1	837	<b>Gray Wagtail</b>	<b>California</b>	<b>Oct 8-14</b>	<b>0%</b>	●
1	685	<b>White Wagtail</b>	<b>California</b>	<b>Dec 8-14</b>	<b>0%</b>	●
2	685	White Wagtail	Michigan	Apr 8-14	0%	▲
3	685	White Wagtail	New Mexico	Apr 8-14	0%	▲
4	685	White Wagtail	South Carolina	Apr 15-21	0%	▲
5	685	White Wagtail	California	Apr 22-30	0%	●
6	685	White Wagtail	Washington	May 1-7	0%	▲
7	685	White Wagtail	California	Mar 1-7	0%	●

2015 Impatient Birder's Guide (USA Lower 48)

Species Top 10s

Row	Rank	Species	State	Date	% of Checklists	Quality
8	685	White Wagtail	Washington	Feb 8-14	0%	▲
9	685	White Wagtail	California	Feb 8-14	0%	●
10	685	White Wagtail	California	Jan 8-14	0%	●
1	783	<b>Olive-backed Pipit</b>	<b>California</b>	<b>Nov 1-7</b>	<b>0%</b>	●
2	783	Olive-backed Pipit	Nevada	May 15-21	0%	▲
1	695	<b>Red-throated Pipit</b>	<b>California</b>	<b>Oct 15-21</b>	<b>0%</b>	●
2	695	Red-throated Pipit	California	Oct 22-31	0%	●
3	695	Red-throated Pipit	California	Oct 1-7	0%	●
4	695	Red-throated Pipit	California	Oct 8-14	0%	●
5	695	Red-throated Pipit	Oregon	Oct 22-31	0%	▲
6	695	Red-throated Pipit	Oregon	Oct 15-21	0%	▲
7	695	Red-throated Pipit	California	Nov 1-7	0%	●
8	695	Red-throated Pipit	Nevada	Sep 22-30	0%	▲
9	695	Red-throated Pipit	Arizona	May 1-7	0%	▲
10	695	Red-throated Pipit	California	Jan 1-7	0%	●
1	193	<b>American Pipit</b>	<b>Louisiana</b>	<b>Dec 15-21</b>	 <b>24%</b>	▲
2	193	American Pipit	Louisiana	Feb 1-7	 20%	▲
3	193	American Pipit	Louisiana	Dec 22-31	 19%	▲
4	193	American Pipit	Louisiana	Jan 22-31	 19%	▲
5	193	American Pipit	Louisiana	Feb 8-14	 19%	▲
6	193	American Pipit	Louisiana	Dec 8-14	 19%	▲
7	193	American Pipit	Louisiana	Jan 8-14	 18%	▲
8	193	American Pipit	Louisiana	Jan 15-21	 17%	▲
9	193	American Pipit	Louisiana	Jan 1-7	 17%	▲
10	193	American Pipit	Nevada	Nov 8-14	 15%	◆
1	546	<b>Sprague's Pipit</b>	<b>Montana</b>	<b>Jun 15-21</b>	 <b>5%</b>	▲
2	546	Sprague's Pipit	Montana	Jun 22-30	 5%	▲
3	546	Sprague's Pipit	North Dakota	Jul 1-7	 4%	◆
4	546	Sprague's Pipit	North Dakota	Jun 15-21	 4%	▲
5	546	Sprague's Pipit	North Dakota	Jun 1-7	 4%	▲
6	546	Sprague's Pipit	North Dakota	Jun 8-14	 4%	▲
7	546	Sprague's Pipit	North Dakota	Jul 15-21	 3%	◆
8	546	Sprague's Pipit	North Dakota	Jul 8-14	 3%	◆
9	546	Sprague's Pipit	Montana	Jun 8-14	 3%	▲
10	546	Sprague's Pipit	Kansas	Oct 8-14	 3%	▲
1	501	<b>Bohemian Waxwing</b>	<b>Montana</b>	<b>Dec 15-21</b>	 <b>11%</b>	◆
2	501	Bohemian Waxwing	Montana	Dec 22-31	 9%	▲
3	501	Bohemian Waxwing	Montana	Jan 8-14	 8%	◆
4	501	Bohemian Waxwing	Montana	Jan 1-7	 8%	▲
5	501	Bohemian Waxwing	Montana	Dec 8-14	 8%	◆
6	501	Bohemian Waxwing	Montana	Feb 8-14	 8%	◆
7	501	Bohemian Waxwing	Montana	Jan 22-31	 8%	▲
8	501	Bohemian Waxwing	Montana	Jan 15-21	 7%	◆

2015 Impatient Birder's Guide (USA Lower 48)

Species Top 10s

Row	Rank	Species	State	Date	% of Checklists	Quality
9	501	Bohemian Waxwing	Montana	Dec 1-7	7%	◆
10	501	Bohemian Waxwing	Montana	Feb 1-7	7%	◆
1	45	<b>Cedar Waxwing</b>	<b>Vermont</b>	<b>Jul 8-14</b>	<b>42%</b>	▲
2	45	Cedar Waxwing	Vermont	Jul 1-7	41%	▲
3	45	Cedar Waxwing	Wisconsin	Aug 15-21	41%	▲
4	45	Cedar Waxwing	Wisconsin	Aug 22-31	41%	▲
5	45	Cedar Waxwing	Vermont	Jun 22-30	39%	▲
6	45	Cedar Waxwing	Vermont	Aug 8-14	39%	▲
7	45	Cedar Waxwing	West Virginia	Aug 22-31	39%	◆
8	45	Cedar Waxwing	Vermont	Jul 22-31	39%	▲
9	45	Cedar Waxwing	Wisconsin	Sep 1-7	39%	▲
10	45	Cedar Waxwing	Wisconsin	Aug 8-14	38%	▲
1	773	<b>Gray Silky-flycatcher</b>	<b>California</b>	<b>Jan 22-31</b>	<b>0%</b>	●
2	773	Gray Silky-flycatcher	Texas	Feb 22-28	0%	●
3	773	Gray Silky-flycatcher	Texas	Mar 22-31	0%	●
4	773	Gray Silky-flycatcher	Texas	Jan 8-14	0%	●
5	773	Gray Silky-flycatcher	Texas	Jan 15-21	0%	●
6	773	Gray Silky-flycatcher	Texas	Jan 22-31	0%	●
7	773	Gray Silky-flycatcher	California	Feb 1-7	0%	●
8	773	Gray Silky-flycatcher	Texas	Nov 1-7	0%	●
9	773	Gray Silky-flycatcher	Texas	Feb 1-7	0%	●
10	773	Gray Silky-flycatcher	Texas	Nov 8-14	0%	●
1	306	<b>Phainopepla</b>	<b>Arizona</b>	<b>Dec 15-21</b>	<b>18%</b>	▲
2	306	Phainopepla	Arizona	Mar 8-14	17%	▲
3	306	Phainopepla	Arizona	Dec 22-31	16%	▲
4	306	Phainopepla	Arizona	Feb 8-14	16%	▲
5	306	Phainopepla	Arizona	Mar 15-21	16%	▲
6	306	Phainopepla	Arizona	Mar 1-7	16%	▲
7	306	Phainopepla	Arizona	Mar 22-31	16%	▲
8	306	Phainopepla	Arizona	May 8-14	16%	▲
9	306	Phainopepla	Arizona	Feb 1-7	15%	▲
10	306	Phainopepla	Arizona	Apr 15-21	15%	▲
1	584	<b>Olive Warbler</b>	<b>Arizona</b>	<b>Jun 15-21</b>	<b>2%</b>	▲
2	584	Olive Warbler	Arizona	Jun 1-7	2%	▲
3	584	Olive Warbler	Arizona	May 22-31	2%	▲
4	584	Olive Warbler	Arizona	Apr 22-30	2%	●
5	584	Olive Warbler	Arizona	Aug 8-14	2%	▲
6	584	Olive Warbler	Arizona	Jul 15-21	2%	▲
7	584	Olive Warbler	Arizona	Jun 22-30	2%	▲
8	584	Olive Warbler	Arizona	Aug 15-21	2%	▲
9	584	Olive Warbler	Arizona	May 15-21	2%	▲
10	584	Olive Warbler	Arizona	Jun 8-14	2%	▲
1	407	<b>Lapland Longspur</b>	<b>Kansas</b>	<b>Dec 15-21</b>	<b>10%</b>	▲












































2015 Impatient Birder's Guide (USA Lower 48)

Species Top 10s

Row	Rank	Species	State	Date	% of Checklists	Quality
2	407	Lapland Longspur	North Dakota	Oct 15-21	9%	◆
3	407	Lapland Longspur	Kansas	Dec 22-31	7%	▲
4	407	Lapland Longspur	South Dakota	Mar 1-7	7%	◆
5	407	Lapland Longspur	North Dakota	Mar 22-31	7%	◆
6	407	Lapland Longspur	North Dakota	Oct 22-31	7%	◆
7	407	Lapland Longspur	Kansas	Dec 8-14	6%	◆
8	407	Lapland Longspur	Kansas	Nov 15-21	6%	▲
9	407	Lapland Longspur	Kansas	Dec 1-7	6%	▲
10	407	Lapland Longspur	South Dakota	Feb 22-28	6%	◆
<b>1</b>	<b>533</b>	<b>Chestnut-collared Longspur</b>	<b>North Dakota</b>	<b>Jun 8-14</b>	<b>11%</b>	▲
2	533	Chestnut-collared Longspur	North Dakota	Jun 15-21	10%	▲
3	533	Chestnut-collared Longspur	North Dakota	Jun 1-7	9%	▲
4	533	Chestnut-collared Longspur	Montana	Jun 22-30	7%	▲
5	533	Chestnut-collared Longspur	Montana	Jun 15-21	7%	▲
6	533	Chestnut-collared Longspur	North Dakota	Jul 1-7	6%	◆
7	533	Chestnut-collared Longspur	Montana	Jun 8-14	5%	▲
8	533	Chestnut-collared Longspur	North Dakota	Jun 22-30	5%	▲
9	533	Chestnut-collared Longspur	North Dakota	Jul 8-14	5%	◆
10	533	Chestnut-collared Longspur	Montana	Jun 1-7	5%	▲
<b>1</b>	<b>610</b>	<b>Smith's Longspur</b>	<b>Oklahoma</b>	<b>Dec 15-21</b>	<b>3%</b>	◆
2	610	Smith's Longspur	Oklahoma	Jan 8-14	2%	▲
3	610	Smith's Longspur	Oklahoma	Jan 1-7	2%	▲
4	610	Smith's Longspur	Oklahoma	Jan 15-21	2%	◆
5	610	Smith's Longspur	Oklahoma	Dec 22-31	2%	▲
6	610	Smith's Longspur	Oklahoma	Jan 22-31	2%	▲
7	610	Smith's Longspur	Oklahoma	Nov 22-30	2%	◆
8	610	Smith's Longspur	Kansas	Nov 8-14	1%	▲
9	610	Smith's Longspur	Arkansas	Jan 15-21	1%	◆
10	610	Smith's Longspur	Oklahoma	Mar 1-7	1%	◆
<b>1</b>	<b>572</b>	<b>McCown's Longspur</b>	<b>Wyoming</b>	<b>Apr 22-30</b>	<b>4%</b>	▲
2	572	McCown's Longspur	Montana	Jun 22-30	3%	▲
3	572	McCown's Longspur	Wyoming	May 1-7	3%	▲
4	572	McCown's Longspur	Wyoming	Apr 15-21	3%	◆
5	572	McCown's Longspur	Wyoming	Jun 1-7	3%	◆
6	572	McCown's Longspur	Wyoming	Aug 8-14	3%	▲
7	572	McCown's Longspur	Montana	Jun 8-14	3%	▲
8	572	McCown's Longspur	Wyoming	Jun 15-21	2%	▲
9	572	McCown's Longspur	Montana	Jun 1-7	2%	▲
10	572	McCown's Longspur	Wyoming	May 8-14	2%	▲
<b>1</b>	<b>365</b>	<b>Snow Bunting</b>	<b>North Dakota</b>	<b>Nov 1-7</b>	<b>19%</b>	◆
2	365	Snow Bunting	North Dakota	Mar 1-7	17%	◆
3	365	Snow Bunting	North Dakota	Jan 22-31	15%	◆
4	365	Snow Bunting	North Dakota	Dec 15-21	13%	◆

2015 Impatient Birder's Guide (USA Lower 48)

Species Top 10s

Row	Rank	Species	State	Date	% of Checklists	Quality
5	365	Snow Bunting	North Dakota	Feb 22-28	 13%	◆
6	365	Snow Bunting	North Dakota	Nov 8-14	 13%	◆
7	365	Snow Bunting	North Dakota	Feb 1-7	 12%	◆
8	365	Snow Bunting	North Dakota	Nov 15-21	 11%	◆
9	365	Snow Bunting	North Dakota	Oct 22-31	 11%	◆
10	365	Snow Bunting	North Dakota	Dec 8-14	 10%	◆
<b>1</b>	<b>794</b>	<b>McKay's Bunting</b>	<b>Washington</b>	<b>Feb 8-14</b>	 <b>0%</b>	▲
2	794	McKay's Bunting	Washington	Feb 15-21	 0%	●
3	794	McKay's Bunting	Washington	Feb 22-28	 0%	▲
4	794	McKay's Bunting	Washington	Jan 15-21	 0%	▲
5	794	McKay's Bunting	Washington	Feb 1-7	 0%	▲
6	794	McKay's Bunting	Washington	Mar 8-14	 0%	▲
7	794	McKay's Bunting	Washington	Dec 15-21	 0%	▲
8	794	McKay's Bunting	Oregon	Feb 22-28	 0%	▲
9	794	McKay's Bunting	Washington	Jan 22-31	 0%	▲
<b>1</b>	<b>129</b>	<b>Ovenbird</b>	<b>Vermont</b>	<b>May 15-21</b>	 <b>40%</b>	▲
2	129	Ovenbird	Vermont	May 22-31	 39%	▲
3	129	Ovenbird	Vermont	Jun 15-21	 38%	▲
4	129	Ovenbird	Vermont	Jun 8-14	 38%	▲
5	129	Ovenbird	Vermont	Jul 1-7	 37%	▲
6	129	Ovenbird	Vermont	May 8-14	 37%	▲
7	129	Ovenbird	Vermont	Jun 22-30	 37%	▲
8	129	Ovenbird	Washington, DC	May 1-7	 36%	▲
9	129	Ovenbird	Vermont	Jun 1-7	 36%	▲
10	129	Ovenbird	New Hampshire	May 15-21	 33%	▲
<b>1</b>	<b>348</b>	<b>Worm-eating Warbler</b>	<b>Kentucky</b>	<b>Jun 1-7</b>	 <b>11%</b>	▲
2	348	Worm-eating Warbler	West Virginia	Apr 22-30	 10%	▲
3	348	Worm-eating Warbler	West Virginia	Jun 1-7	 10%	▲
4	348	Worm-eating Warbler	West Virginia	May 8-14	 10%	▲
5	348	Worm-eating Warbler	West Virginia	May 1-7	 9%	▲
6	348	Worm-eating Warbler	Kentucky	May 1-7	 9%	▲
7	348	Worm-eating Warbler	West Virginia	May 22-31	 8%	▲
8	348	Worm-eating Warbler	Virginia	May 1-7	 8%	▲
9	348	Worm-eating Warbler	Kentucky	May 8-14	 8%	▲
10	348	Worm-eating Warbler	Washington, DC	Aug 22-31	 8%	◆
<b>1</b>	<b>280</b>	<b>Louisiana Waterthrush</b>	<b>Missouri</b>	<b>May 1-7</b>	 <b>13%</b>	▲
2	280	Louisiana Waterthrush	Arkansas	May 8-14	 12%	▲
3	280	Louisiana Waterthrush	Missouri	May 8-14	 12%	▲
4	280	Louisiana Waterthrush	Missouri	Apr 15-21	 12%	▲
5	280	Louisiana Waterthrush	West Virginia	Apr 22-30	 11%	▲
6	280	Louisiana Waterthrush	Kentucky	Jun 1-7	 11%	▲
7	280	Louisiana Waterthrush	Missouri	Apr 22-30	 11%	▲
8	280	Louisiana Waterthrush	West Virginia	Apr 8-14	 11%	▲



2015 Impatient Birder's Guide (USA Lower 48)

Species Top 10s

Row	Rank	Species	State	Date	% of Checklists	Quality
9	280	Louisiana Waterthrush	Missouri	Apr 8-14	11%	
10	280	Louisiana Waterthrush	Kentucky	May 1-7	10%	
<b>1</b>	<b>232</b>	<b>Northern Waterthrush</b>	<b>Illinois</b>	<b>May 8-14</b>	<b>21%</b>	
2	232	Northern Waterthrush	Illinois	May 1-7	19%	
3	232	Northern Waterthrush	Wisconsin	May 8-14	18%	
4	232	Northern Waterthrush	North Dakota	May 8-14	17%	
5	232	Northern Waterthrush	Wisconsin	May 1-7	14%	
6	232	Northern Waterthrush	Illinois	May 15-21	13%	
7	232	Northern Waterthrush	Wisconsin	May 15-21	13%	
8	232	Northern Waterthrush	New Jersey	Sep 8-14	13%	
9	232	Northern Waterthrush	North Dakota	May 15-21	13%	
10	232	Northern Waterthrush	Ohio	May 8-14	13%	
<b>1</b>	<b>769</b>	<b>Bachman's Warbler</b>	<b>South Carolina</b>	<b>Apr 1-7</b>	<b>0%</b>	
2	769	Bachman's Warbler	Florida	Mar 22-31	0%	
3	769	Bachman's Warbler	Mississippi	Mar 22-31	0%	
4	769	Bachman's Warbler	South Carolina	Apr 8-14	0%	
5	769	Bachman's Warbler	South Carolina	Apr 15-21	0%	
6	769	Bachman's Warbler	South Carolina	Apr 22-30	0%	
7	769	Bachman's Warbler	Arkansas	Apr 15-21	0%	
8	769	Bachman's Warbler	Virginia	May 1-7	0%	
9	769	Bachman's Warbler	Arkansas	Apr 22-30	0%	
10	769	Bachman's Warbler	Kentucky	Apr 22-30	0%	
<b>1</b>	<b>417</b>	<b>Golden-winged Warbler</b>	<b>Illinois</b>	<b>May 8-14</b>	<b>9%</b>	
2	417	Golden-winged Warbler	Iowa	May 8-14	8%	
3	417	Golden-winged Warbler	Wisconsin	May 8-14	8%	
4	417	Golden-winged Warbler	Wisconsin	May 15-21	7%	
5	417	Golden-winged Warbler	West Virginia	May 22-31	6%	
6	417	Golden-winged Warbler	Illinois	Sep 8-14	5%	
7	417	Golden-winged Warbler	Missouri	May 1-7	5%	
8	417	Golden-winged Warbler	Missouri	May 8-14	5%	
9	417	Golden-winged Warbler	Indiana	Sep 8-14	5%	
10	417	Golden-winged Warbler	Minnesota	May 8-14	5%	
<b>1</b>	<b>269</b>	<b>Blue-winged Warbler</b>	<b>Connecticut</b>	<b>May 8-14</b>	<b>15%</b>	
2	269	Blue-winged Warbler	West Virginia	May 1-7	15%	
3	269	Blue-winged Warbler	New Jersey	May 1-7	13%	
4	269	Blue-winged Warbler	Kentucky	Apr 22-30	13%	
5	269	Blue-winged Warbler	Washington, DC	Aug 22-31	13%	
6	269	Blue-winged Warbler	Connecticut	May 15-21	12%	
7	269	Blue-winged Warbler	Ohio	May 1-7	12%	
8	269	Blue-winged Warbler	West Virginia	Apr 22-30	12%	
9	269	Blue-winged Warbler	New York	May 8-14	11%	
10	269	Blue-winged Warbler	Connecticut	May 1-7	11%	
<b>1</b>	<b>109</b>	<b>Black-and-white Warbler</b>	<b>Maine</b>	<b>May 8-14</b>	<b>36%</b>	

2015 Impatient Birder's Guide (USA Lower 48)

Species Top 10s

Row	Rank	Species	State	Date	% of Checklists	Quality
2	109	Black-and-white Warbler	Massachusetts	May 8-14	34%	●
3	109	Black-and-white Warbler	Washington, DC	Sep 15-21	34%	◆
4	109	Black-and-white Warbler	Maine	May 15-21	33%	▲
5	109	Black-and-white Warbler	New Hampshire	May 8-14	32%	▲
6	109	Black-and-white Warbler	Washington, DC	May 1-7	32%	▲
7	109	Black-and-white Warbler	Washington, DC	Sep 8-14	30%	◆
8	109	Black-and-white Warbler	Arkansas	May 8-14	29%	▲
9	109	Black-and-white Warbler	New Jersey	May 1-7	28%	●
10	109	Black-and-white Warbler	Arkansas	May 15-21	28%	▲
1	284	<b>Prothonotary Warbler</b>	<b>Louisiana</b>	<b>Jun 8-14</b>	<b>30%</b>	▲
2	284	Prothonotary Warbler	Louisiana	Jun 1-7	30%	▲
3	284	Prothonotary Warbler	Louisiana	Jun 15-21	27%	▲
4	284	Prothonotary Warbler	Louisiana	Jun 22-30	25%	▲
5	284	Prothonotary Warbler	Louisiana	Apr 8-14	21%	▲
6	284	Prothonotary Warbler	Louisiana	Jul 1-7	20%	▲
7	284	Prothonotary Warbler	Louisiana	May 22-31	20%	▲
8	284	Prothonotary Warbler	Louisiana	May 8-14	19%	▲
9	284	Prothonotary Warbler	Louisiana	Apr 1-7	19%	▲
10	284	Prothonotary Warbler	Louisiana	Jul 8-14	19%	▲
1	511	<b>Swainson's Warbler</b>	<b>Louisiana</b>	<b>Jun 15-21</b>	<b>8%</b>	▲
2	511	Swainson's Warbler	Louisiana	Jun 1-7	7%	▲
3	511	Swainson's Warbler	Louisiana	Jun 8-14	7%	▲
4	511	Swainson's Warbler	Louisiana	Jun 22-30	7%	▲
5	511	Swainson's Warbler	Alabama	Jun 22-30	6%	▲
6	511	Swainson's Warbler	Mississippi	May 1-7	6%	◆
7	511	Swainson's Warbler	Louisiana	Jul 1-7	6%	▲
8	511	Swainson's Warbler	Mississippi	Apr 15-21	6%	◆
9	511	Swainson's Warbler	Alabama	Jun 1-7	6%	▲
10	511	Swainson's Warbler	Mississippi	Apr 22-30	5%	▲
1	795	<b>Crescent-chested Warbler</b>	<b>Arizona</b>	<b>Aug 8-14</b>	<b>0%</b>	▲
2	795	Crescent-chested Warbler	Arizona	Jul 15-21	0%	▲
3	795	Crescent-chested Warbler	Arizona	Sep 8-14	0%	▲
4	795	Crescent-chested Warbler	Arizona	Apr 22-30	0%	●
5	795	Crescent-chested Warbler	Arizona	Apr 1-7	0%	▲
6	795	Crescent-chested Warbler	Arizona	Jan 22-31	0%	▲
7	795	Crescent-chested Warbler	Arizona	Nov 8-14	0%	▲
8	795	Crescent-chested Warbler	Arizona	Jan 8-14	0%	▲
9	795	Crescent-chested Warbler	Arizona	Jan 1-7	0%	▲
10	795	Crescent-chested Warbler	Arizona	Feb 8-14	0%	▲
1	225	<b>Tennessee Warbler</b>	<b>Missouri</b>	<b>May 8-14</b>	<b>25%</b>	▲
2	225	Tennessee Warbler	Indiana	May 8-14	25%	▲
3	225	Tennessee Warbler	Tennessee	Oct 1-7	25%	▲
4	225	Tennessee Warbler	Tennessee	Sep 22-30	25%	▲

2015 Impatient Birder's Guide (USA Lower 48)

Species Top 10s

Row	Rank	Species	State	Date	% of Checklists	Quality
5	225	Tennessee Warbler	Kentucky	Sep 22-30	25%	◆
6	225	Tennessee Warbler	Indiana	Sep 15-21	25%	▲
7	225	Tennessee Warbler	Tennessee	Oct 8-14	24%	▲
8	225	Tennessee Warbler	Arkansas	May 1-7	24%	▲
9	225	Tennessee Warbler	North Dakota	May 15-21	24%	◆
10	225	Tennessee Warbler	Kentucky	Oct 1-7	23%	◆
1	112	<b>Orange-crowned Warbler</b>	<b>Louisiana</b>	<b>Dec 15-21</b>	<b>44%</b>	▲
2	112	Orange-crowned Warbler	Louisiana	Dec 22-31	40%	▲
3	112	Orange-crowned Warbler	Louisiana	Dec 8-14	40%	▲
4	112	Orange-crowned Warbler	Louisiana	Jan 22-31	38%	▲
5	112	Orange-crowned Warbler	Louisiana	Jan 8-14	36%	▲
6	112	Orange-crowned Warbler	Louisiana	Jan 15-21	36%	▲
7	112	Orange-crowned Warbler	Louisiana	Jan 1-7	36%	▲
8	112	Orange-crowned Warbler	Louisiana	Feb 1-7	34%	▲
9	112	Orange-crowned Warbler	Louisiana	Dec 1-7	33%	▲
10	112	Orange-crowned Warbler	North Dakota	Sep 15-21	32%	◆
1	676	<b>Colima Warbler</b>	<b>Texas</b>	<b>May 22-31</b>	<b>0%</b>	●
2	676	Colima Warbler	Texas	Apr 22-30	0%	●
3	676	Colima Warbler	Texas	May 1-7	0%	●
4	676	Colima Warbler	Texas	May 8-14	0%	●
5	676	Colima Warbler	Texas	May 15-21	0%	●
6	676	Colima Warbler	Texas	Aug 15-21	0%	▲
7	676	Colima Warbler	Texas	Jun 22-30	0%	▲
8	676	Colima Warbler	Texas	Apr 15-21	0%	●
9	676	Colima Warbler	Texas	Aug 8-14	0%	▲
10	676	Colima Warbler	Texas	Jun 1-7	0%	▲
1	423	<b>Lucy's Warbler</b>	<b>Arizona</b>	<b>Apr 1-7</b>	<b>22%</b>	▲
2	423	Lucy's Warbler	Arizona	Mar 22-31	20%	▲
3	423	Lucy's Warbler	Arizona	Apr 8-14	19%	▲
4	423	Lucy's Warbler	Arizona	Apr 15-21	18%	▲
5	423	Lucy's Warbler	Arizona	Jun 1-7	16%	▲
6	423	Lucy's Warbler	Arizona	Apr 22-30	16%	●
7	423	Lucy's Warbler	Arizona	Jun 8-14	16%	▲
8	423	Lucy's Warbler	Arizona	May 8-14	16%	▲
9	423	Lucy's Warbler	Arizona	May 22-31	16%	▲
10	423	Lucy's Warbler	Arizona	May 1-7	16%	▲
1	173	<b>Nashville Warbler</b>	<b>Wisconsin</b>	<b>May 8-14</b>	<b>28%</b>	●
2	173	Nashville Warbler	Illinois	May 8-14	27%	▲
3	173	Nashville Warbler	Ohio	May 1-7	24%	●
4	173	Nashville Warbler	Indiana	May 1-7	23%	▲
5	173	Nashville Warbler	Illinois	May 1-7	23%	●
6	173	Nashville Warbler	Michigan	May 8-14	23%	●
7	173	Nashville Warbler	Ohio	May 8-14	23%	●












































2015 Impatient Birder's Guide (USA Lower 48)

Species Top 10s

Row	Rank	Species	State	Date	% of Checklists	Quality
8	173	Nashville Warbler	Wisconsin	May 15-21	23%	●
9	173	Nashville Warbler	Iowa	May 8-14	22%	▲
10	173	Nashville Warbler	Missouri	May 1-7	22%	▲
1	472	<b>Virginia's Warbler</b>	<b>New Mexico</b>	<b>Aug 22-31</b>	10%	▲
2	472	Virginia's Warbler	New Mexico	Sep 1-7	9%	▲
3	472	Virginia's Warbler	New Mexico	May 8-14	9%	▲
4	472	Virginia's Warbler	New Mexico	Aug 15-21	9%	▲
5	472	Virginia's Warbler	New Mexico	May 1-7	9%	▲
6	472	Virginia's Warbler	New Mexico	Sep 8-14	8%	▲
7	472	Virginia's Warbler	New Mexico	May 15-21	7%	▲
8	472	Virginia's Warbler	New Mexico	Apr 22-30	7%	▲
9	472	Virginia's Warbler	New Mexico	Jun 1-7	7%	▲
10	472	Virginia's Warbler	Colorado	May 8-14	6%	▲
1	537	<b>Connecticut Warbler</b>	<b>Washington, DC</b>	<b>Sep 22-30</b>	4%	◆
2	537	Connecticut Warbler	Illinois	May 22-31	3%	●
3	537	Connecticut Warbler	New Jersey	Sep 15-21	3%	▲
4	537	Connecticut Warbler	Illinois	May 15-21	2%	▲
5	537	Connecticut Warbler	Indiana	May 15-21	2%	▲
6	537	Connecticut Warbler	New Jersey	Sep 8-14	2%	▲
7	537	Connecticut Warbler	New Jersey	Oct 1-7	2%	▲
8	537	Connecticut Warbler	Georgia	May 8-14	2%	▲
9	537	Connecticut Warbler	North Dakota	May 22-31	2%	▲
10	537	Connecticut Warbler	Washington, DC	Sep 15-21	2%	◆
1	760	<b>Gray-crowned Yellowthroat</b>	<b>Texas</b>	<b>Jul 15-21</b>	0%	▲
2	760	Gray-crowned Yellowthroat	Texas	Jul 1-7	0%	▲
3	760	Gray-crowned Yellowthroat	Texas	Mar 8-14	0%	●
4	760	Gray-crowned Yellowthroat	Texas	Feb 1-7	0%	●
5	760	Gray-crowned Yellowthroat	Texas	Feb 22-28	0%	●
6	760	Gray-crowned Yellowthroat	Texas	Feb 15-21	0%	●
7	760	Gray-crowned Yellowthroat	Texas	Apr 22-30	0%	●
8	760	Gray-crowned Yellowthroat	Texas	Mar 22-31	0%	●
9	760	Gray-crowned Yellowthroat	Texas	Jul 8-14	0%	▲
10	760	Gray-crowned Yellowthroat	Texas	Apr 15-21	0%	●
1	351	<b>MacGillivray's Warbler</b>	<b>New Mexico</b>	<b>Sep 8-14</b>	16%	▲
2	351	MacGillivray's Warbler	New Mexico	Sep 1-7	15%	▲
3	351	MacGillivray's Warbler	New Mexico	May 15-21	15%	▲
4	351	MacGillivray's Warbler	Arizona	Sep 1-7	14%	▲
5	351	MacGillivray's Warbler	New Mexico	May 8-14	13%	▲
6	351	MacGillivray's Warbler	Arizona	Sep 8-14	13%	▲
7	351	MacGillivray's Warbler	New Mexico	Aug 22-31	11%	▲
8	351	MacGillivray's Warbler	Nevada	Sep 1-7	11%	◆
9	351	MacGillivray's Warbler	New Mexico	May 22-31	11%	▲
10	351	MacGillivray's Warbler	New Mexico	Sep 15-21	11%	▲

2015 Impatient Birder's Guide (USA Lower 48)

Species Top 10s

Row	Rank	Species	State	Date	% of Checklists	Quality
1	389	<b>Mourning Warbler</b>	<b>Wisconsin</b>	<b>May 22-31</b>	 9%	●
2	389	Mourning Warbler	North Dakota	Aug 22-31	 8%	◆
3	389	Mourning Warbler	Illinois	May 22-31	 8%	●
4	389	Mourning Warbler	Wisconsin	Jun 8-14	 8%	▲
5	389	Mourning Warbler	Wisconsin	Jun 1-7	 7%	▲
6	389	Mourning Warbler	Illinois	May 15-21	 7%	▲
7	389	Mourning Warbler	Ohio	May 15-21	 7%	●
8	389	Mourning Warbler	Wisconsin	Jun 22-30	 6%	▲
9	389	Mourning Warbler	Wisconsin	May 15-21	 6%	●
10	389	Mourning Warbler	Wisconsin	Jun 15-21	 6%	▲
1	359	<b>Kentucky Warbler</b>	<b>Arkansas</b>	<b>Jun 1-7</b>	 17%	▲
2	359	Kentucky Warbler	Arkansas	May 8-14	 17%	▲
3	359	Kentucky Warbler	Tennessee	May 8-14	 16%	▲
4	359	Kentucky Warbler	Missouri	May 8-14	 15%	▲
5	359	Kentucky Warbler	Tennessee	May 1-7	 15%	▲
6	359	Kentucky Warbler	Louisiana	Jun 15-21	 15%	▲
7	359	Kentucky Warbler	Tennessee	Apr 22-30	 15%	▲
8	359	Kentucky Warbler	Tennessee	May 15-21	 15%	▲
9	359	Kentucky Warbler	Arkansas	Jun 8-14	 15%	▲
10	359	Kentucky Warbler	Kentucky	May 8-14	 14%	▲
1	39	<b>Common Yellowthroat</b>	<b>Vermont</b>	<b>May 22-31</b>	 49%	▲
2	39	Common Yellowthroat	Vermont	Jul 1-7	 48%	▲
3	39	Common Yellowthroat	Vermont	May 15-21	 47%	▲
4	39	Common Yellowthroat	Vermont	Jul 8-14	 46%	▲
5	39	Common Yellowthroat	Vermont	Jun 15-21	 46%	▲
6	39	Common Yellowthroat	Massachusetts	May 15-21	 46%	●
7	39	Common Yellowthroat	Vermont	Jun 8-14	 45%	▲
8	39	Common Yellowthroat	Vermont	Jun 1-7	 45%	▲
9	39	Common Yellowthroat	Massachusetts	May 22-31	 45%	●
10	39	Common Yellowthroat	Maine	May 22-31	 44%	▲
1	241	<b>Hooded Warbler</b>	<b>West Virginia</b>	<b>May 1-7</b>	 23%	▲
2	241	Hooded Warbler	Louisiana	Apr 8-14	 22%	▲
3	241	Hooded Warbler	Louisiana	Jun 1-7	 21%	▲
4	241	Hooded Warbler	Louisiana	Jun 8-14	 21%	▲
5	241	Hooded Warbler	Louisiana	Jun 15-21	 20%	▲
6	241	Hooded Warbler	Arkansas	Jun 1-7	 20%	▲
7	241	Hooded Warbler	Louisiana	Apr 15-21	 20%	▲
8	241	Hooded Warbler	Tennessee	Apr 22-30	 19%	▲
9	241	Hooded Warbler	Mississippi	Apr 15-21	 19%	◆
10	241	Hooded Warbler	Louisiana	Apr 1-7	 19%	▲
1	98	<b>American Redstart</b>	<b>Washington, DC</b>	<b>Sep 8-14</b>	 39%	◆
2	98	American Redstart	Washington, DC	Sep 15-21	 36%	◆
3	98	American Redstart	Wisconsin	May 15-21	 36%	●



2015 Impatient Birder's Guide (USA Lower 48)

Species Top 10s

Row	Rank	Species	State	Date	% of Checklists	Quality
4	98	American Redstart	Washington, DC	Sep 1-7	33%	◆
5	98	American Redstart	Illinois	May 15-21	33%	▲
6	98	American Redstart	Washington, DC	May 8-14	33%	▲
7	98	American Redstart	Illinois	Sep 8-14	33%	▲
8	98	American Redstart	Georgia	Sep 22-30	33%	▲
9	98	American Redstart	Indiana	Sep 15-21	32%	▲
10	98	American Redstart	Indiana	Sep 8-14	31%	▲
1	623	<b>Kirtland's Warbler</b>	<b>Michigan</b>	<b>Jun 1-7</b>	3%	▲
2	623	Kirtland's Warbler	Michigan	May 15-21	3%	●
3	623	Kirtland's Warbler	Michigan	Jun 8-14	2%	▲
4	623	Kirtland's Warbler	Michigan	May 22-31	2%	●
5	623	Kirtland's Warbler	Michigan	Jun 15-21	2%	▲
6	623	Kirtland's Warbler	Michigan	Jun 22-30	2%	▲
7	623	Kirtland's Warbler	Michigan	Jul 1-7	1%	▲
8	623	Kirtland's Warbler	Ohio	May 8-14	1%	●
9	623	Kirtland's Warbler	Michigan	May 8-14	0%	●
10	623	Kirtland's Warbler	Michigan	Jul 15-21	0%	▲
1	343	<b>Cape May Warbler</b>	<b>Ohio</b>	<b>May 8-14</b>	15%	●
2	343	Cape May Warbler	Washington, DC	Sep 15-21	12%	◆
3	343	Cape May Warbler	Georgia	Apr 22-30	12%	▲
4	343	Cape May Warbler	Georgia	May 1-7	12%	▲
5	343	Cape May Warbler	Washington, DC	Sep 1-7	11%	◆
6	343	Cape May Warbler	Washington, DC	Sep 8-14	11%	◆
7	343	Cape May Warbler	Washington, DC	Sep 22-30	10%	◆
8	343	Cape May Warbler	Kentucky	May 1-7	10%	▲
9	343	Cape May Warbler	Illinois	May 8-14	10%	▲
10	343	Cape May Warbler	Florida	Apr 22-30	9%	●
1	397	<b>Cerulean Warbler</b>	<b>West Virginia</b>	<b>May 1-7</b>	12%	▲
2	397	Cerulean Warbler	West Virginia	Jun 1-7	11%	▲
3	397	Cerulean Warbler	West Virginia	May 15-21	10%	▲
4	397	Cerulean Warbler	West Virginia	May 22-31	9%	▲
5	397	Cerulean Warbler	West Virginia	May 8-14	9%	▲
6	397	Cerulean Warbler	West Virginia	Apr 22-30	8%	▲
7	397	Cerulean Warbler	West Virginia	Jun 8-14	8%	▲
8	397	Cerulean Warbler	Indiana	May 8-14	8%	▲
9	397	Cerulean Warbler	Indiana	May 15-21	7%	▲
10	397	Cerulean Warbler	West Virginia	Jun 15-21	7%	▲
1	122	<b>Northern Parula</b>	<b>Washington, DC</b>	<b>May 1-7</b>	39%	▲
2	122	Northern Parula	Washington, DC	May 8-14	37%	▲
3	122	Northern Parula	Maine	May 15-21	32%	▲
4	122	Northern Parula	Maine	May 8-14	29%	▲
5	122	Northern Parula	Massachusetts	May 8-14	29%	●
6	122	Northern Parula	Missouri	May 1-7	27%	▲














































2015 Impatient Birder's Guide (USA Lower 48)

Species Top 10s

Row	Rank	Species	State	Date	% of Checklists	Quality
7	122	Northern Parula	Maryland	May 1-7	27%	▲
8	122	Northern Parula	New Jersey	May 8-14	26%	●
9	122	Northern Parula	Missouri	May 8-14	26%	▲
10	122	Northern Parula	Maryland	May 8-14	26%	▲
1	642	<b>Tropical Parula</b>	<b>Texas</b>	<b>Nov 8-14</b>	1%	●
2	642	Tropical Parula	Texas	Jan 15-21	0%	●
3	642	Tropical Parula	Texas	Feb 8-14	0%	●
4	642	Tropical Parula	Texas	Feb 22-28	0%	●
5	642	Tropical Parula	Texas	Jan 22-31	0%	●
6	642	Tropical Parula	Texas	Apr 8-14	0%	●
7	642	Tropical Parula	Texas	Apr 22-30	0%	●
8	642	Tropical Parula	Texas	Apr 1-7	0%	●
9	642	Tropical Parula	Texas	Mar 22-31	0%	●
10	642	Tropical Parula	Texas	Feb 1-7	0%	●
1	162	<b>Magnolia Warbler</b>	<b>Washington, DC</b>	<b>Sep 15-21</b>	37%	◆
2	162	Magnolia Warbler	Kentucky	Sep 22-30	35%	◆
3	162	Magnolia Warbler	Washington, DC	Sep 22-30	34%	◆
4	162	Magnolia Warbler	Tennessee	Sep 22-30	33%	▲
5	162	Magnolia Warbler	Washington, DC	Sep 8-14	33%	◆
6	162	Magnolia Warbler	Tennessee	Oct 1-7	32%	▲
7	162	Magnolia Warbler	Kentucky	Sep 15-21	32%	◆
8	162	Magnolia Warbler	Tennessee	Sep 15-21	31%	▲
9	162	Magnolia Warbler	Kentucky	Sep 8-14	30%	◆
10	162	Magnolia Warbler	Washington, DC	Sep 1-7	29%	◆
1	354	<b>Bay-breasted Warbler</b>	<b>Ohio</b>	<b>May 8-14</b>	17%	●
2	354	Bay-breasted Warbler	Ohio	May 15-21	15%	●
3	354	Bay-breasted Warbler	Indiana	Sep 15-21	14%	▲
4	354	Bay-breasted Warbler	Indiana	Sep 8-14	11%	▲
5	354	Bay-breasted Warbler	Indiana	Sep 22-30	11%	▲
6	354	Bay-breasted Warbler	Illinois	Sep 15-21	11%	▲
7	354	Bay-breasted Warbler	Kentucky	Sep 15-21	11%	◆
8	354	Bay-breasted Warbler	Kentucky	Oct 1-7	10%	◆
9	354	Bay-breasted Warbler	Ohio	Sep 15-21	9%	▲
10	354	Bay-breasted Warbler	Ohio	Sep 8-14	9%	▲
1	255	<b>Blackburnian Warbler</b>	<b>Ohio</b>	<b>May 8-14</b>	20%	●
2	255	Blackburnian Warbler	New Hampshire	Jun 15-21	18%	▲
3	255	Blackburnian Warbler	Washington, DC	Sep 1-7	16%	◆
4	255	Blackburnian Warbler	New Hampshire	Jun 8-14	15%	▲
5	255	Blackburnian Warbler	New Hampshire	Jun 22-30	15%	▲
6	255	Blackburnian Warbler	Vermont	May 22-31	14%	▲
7	255	Blackburnian Warbler	Ohio	May 15-21	14%	●
8	255	Blackburnian Warbler	Wisconsin	May 15-21	14%	●
9	255	Blackburnian Warbler	New Hampshire	Jun 1-7	14%	▲

2015 Impatient Birder's Guide (USA Lower 48)

Species Top 10s

Row	Rank	Species	State	Date	% of Checklists	Quality
10	255	Blackburnian Warbler	Vermont	Jun 8-14	 14%	▲
1	57	<b>Yellow Warbler</b>	<b>Ohio</b>	<b>May 8-14</b>	 <b>49%</b>	●
2	57	Yellow Warbler	Rhode Island	May 22-31	 48%	◆
3	57	Yellow Warbler	Ohio	May 15-21	 47%	●
4	57	Yellow Warbler	Rhode Island	Jun 15-21	 47%	◆
5	57	Yellow Warbler	Rhode Island	Jun 8-14	 47%	◆
6	57	Yellow Warbler	Ohio	May 1-7	 46%	●
7	57	Yellow Warbler	Rhode Island	May 15-21	 44%	◆
8	57	Yellow Warbler	Massachusetts	May 15-21	 44%	●
9	57	Yellow Warbler	New York	May 15-21	 43%	●
10	57	Yellow Warbler	Rhode Island	May 8-14	 43%	◆
1	179	<b>Chestnut-sided Warbler</b>	<b>Vermont</b>	<b>May 15-21</b>	 <b>32%</b>	▲
2	179	Chestnut-sided Warbler	Vermont	May 22-31	 32%	▲
3	179	Chestnut-sided Warbler	Vermont	Jun 8-14	 28%	▲
4	179	Chestnut-sided Warbler	Vermont	Jun 1-7	 27%	▲
5	179	Chestnut-sided Warbler	Washington, DC	Sep 15-21	 27%	◆
6	179	Chestnut-sided Warbler	Maine	May 15-21	 27%	▲
7	179	Chestnut-sided Warbler	Ohio	May 8-14	 26%	●
8	179	Chestnut-sided Warbler	New Hampshire	May 15-21	 26%	▲
9	179	Chestnut-sided Warbler	Vermont	Jun 15-21	 26%	▲
10	179	Chestnut-sided Warbler	Wisconsin	May 15-21	 25%	●
1	230	<b>Blackpoll Warbler</b>	<b>Washington, DC</b>	<b>May 15-21</b>	 <b>47%</b>	◆
2	230	Blackpoll Warbler	Washington, DC	May 8-14	 34%	▲
3	230	Blackpoll Warbler	Maryland	May 15-21	 24%	▲
4	230	Blackpoll Warbler	Virginia	May 15-21	 23%	▲
5	230	Blackpoll Warbler	New Jersey	May 15-21	 22%	▲
6	230	Blackpoll Warbler	Virginia	May 8-14	 21%	▲
7	230	Blackpoll Warbler	Washington, DC	May 22-31	 20%	◆
8	230	Blackpoll Warbler	Delaware	May 15-21	 20%	▲
9	230	Blackpoll Warbler	North Dakota	May 15-21	 19%	◆
10	230	Blackpoll Warbler	Massachusetts	Sep 22-30	 18%	▲
1	223	<b>Black-throated Blue Warbler</b>	<b>Washington, DC</b>	<b>May 8-14</b>	 <b>32%</b>	▲
2	223	Black-throated Blue Warbler	Washington, DC	May 1-7	 29%	▲
3	223	Black-throated Blue Warbler	Washington, DC	Oct 1-7	 25%	◆
4	223	Black-throated Blue Warbler	Massachusetts	May 8-14	 21%	●
5	223	Black-throated Blue Warbler	Washington, DC	Sep 22-30	 21%	◆
6	223	Black-throated Blue Warbler	North Carolina	May 1-7	 21%	▲
7	223	Black-throated Blue Warbler	Ohio	May 8-14	 20%	●
8	223	Black-throated Blue Warbler	New York	May 8-14	 20%	●
9	223	Black-throated Blue Warbler	Washington, DC	Sep 15-21	 20%	◆
10	223	Black-throated Blue Warbler	New Hampshire	Jun 15-21	 19%	▲
1	118	<b>Palm Warbler</b>	<b>Florida</b>	<b>Oct 22-31</b>	 <b>46%</b>	▲
2	118	Palm Warbler	Florida	Nov 1-7	 44%	▲

2015 Impatient Birder's Guide (USA Lower 48)

Species Top 10s

Row	Rank	Species	State	Date	% of Checklists	Quality
3	118	Palm Warbler	Florida	Oct 15-21	43%	▲
4	118	Palm Warbler	Florida	Nov 8-14	43%	▲
5	118	Palm Warbler	Florida	Dec 1-7	42%	▲
6	118	Palm Warbler	Florida	Dec 8-14	42%	▲
7	118	Palm Warbler	Florida	Nov 15-21	42%	▲
8	118	Palm Warbler	Florida	Dec 15-21	42%	▲
9	118	Palm Warbler	Florida	Nov 22-30	41%	●
10	118	Palm Warbler	Florida	Dec 22-31	37%	●
1	111	<b>Pine Warbler</b>	<b>Georgia</b>	<b>Mar 15-21</b>	<b>35%</b>	▲
2	111	Pine Warbler	Georgia	Mar 8-14	34%	▲
3	111	Pine Warbler	Georgia	Apr 8-14	33%	▲
4	111	Pine Warbler	Georgia	Mar 1-7	33%	▲
5	111	Pine Warbler	Georgia	Feb 22-28	33%	▲
6	111	Pine Warbler	Louisiana	Feb 8-14	32%	▲
7	111	Pine Warbler	Arkansas	May 22-31	32%	▲
8	111	Pine Warbler	Georgia	Mar 22-31	32%	▲
9	111	Pine Warbler	Louisiana	Feb 1-7	32%	▲
10	111	Pine Warbler	Arkansas	Jun 1-7	32%	▲
1	27	<b>Yellow-rumped Warbler</b>	<b>Louisiana</b>	<b>Feb 1-7</b>	<b>68%</b>	▲
2	27	Yellow-rumped Warbler	Louisiana	Jan 22-31	67%	▲
3	27	Yellow-rumped Warbler	Louisiana	Dec 15-21	66%	▲
4	27	Yellow-rumped Warbler	Louisiana	Jan 8-14	66%	▲
5	27	Yellow-rumped Warbler	Louisiana	Feb 8-14	66%	▲
6	27	Yellow-rumped Warbler	Louisiana	Jan 15-21	65%	▲
7	27	Yellow-rumped Warbler	Louisiana	Dec 22-31	63%	▲
8	27	Yellow-rumped Warbler	Louisiana	Dec 8-14	62%	▲
9	27	Yellow-rumped Warbler	Louisiana	Jan 1-7	59%	▲
10	27	Yellow-rumped Warbler	Louisiana	Mar 1-7	59%	▲
1	240	<b>Yellow-throated Warbler</b>	<b>Kentucky</b>	<b>Apr 22-30</b>	<b>19%</b>	▲
2	240	Yellow-throated Warbler	Florida	Sep 15-21	19%	▲
3	240	Yellow-throated Warbler	West Virginia	Apr 22-30	19%	▲
4	240	Yellow-throated Warbler	Florida	Sep 22-30	18%	▲
5	240	Yellow-throated Warbler	Kentucky	Jun 1-7	18%	▲
6	240	Yellow-throated Warbler	Kentucky	Apr 15-21	18%	▲
7	240	Yellow-throated Warbler	West Virginia	Apr 8-14	18%	▲
8	240	Yellow-throated Warbler	Florida	Oct 1-7	18%	▲
9	240	Yellow-throated Warbler	Indiana	Apr 22-30	18%	▲
10	240	Yellow-throated Warbler	Kentucky	Apr 8-14	17%	▲
1	238	<b>Prairie Warbler</b>	<b>Florida</b>	<b>Sep 15-21</b>	<b>18%</b>	▲
2	238	Prairie Warbler	Florida	Sep 22-30	18%	▲
3	238	Prairie Warbler	Florida	Oct 1-7	17%	▲
4	238	Prairie Warbler	Florida	Sep 8-14	16%	▲
5	238	Prairie Warbler	Florida	Apr 15-21	15%	●

2015 Impatient Birder's Guide (USA Lower 48)

Species Top 10s

Row	Rank	Species	State	Date	% of Checklists	Quality
6	238	Prairie Warbler	Kentucky	May 8-14	15%	
7	238	Prairie Warbler	Florida	Apr 1-7	14%	
8	238	Prairie Warbler	Florida	Apr 8-14	14%	
9	238	Prairie Warbler	Kentucky	Jun 8-14	14%	
10	238	Prairie Warbler	Florida	Sep 1-7	14%	
<b>1</b>	<b>513</b>	<b>Grace's Warbler</b>	<b>Arizona</b>	<b>Jun 1-7</b>	<b>7%</b>	
2	513	Grace's Warbler	Arizona	Jun 15-21	7%	
3	513	Grace's Warbler	Arizona	May 15-21	7%	
4	513	Grace's Warbler	Arizona	May 22-31	7%	
5	513	Grace's Warbler	Arizona	Jun 8-14	6%	
6	513	Grace's Warbler	Arizona	Jun 22-30	6%	
7	513	Grace's Warbler	Arizona	May 1-7	6%	
8	513	Grace's Warbler	Arizona	May 8-14	5%	
9	513	Grace's Warbler	Arizona	Apr 22-30	5%	
10	513	Grace's Warbler	New Mexico	Jun 15-21	5%	
<b>1</b>	<b>310</b>	<b>Black-throated Gray Warbler</b>	<b>Oregon</b>	<b>May 1-7</b>	<b>14%</b>	
2	310	Black-throated Gray Warbler	Oregon	Apr 22-30	13%	
3	310	Black-throated Gray Warbler	Arizona	Apr 15-21	12%	
4	310	Black-throated Gray Warbler	Arizona	Apr 22-30	12%	
5	310	Black-throated Gray Warbler	Oregon	May 8-14	11%	
6	310	Black-throated Gray Warbler	Oregon	Apr 15-21	11%	
7	310	Black-throated Gray Warbler	Arizona	May 1-7	10%	
8	310	Black-throated Gray Warbler	Oregon	Jun 1-7	10%	
9	310	Black-throated Gray Warbler	Oregon	Jun 8-14	10%	
10	310	Black-throated Gray Warbler	Arizona	Apr 8-14	10%	
<b>1</b>	<b>253</b>	<b>Townsend's Warbler</b>	<b>California</b>	<b>Oct 8-14</b>	<b>15%</b>	
2	253	Townsend's Warbler	California	Oct 1-7	15%	
3	253	Townsend's Warbler	California	Sep 22-30	14%	
4	253	Townsend's Warbler	California	Oct 15-21	14%	
5	253	Townsend's Warbler	California	Oct 22-31	13%	
6	253	Townsend's Warbler	California	Sep 15-21	13%	
7	253	Townsend's Warbler	California	Dec 15-21	13%	
8	253	Townsend's Warbler	California	Dec 8-14	12%	
9	253	Townsend's Warbler	California	Dec 22-31	12%	
10	253	Townsend's Warbler	California	Dec 1-7	11%	
<b>1</b>	<b>416</b>	<b>Hermit Warbler</b>	<b>Oregon</b>	<b>Jun 15-21</b>	<b>12%</b>	
2	416	Hermit Warbler	Oregon	Jun 8-14	11%	
3	416	Hermit Warbler	Oregon	Jul 1-7	11%	
4	416	Hermit Warbler	Oregon	Jun 1-7	11%	
5	416	Hermit Warbler	Oregon	Jun 22-30	11%	
6	416	Hermit Warbler	Oregon	May 8-14	9%	
7	416	Hermit Warbler	Oregon	May 15-21	8%	
8	416	Hermit Warbler	Oregon	May 22-31	8%	

2015 Impatient Birder's Guide (USA Lower 48)



































Species Top 10s

Row	Rank	Species	State	Date	% of Checklists	Quality
9	416	Hermit Warbler	Oregon	May 1-7	7%	▲
10	416	Hermit Warbler	Oregon	Jul 8-14	6%	▲
<b>1</b>	<b>558</b>	<b>Golden-cheeked Warbler</b>	<b>Texas</b>	<b>Mar 22-31</b>	<b>3%</b>	●
2	558	Golden-cheeked Warbler	Texas	Mar 15-21	2%	●
3	558	Golden-cheeked Warbler	Texas	Apr 1-7	2%	●
4	558	Golden-cheeked Warbler	Texas	Apr 22-30	2%	●
5	558	Golden-cheeked Warbler	Texas	Apr 8-14	2%	●
6	558	Golden-cheeked Warbler	Texas	Apr 15-21	2%	●
7	558	Golden-cheeked Warbler	Texas	May 15-21	2%	●
8	558	Golden-cheeked Warbler	Texas	May 1-7	2%	●
9	558	Golden-cheeked Warbler	Texas	May 8-14	2%	●
10	558	Golden-cheeked Warbler	Texas	May 22-31	2%	●
<b>1</b>	<b>155</b>	<b>Black-throated Green Warbler</b>	<b>Maine</b>	<b>May 15-21</b>	<b>34%</b>	▲
2	155	Black-throated Green Warbler	Maine	May 22-31	32%	▲
3	155	Black-throated Green Warbler	Maine	May 8-14	31%	▲
4	155	Black-throated Green Warbler	New Hampshire	Jun 15-21	30%	▲
5	155	Black-throated Green Warbler	Washington, DC	Oct 1-7	28%	◆
6	155	Black-throated Green Warbler	West Virginia	Jun 1-7	26%	▲
7	155	Black-throated Green Warbler	New Hampshire	May 8-14	25%	▲
8	155	Black-throated Green Warbler	Ohio	May 8-14	25%	●
9	155	Black-throated Green Warbler	Massachusetts	May 8-14	24%	●
10	155	Black-throated Green Warbler	West Virginia	May 1-7	24%	▲
<b>1</b>	<b>789</b>	<b>Fan-tailed Warbler</b>	<b>Arizona</b>	<b>May 22-31</b>	<b>0%</b>	▲
2	789	Fan-tailed Warbler	New Mexico	May 15-21	0%	▲
3	789	Fan-tailed Warbler	Texas	Aug 8-14	0%	▲
4	789	Fan-tailed Warbler	Texas	Sep 8-14	0%	▲
5	789	Fan-tailed Warbler	Arizona	Jun 15-21	0%	▲
6	789	Fan-tailed Warbler	Texas	Sep 1-7	0%	▲
7	789	Fan-tailed Warbler	Texas	Aug 15-21	0%	▲
8	789	Fan-tailed Warbler	Arizona	Jun 8-14	0%	▲
9	789	Fan-tailed Warbler	Texas	Sep 15-21	0%	▲
10	789	Fan-tailed Warbler	Arizona	Jun 22-30	0%	▲
<b>1</b>	<b>664</b>	<b>Rufous-capped Warbler</b>	<b>Arizona</b>	<b>Mar 1-7</b>	<b>1%</b>	▲
2	664	Rufous-capped Warbler	Arizona	Jan 22-31	1%	▲
3	664	Rufous-capped Warbler	Arizona	Feb 22-28	1%	▲
4	664	Rufous-capped Warbler	Arizona	Jan 8-14	0%	▲
5	664	Rufous-capped Warbler	Arizona	Dec 8-14	0%	▲
6	664	Rufous-capped Warbler	Arizona	Feb 1-7	0%	▲
7	664	Rufous-capped Warbler	Arizona	Mar 8-14	0%	▲
8	664	Rufous-capped Warbler	Arizona	Feb 15-21	0%	▲
9	664	Rufous-capped Warbler	Arizona	Jan 1-7	0%	▲
10	664	Rufous-capped Warbler	Arizona	Jan 15-21	0%	▲
<b>1</b>	<b>709</b>	<b>Golden-crowned Warbler</b>	<b>Texas</b>	<b>Jan 8-14</b>	<b>0%</b>	●



2015 Impatient Birder's Guide (USA Lower 48)

















Species Top 10s

Row	Rank	Species	State	Date	% of Checklists	Quality
2	709	Golden-crowned Warbler	Texas	Jan 1-7	0%	●
3	709	Golden-crowned Warbler	Texas	Feb 22-28	0%	●
4	709	Golden-crowned Warbler	Texas	Mar 22-31	0%	●
5	709	Golden-crowned Warbler	Texas	Mar 15-21	0%	●
6	709	Golden-crowned Warbler	Texas	Apr 15-21	0%	●
7	709	Golden-crowned Warbler	Texas	Apr 22-30	0%	●
8	709	Golden-crowned Warbler	Texas	Jan 15-21	0%	●
9	709	Golden-crowned Warbler	Texas	Jan 22-31	0%	●
10	709	Golden-crowned Warbler	Texas	Nov 1-7	0%	●
1	317	<b>Canada Warbler</b>	<b>Ohio</b>	<b>May 15-21</b>	 15%	●
2	317	Canada Warbler	Washington, DC	May 15-21	 14%	◆
3	317	Canada Warbler	Washington, DC	Aug 22-31	 13%	◆
4	317	Canada Warbler	Washington, DC	May 8-14	 12%	▲
5	317	Canada Warbler	Illinois	May 15-21	 11%	▲
6	317	Canada Warbler	Maine	May 22-31	 11%	▲
7	317	Canada Warbler	Wisconsin	May 15-21	 10%	●
8	317	Canada Warbler	Illinois	May 22-31	 10%	●
9	317	Canada Warbler	Ohio	May 8-14	 10%	●
10	317	Canada Warbler	New York	May 15-21	 10%	●
1	153	<b>Wilson's Warbler</b>	<b>New Mexico</b>	<b>Sep 8-14</b>	 41%	▲
2	153	Wilson's Warbler	New Mexico	Sep 15-21	 36%	▲
3	153	Wilson's Warbler	New Mexico	Sep 1-7	 35%	▲
4	153	Wilson's Warbler	Colorado	Sep 8-14	 35%	▲
5	153	Wilson's Warbler	California	May 8-14	 28%	●
6	153	Wilson's Warbler	California	May 1-7	 27%	●
7	153	Wilson's Warbler	Colorado	Sep 1-7	 27%	▲
8	153	Wilson's Warbler	Colorado	Sep 15-21	 27%	▲
9	153	Wilson's Warbler	New Mexico	Sep 22-30	 27%	▲
10	153	Wilson's Warbler	Nevada	May 15-21	 26%	▲
1	551	<b>Red-faced Warbler</b>	<b>Arizona</b>	<b>Jun 1-7</b>	 6%	▲
2	551	Red-faced Warbler	Arizona	May 15-21	 5%	▲
3	551	Red-faced Warbler	Arizona	May 22-31	 5%	▲
4	551	Red-faced Warbler	Arizona	Jun 22-30	 5%	▲
5	551	Red-faced Warbler	Arizona	May 1-7	 5%	▲
6	551	Red-faced Warbler	Arizona	Jun 8-14	 4%	▲
7	551	Red-faced Warbler	Arizona	Jun 15-21	 4%	▲
8	551	Red-faced Warbler	Arizona	Apr 22-30	 4%	●
9	551	Red-faced Warbler	Arizona	May 8-14	 4%	▲
10	551	Red-faced Warbler	Arizona	Aug 8-14	 4%	▲
1	463	<b>Painted Redstart</b>	<b>Arizona</b>	<b>Aug 8-14</b>	 9%	▲
2	463	Painted Redstart	Arizona	Jun 1-7	 9%	▲
3	463	Painted Redstart	Arizona	May 22-31	 8%	▲
4	463	Painted Redstart	Arizona	Apr 22-30	 8%	●



2015 Impatient Birder's Guide (USA Lower 48)

Species Top 10s

Row	Rank	Species	State	Date	% of Checklists	Quality
5	463	Painted Redstart	Arizona	May 15-21	 8%	▲
6	463	Painted Redstart	Arizona	Aug 15-21	 8%	▲
7	463	Painted Redstart	Arizona	Jun 22-30	 8%	▲
8	463	Painted Redstart	Arizona	Apr 8-14	 8%	▲
9	463	Painted Redstart	Arizona	Aug 1-7	 8%	▲
10	463	Painted Redstart	Arizona	Apr 15-21	 8%	▲
<b>1</b>	<b>756</b>	<b>Slate-throated Redstart</b>	<b>Arizona</b>	<b>Jul 22-31</b>	<b>0%</b>	▲
2	756	Slate-throated Redstart	Texas	Aug 1-7	0%	▲
3	756	Slate-throated Redstart	Texas	Jun 15-21	0%	▲
4	756	Slate-throated Redstart	Texas	Apr 22-30	0%	●
5	756	Slate-throated Redstart	Texas	Mar 8-14	0%	●
6	756	Slate-throated Redstart	Arizona	May 15-21	0%	▲
7	756	Slate-throated Redstart	Arizona	Jun 1-7	0%	▲
8	756	Slate-throated Redstart	Arizona	May 22-31	0%	▲
9	756	Slate-throated Redstart	Arizona	May 8-14	0%	▲
10	756	Slate-throated Redstart	Arizona	Apr 22-30	0%	●
<b>1</b>	<b>229</b>	<b>Yellow-breasted Chat</b>	<b>Louisiana</b>	<b>Jun 1-7</b>	 <b>32%</b>	▲
2	229	Yellow-breasted Chat	Louisiana	Jun 15-21	 29%	▲
3	229	Yellow-breasted Chat	Arkansas	Jun 15-21	 27%	◆
4	229	Yellow-breasted Chat	Louisiana	Jun 8-14	 27%	▲
5	229	Yellow-breasted Chat	Louisiana	Jun 22-30	 25%	▲
6	229	Yellow-breasted Chat	Mississippi	Jun 1-7	 25%	◆
7	229	Yellow-breasted Chat	Mississippi	Jun 8-14	 25%	◆
8	229	Yellow-breasted Chat	Kentucky	Jun 8-14	 25%	◆
9	229	Yellow-breasted Chat	Mississippi	Jun 15-21	 24%	◆
10	229	Yellow-breasted Chat	Louisiana	Jul 1-7	 24%	▲
<b>1</b>	<b>802</b>	<b>Bananaquit</b>	<b>Florida</b>	<b>Feb 1-7</b>	<b>0%</b>	●
2	802	Bananaquit	Florida	Jun 15-21	0%	▲
3	802	Bananaquit	Florida	Nov 8-14	0%	▲
4	802	Bananaquit	Florida	Feb 22-28	0%	●
5	802	Bananaquit	Florida	Oct 15-21	0%	▲
6	802	Bananaquit	Florida	Jan 8-14	0%	●
7	802	Bananaquit	Florida	Jan 15-21	0%	●
8	802	Bananaquit	Florida	Oct 22-31	0%	▲
9	802	Bananaquit	Florida	Jan 1-7	0%	●
10	802	Bananaquit	Florida	Dec 8-14	0%	▲
<b>1</b>	<b>734</b>	<b>Western Spindalis</b>	<b>Florida</b>	<b>Nov 15-21</b>	<b>0%</b>	▲
2	734	Western Spindalis	Florida	May 15-21	0%	▲
3	734	Western Spindalis	Florida	Jul 22-31	0%	▲
4	734	Western Spindalis	Florida	Feb 22-28	0%	●
5	734	Western Spindalis	Florida	Feb 8-14	0%	●
6	734	Western Spindalis	Florida	Apr 22-30	0%	●
7	734	Western Spindalis	Florida	May 1-7	0%	▲

2015 Impatient Birder's Guide (USA Lower 48)

Species Top 10s

Row	Rank	Species	State	Date	% of Checklists	Quality
8	734	Western Spindalis	Florida	Jan 15-21	0%	●
9	734	Western Spindalis	Florida	Dec 8-14	0%	▲
10	734	Western Spindalis	Florida	Apr 8-14	0%	●
1	668	<b>White-collared Seedeater</b>	<b>Texas</b>	<b>Feb 1-7</b>	<b>0%</b>	●
2	668	White-collared Seedeater	Texas	Feb 8-14	0%	●
3	668	White-collared Seedeater	Texas	Nov 1-7	0%	●
4	668	White-collared Seedeater	Texas	Mar 8-14	0%	●
5	668	White-collared Seedeater	Texas	Apr 15-21	0%	●
6	668	White-collared Seedeater	Texas	Jan 22-31	0%	●
7	668	White-collared Seedeater	Texas	Apr 1-7	0%	●
8	668	White-collared Seedeater	Texas	Feb 22-28	0%	●
9	668	White-collared Seedeater	Texas	Nov 8-14	0%	●
10	668	White-collared Seedeater	Texas	Mar 22-31	0%	●
1	730	<b>Yellow-faced Grassquit</b>	<b>Texas</b>	<b>Feb 8-14</b>	<b>0%</b>	●
2	730	Yellow-faced Grassquit	Texas	Feb 1-7	0%	●
3	730	Yellow-faced Grassquit	Florida	Jan 22-31	0%	●
4	730	Yellow-faced Grassquit	Florida	Jan 1-7	0%	●
5	730	Yellow-faced Grassquit	Florida	Feb 1-7	0%	●
6	730	Yellow-faced Grassquit	Florida	Apr 22-30	0%	●
7	730	Yellow-faced Grassquit	Florida	May 15-21	0%	▲
8	730	Yellow-faced Grassquit	Texas	Feb 22-28	0%	●
9	730	Yellow-faced Grassquit	Texas	Feb 15-21	0%	●
10	730	Yellow-faced Grassquit	Texas	Mar 1-7	0%	●
1	820	<b>Black-faced Grassquit</b>	<b>Florida</b>	<b>May 1-7</b>	<b>0%</b>	▲
2	820	Black-faced Grassquit	Florida	Dec 1-7	0%	▲
3	820	Black-faced Grassquit	Florida	Sep 1-7	0%	▲
1	444	<b>Olive Sparrow</b>	<b>Texas</b>	<b>Nov 8-14</b>	<b>6%</b>	●
2	444	Olive Sparrow	Texas	Mar 8-14	4%	●
3	444	Olive Sparrow	Texas	Mar 15-21	4%	●
4	444	Olive Sparrow	Texas	Feb 8-14	4%	●
5	444	Olive Sparrow	Texas	Mar 22-31	4%	●
6	444	Olive Sparrow	Texas	Mar 1-7	4%	●
7	444	Olive Sparrow	Texas	Nov 1-7	4%	●
8	444	Olive Sparrow	Texas	Jan 15-21	4%	●
9	444	Olive Sparrow	Texas	Jan 22-31	4%	●
10	444	Olive Sparrow	Texas	Apr 22-30	4%	●
1	350	<b>Green-tailed Towhee</b>	<b>New Mexico</b>	<b>Sep 15-21</b>	<b>14%</b>	▲
2	350	Green-tailed Towhee	Arizona	Sep 15-21	14%	▲
3	350	Green-tailed Towhee	New Mexico	May 1-7	12%	▲
4	350	Green-tailed Towhee	New Mexico	May 8-14	12%	▲
5	350	Green-tailed Towhee	New Mexico	Sep 8-14	12%	▲
6	350	Green-tailed Towhee	Arizona	Apr 22-30	11%	●
7	350	Green-tailed Towhee	Nevada	Jun 22-30	11%	▲












































2015 Impatient Birder's Guide (USA Lower 48)

Species Top 10s

Row	Rank	Species	State	Date	% of Checklists	Quality
8	350	Green-tailed Towhee	Arizona	Sep 22-30	11%	▲
9	350	Green-tailed Towhee	Arizona	Apr 15-21	11%	▲
10	350	Green-tailed Towhee	New Mexico	Sep 22-30	11%	▲
<b>1</b>	<b>72</b>	<b>Spotted Towhee</b>	<b>Oregon</b>	<b>Dec 8-14</b>	<b>37%</b>	▲
2	72	Spotted Towhee	Oregon	Dec 15-21	36%	▲
3	72	Spotted Towhee	Oregon	Apr 1-7	36%	▲
4	72	Spotted Towhee	Oregon	Oct 8-14	36%	▲
5	72	Spotted Towhee	Oregon	Dec 22-31	35%	▲
6	72	Spotted Towhee	Oregon	Dec 1-7	34%	▲
7	72	Spotted Towhee	Oregon	Apr 8-14	34%	▲
8	72	Spotted Towhee	Oregon	Apr 15-21	34%	▲
9	72	Spotted Towhee	Oregon	Feb 22-28	34%	▲
10	72	Spotted Towhee	Oregon	Oct 15-21	34%	▲
<b>1</b>	<b>49</b>	<b>Eastern Towhee</b>	<b>West Virginia</b>	<b>May 1-7</b>	<b>51%</b>	▲
2	49	Eastern Towhee	West Virginia	Jun 8-14	50%	▲
3	49	Eastern Towhee	West Virginia	May 15-21	50%	▲
4	49	Eastern Towhee	West Virginia	Apr 22-30	49%	▲
5	49	Eastern Towhee	West Virginia	Jul 15-21	49%	◆
6	49	Eastern Towhee	West Virginia	May 22-31	48%	▲
7	49	Eastern Towhee	West Virginia	Jul 1-7	48%	◆
8	49	Eastern Towhee	West Virginia	Jul 22-31	48%	◆
9	49	Eastern Towhee	West Virginia	Jul 8-14	47%	◆
10	49	Eastern Towhee	West Virginia	May 8-14	47%	▲
<b>1</b>	<b>371</b>	<b>Rufous-crowned Sparrow</b>	<b>Arizona</b>	<b>Aug 1-7</b>	<b>7%</b>	▲
2	371	Rufous-crowned Sparrow	Arizona	Aug 15-21	6%	▲
3	371	Rufous-crowned Sparrow	Oklahoma	Jun 22-30	6%	▲
4	371	Rufous-crowned Sparrow	Arizona	Jul 1-7	6%	▲
5	371	Rufous-crowned Sparrow	Arizona	Jul 22-31	6%	▲
6	371	Rufous-crowned Sparrow	Arizona	Aug 8-14	6%	▲
7	371	Rufous-crowned Sparrow	Arizona	Jun 22-30	5%	▲
8	371	Rufous-crowned Sparrow	Arizona	Aug 22-31	5%	▲
9	371	Rufous-crowned Sparrow	Arizona	Jun 1-7	5%	▲
10	371	Rufous-crowned Sparrow	Arizona	Jul 15-21	5%	▲
<b>1</b>	<b>340</b>	<b>Canyon Towhee</b>	<b>New Mexico</b>	<b>Feb 15-21</b>	<b>15%</b>	▲
2	340	Canyon Towhee	New Mexico	Dec 22-31	14%	▲
3	340	Canyon Towhee	New Mexico	Mar 15-21	14%	▲
4	340	Canyon Towhee	New Mexico	Oct 15-21	13%	▲
5	340	Canyon Towhee	New Mexico	May 8-14	13%	▲
6	340	Canyon Towhee	New Mexico	Nov 1-7	13%	▲
7	340	Canyon Towhee	New Mexico	Mar 22-31	13%	▲
8	340	Canyon Towhee	New Mexico	Apr 1-7	13%	▲
9	340	Canyon Towhee	New Mexico	Jan 8-14	12%	▲
10	340	Canyon Towhee	New Mexico	Feb 22-28	12%	▲

2015 Impatient Birder's Guide (USA Lower 48)

Species Top 10s

Row	Rank	Species	State	Date	% of Checklists	Quality
1	144	<b>California Towhee</b>	<b>California</b>	<b>Apr 8-14</b>	 30%	●
2	144	California Towhee	California	Apr 22-30	 30%	●
3	144	California Towhee	California	Dec 15-21	 29%	●
4	144	California Towhee	California	Apr 1-7	 29%	●
5	144	California Towhee	California	May 15-21	 29%	●
6	144	California Towhee	California	May 1-7	 29%	●
7	144	California Towhee	California	Mar 22-31	 29%	●
8	144	California Towhee	California	May 8-14	 29%	●
9	144	California Towhee	California	Dec 22-31	 28%	●
10	144	California Towhee	California	Apr 15-21	 28%	●
1	330	<b>Abert's Towhee</b>	<b>Arizona</b>	<b>Dec 15-21</b>	 23%	▲
2	330	Abert's Towhee	Arizona	Dec 8-14	 22%	▲
3	330	Abert's Towhee	Arizona	Dec 22-31	 21%	▲
4	330	Abert's Towhee	Arizona	Mar 8-14	 21%	▲
5	330	Abert's Towhee	Arizona	Nov 1-7	 21%	▲
6	330	Abert's Towhee	Arizona	Feb 1-7	 21%	▲
7	330	Abert's Towhee	Arizona	Jan 1-7	 21%	▲
8	330	Abert's Towhee	Arizona	Mar 22-31	 21%	▲
9	330	Abert's Towhee	Arizona	Nov 15-21	 21%	▲
10	330	Abert's Towhee	Arizona	Nov 8-14	 21%	▲
1	506	<b>Rufous-winged Sparrow</b>	<b>Arizona</b>	<b>Aug 15-21</b>	 6%	▲
2	506	Rufous-winged Sparrow	Arizona	Sep 1-7	 5%	▲
3	506	Rufous-winged Sparrow	Arizona	Jul 1-7	 5%	▲
4	506	Rufous-winged Sparrow	Arizona	Aug 22-31	 5%	▲
5	506	Rufous-winged Sparrow	Arizona	Sep 15-21	 5%	▲
6	506	Rufous-winged Sparrow	Arizona	Mar 1-7	 5%	▲
7	506	Rufous-winged Sparrow	Arizona	Jul 8-14	 4%	▲
8	506	Rufous-winged Sparrow	Arizona	Aug 1-7	 4%	▲
9	506	Rufous-winged Sparrow	Arizona	Mar 22-31	 4%	▲
10	506	Rufous-winged Sparrow	Arizona	Sep 22-30	 4%	▲
1	574	<b>Botteri's Sparrow</b>	<b>Arizona</b>	<b>Aug 15-21</b>	 5%	▲
2	574	Botteri's Sparrow	Arizona	Aug 1-7	 5%	▲
3	574	Botteri's Sparrow	Arizona	Aug 8-14	 5%	▲
4	574	Botteri's Sparrow	Arizona	Jul 22-31	 4%	▲
5	574	Botteri's Sparrow	Arizona	Aug 22-31	 4%	▲
6	574	Botteri's Sparrow	Arizona	Jul 15-21	 3%	▲
7	574	Botteri's Sparrow	Arizona	Jul 1-7	 3%	▲
8	574	Botteri's Sparrow	Arizona	Sep 1-7	 3%	▲
9	574	Botteri's Sparrow	Arizona	Jul 8-14	 3%	▲
10	574	Botteri's Sparrow	Arizona	Sep 8-14	 2%	▲
1	480	<b>Cassin's Sparrow</b>	<b>New Mexico</b>	<b>Jun 22-30</b>	 7%	▲
2	480	Cassin's Sparrow	New Mexico	Jun 8-14	 6%	▲
3	480	Cassin's Sparrow	New Mexico	Jul 22-31	 5%	▲












































2015 Impatient Birder's Guide (USA Lower 48)

Species Top 10s

Row	Rank	Species	State	Date	% of Checklists	Quality
4	480	Cassin's Sparrow	New Mexico	Jun 15-21	5%	▲
5	480	Cassin's Sparrow	Arizona	Aug 1-7	4%	▲
6	480	Cassin's Sparrow	Arizona	Aug 15-21	4%	▲
7	480	Cassin's Sparrow	Texas	May 22-31	4%	●
8	480	Cassin's Sparrow	Arizona	Aug 8-14	4%	▲
9	480	Cassin's Sparrow	Oklahoma	Jun 15-21	4%	◆
10	480	Cassin's Sparrow	Arizona	Jul 22-31	4%	▲
<b>1</b>	<b>520</b>	<b>Bachman's Sparrow</b>	<b>Mississippi</b>	<b>Jun 8-14</b>	<b>4%</b>	<b>◆</b>
2	520	Bachman's Sparrow	Alabama	Jun 15-21	4%	▲
3	520	Bachman's Sparrow	Mississippi	Jun 1-7	3%	◆
4	520	Bachman's Sparrow	Mississippi	Jun 15-21	2%	◆
5	520	Bachman's Sparrow	Alabama	May 15-21	2%	▲
6	520	Bachman's Sparrow	Florida	May 22-31	2%	▲
7	520	Bachman's Sparrow	Florida	Jun 1-7	2%	▲
8	520	Bachman's Sparrow	Louisiana	Jun 1-7	2%	▲
9	520	Bachman's Sparrow	Alabama	Aug 15-21	2%	◆
10	520	Bachman's Sparrow	Alabama	Jul 22-31	2%	◆
<b>1</b>	<b>123</b>	<b>American Tree Sparrow</b>	<b>Indiana</b>	<b>Feb 1-7</b>	<b>38%</b>	<b>▲</b>
2	123	American Tree Sparrow	Indiana	Dec 15-21	37%	▲
3	123	American Tree Sparrow	Kansas	Dec 15-21	36%	▲
4	123	American Tree Sparrow	Indiana	Jan 22-31	35%	▲
5	123	American Tree Sparrow	Indiana	Jan 15-21	35%	▲
6	123	American Tree Sparrow	Indiana	Jan 1-7	35%	▲
7	123	American Tree Sparrow	Indiana	Jan 8-14	34%	▲
8	123	American Tree Sparrow	Indiana	Feb 8-14	33%	▲
9	123	American Tree Sparrow	Kansas	Feb 1-7	31%	▲
10	123	American Tree Sparrow	Indiana	Dec 22-31	30%	▲
<b>1</b>	<b>37</b>	<b>Chipping Sparrow</b>	<b>North Dakota</b>	<b>May 8-14</b>	<b>48%</b>	<b>◆</b>
2	37	Chipping Sparrow	Iowa	May 1-7	46%	▲
3	37	Chipping Sparrow	Indiana	Apr 22-30	45%	▲
4	37	Chipping Sparrow	Indiana	May 1-7	44%	▲
5	37	Chipping Sparrow	Indiana	May 8-14	43%	▲
6	37	Chipping Sparrow	Indiana	Apr 15-21	43%	▲
7	37	Chipping Sparrow	New Hampshire	May 8-14	43%	▲
8	37	Chipping Sparrow	Iowa	May 8-14	42%	▲
9	37	Chipping Sparrow	Wisconsin	May 1-7	42%	●
10	37	Chipping Sparrow	North Dakota	May 15-21	42%	◆
<b>1</b>	<b>329</b>	<b>Clay-colored Sparrow</b>	<b>North Dakota</b>	<b>May 15-21</b>	<b>36%</b>	<b>◆</b>
2	329	Clay-colored Sparrow	North Dakota	May 8-14	34%	◆
3	329	Clay-colored Sparrow	North Dakota	Jun 8-14	31%	▲
4	329	Clay-colored Sparrow	North Dakota	Jul 1-7	30%	◆
5	329	Clay-colored Sparrow	North Dakota	Jun 22-30	29%	▲
6	329	Clay-colored Sparrow	North Dakota	Jun 1-7	26%	▲

2015 Impatient Birder's Guide (USA Lower 48)























































































Species Top 10s

Row	Rank	Species	State	Date	% of Checklists	Quality
7	329	Clay-colored Sparrow	Nebraska	May 8-14	 25%	▲
8	329	Clay-colored Sparrow	North Dakota	Jun 15-21	 25%	▲
9	329	Clay-colored Sparrow	North Dakota	Jul 15-21	 25%	◆
10	329	Clay-colored Sparrow	North Dakota	Jul 8-14	 23%	◆
<b>1</b>	<b>360</b>	<b>Brewer's Sparrow</b>	<b>Nevada</b>	<b>Jun 8-14</b>	 <b>30%</b>	▲
2	360	Brewer's Sparrow	Nevada	Jun 22-30	 19%	▲
3	360	Brewer's Sparrow	Nevada	Jun 1-7	 16%	◆
4	360	Brewer's Sparrow	Nevada	Jun 15-21	 15%	◆
5	360	Brewer's Sparrow	Idaho	Jun 8-14	 15%	▲
6	360	Brewer's Sparrow	Idaho	May 22-31	 13%	▲
7	360	Brewer's Sparrow	Nevada	Aug 22-31	 13%	◆
8	360	Brewer's Sparrow	Nevada	Sep 8-14	 12%	◆
9	360	Brewer's Sparrow	Idaho	Jun 1-7	 11%	▲
10	360	Brewer's Sparrow	Utah	Sep 1-7	 11%	▲
<b>1</b>	<b>83</b>	<b>Field Sparrow</b>	<b>Arkansas</b>	<b>Dec 15-21</b>	 <b>30%</b>	▲
2	83	Field Sparrow	West Virginia	Jun 22-30	 30%	▲
3	83	Field Sparrow	Indiana	Apr 15-21	 29%	▲
4	83	Field Sparrow	West Virginia	Jul 15-21	 28%	◆
5	83	Field Sparrow	West Virginia	Jun 15-21	 28%	▲
6	83	Field Sparrow	Indiana	May 8-14	 28%	▲
7	83	Field Sparrow	Nebraska	Jul 8-14	 28%	▲
8	83	Field Sparrow	Ohio	Apr 15-21	 27%	▲
9	83	Field Sparrow	Indiana	Apr 22-30	 27%	▲
10	83	Field Sparrow	Indiana	Jun 1-7	 27%	▲
<b>1</b>	<b>522</b>	<b>Black-chinned Sparrow</b>	<b>Arizona</b>	<b>Dec 15-21</b>	 <b>2%</b>	▲
2	522	Black-chinned Sparrow	Arizona	Dec 22-31	 2%	▲
3	522	Black-chinned Sparrow	Arizona	Feb 22-28	 2%	▲
4	522	Black-chinned Sparrow	New Mexico	May 22-31	 2%	▲
5	522	Black-chinned Sparrow	Arizona	Dec 8-14	 2%	▲
6	522	Black-chinned Sparrow	Arizona	Mar 15-21	 2%	▲
7	522	Black-chinned Sparrow	Arizona	Mar 1-7	 2%	▲
8	522	Black-chinned Sparrow	Nevada	Apr 15-21	 2%	◆
9	522	Black-chinned Sparrow	New Mexico	May 15-21	 2%	▲
10	522	Black-chinned Sparrow	New Mexico	Jun 8-14	 2%	▲
<b>1</b>	<b>234</b>	<b>Vesper Sparrow</b>	<b>North Dakota</b>	<b>Jun 8-14</b>	 <b>28%</b>	▲
2	234	Vesper Sparrow	North Dakota	Jun 1-7	 21%	▲
3	234	Vesper Sparrow	North Dakota	Jun 22-30	 20%	▲
4	234	Vesper Sparrow	Nevada	Jun 8-14	 17%	▲
5	234	Vesper Sparrow	Montana	May 22-31	 17%	▲
6	234	Vesper Sparrow	North Dakota	Jul 1-7	 17%	◆
7	234	Vesper Sparrow	Montana	Jun 1-7	 17%	▲
8	234	Vesper Sparrow	North Dakota	Jul 15-21	 16%	◆
9	234	Vesper Sparrow	Montana	Jun 22-30	 16%	▲



2015 Impatient Birder's Guide (USA Lower 48)

Species Top 10s

Row	Rank	Species	State	Date	% of Checklists	Quality
10	234	Vesper Sparrow	Montana	May 15-21	 15%	
1	202	<b>Lark Sparrow</b>	<b>Nebraska</b>	<b>Jul 8-14</b>	 26%	
2	202	Lark Sparrow	Nebraska	Jun 15-21	 25%	
3	202	Lark Sparrow	Nebraska	Jun 1-7	 24%	
4	202	Lark Sparrow	Nebraska	Jul 15-21	 24%	
5	202	Lark Sparrow	Nebraska	Jul 1-7	 24%	
6	202	Lark Sparrow	Nebraska	Jun 22-30	 24%	
7	202	Lark Sparrow	Kansas	May 8-14	 22%	
8	202	Lark Sparrow	Kansas	May 1-7	 22%	
9	202	Lark Sparrow	Kansas	Jun 15-21	 22%	
10	202	Lark Sparrow	Kansas	Jul 1-7	 21%	
1	687	<b>Five-striped Sparrow</b>	<b>Arizona</b>	<b>Aug 15-21</b>	 1%	
2	687	Five-striped Sparrow	Arizona	Aug 8-14	 1%	
3	687	Five-striped Sparrow	Arizona	Aug 1-7	 1%	
4	687	Five-striped Sparrow	Arizona	Jul 22-31	 1%	
5	687	Five-striped Sparrow	Arizona	Jul 8-14	 1%	
6	687	Five-striped Sparrow	Arizona	Jun 22-30	 1%	
7	687	Five-striped Sparrow	Arizona	Aug 22-31	 0%	
8	687	Five-striped Sparrow	Arizona	Jul 15-21	 0%	
9	687	Five-striped Sparrow	Arizona	May 22-31	 0%	
10	687	Five-striped Sparrow	Arizona	May 15-21	 0%	
1	339	<b>Black-throated Sparrow</b>	<b>Arizona</b>	<b>Mar 22-31</b>	 12%	
2	339	Black-throated Sparrow	Arizona	Mar 1-7	 11%	
3	339	Black-throated Sparrow	Arizona	Mar 8-14	 11%	
4	339	Black-throated Sparrow	Arizona	Jul 1-7	 11%	
5	339	Black-throated Sparrow	Arizona	Mar 15-21	 11%	
6	339	Black-throated Sparrow	Arizona	Feb 22-28	 11%	
7	339	Black-throated Sparrow	Arizona	Apr 1-7	 10%	
8	339	Black-throated Sparrow	Arizona	Aug 15-21	 10%	
9	339	Black-throated Sparrow	Arizona	Aug 8-14	 10%	
10	339	Black-throated Sparrow	Arizona	Jul 22-31	 10%	
1	529	<b>Sagebrush Sparrow</b>	<b>Nevada</b>	<b>Jun 8-14</b>	 17%	
2	529	Sagebrush Sparrow	Idaho	Jun 8-14	 15%	
3	529	Sagebrush Sparrow	Idaho	May 22-31	 10%	
4	529	Sagebrush Sparrow	Nevada	Jun 1-7	 9%	
5	529	Sagebrush Sparrow	Idaho	Jun 1-7	 7%	
6	529	Sagebrush Sparrow	Nevada	Jan 8-14	 6%	
7	529	Sagebrush Sparrow	Nevada	Jun 15-21	 6%	
8	529	Sagebrush Sparrow	Nevada	Jun 22-30	 6%	
9	529	Sagebrush Sparrow	New Mexico	Dec 15-21	 4%	
10	529	Sagebrush Sparrow	Nevada	Aug 8-14	 4%	
1	521	<b>Bell's Sparrow</b>	<b>California</b>	<b>May 22-31</b>	 2%	
2	521	Bell's Sparrow	California	May 15-21	 2%	

2015 Impatient Birder's Guide (USA Lower 48)

Species Top 10s

Row	Rank	Species	State	Date	% of Checklists	Quality
3	521	Bell's Sparrow	California	May 8-14	2%	●
4	521	Bell's Sparrow	California	May 1-7	2%	●
5	521	Bell's Sparrow	California	Aug 22-31	2%	●
6	521	Bell's Sparrow	California	Jun 1-7	2%	●
7	521	Bell's Sparrow	California	Aug 15-21	2%	●
8	521	Bell's Sparrow	California	Apr 22-30	2%	●
9	521	Bell's Sparrow	California	Jul 22-31	1%	●
10	521	Bell's Sparrow	California	Jun 8-14	1%	●
1	426	<b>Lark Bunting</b>	<b>South Dakota</b>	<b>Jun 15-21</b>	14%	◆
2	426	Lark Bunting	South Dakota	Jun 1-7	14%	◆
3	426	Lark Bunting	South Dakota	Jun 8-14	14%	◆
4	426	Lark Bunting	North Dakota	Jun 1-7	12%	▲
5	426	Lark Bunting	North Dakota	Jun 15-21	11%	▲
6	426	Lark Bunting	South Dakota	May 22-31	10%	▲
7	426	Lark Bunting	South Dakota	Aug 8-14	9%	◆
8	426	Lark Bunting	Montana	Jun 22-30	9%	▲
9	426	Lark Bunting	North Dakota	Jun 8-14	9%	▲
10	426	Lark Bunting	South Dakota	Jun 22-30	9%	▲
1	75	<b>Savannah Sparrow</b>	<b>Louisiana</b>	<b>Feb 1-7</b>	35%	▲
2	75	Savannah Sparrow	Louisiana	Dec 15-21	35%	▲
3	75	Savannah Sparrow	Louisiana	Jan 22-31	32%	▲
4	75	Savannah Sparrow	Louisiana	Feb 8-14	32%	▲
5	75	Savannah Sparrow	Louisiana	Jan 15-21	30%	▲
6	75	Savannah Sparrow	Louisiana	Dec 22-31	29%	▲
7	75	Savannah Sparrow	North Dakota	Jul 8-14	27%	◆
8	75	Savannah Sparrow	Louisiana	Oct 22-31	27%	▲
9	75	Savannah Sparrow	Louisiana	Jan 8-14	27%	▲
10	75	Savannah Sparrow	North Dakota	Jun 8-14	26%	▲
1	298	<b>Grasshopper Sparrow</b>	<b>Nebraska</b>	<b>Jul 8-14</b>	23%	▲
2	298	Grasshopper Sparrow	Nebraska	Jun 1-7	23%	▲
3	298	Grasshopper Sparrow	North Dakota	Jun 8-14	23%	▲
4	298	Grasshopper Sparrow	Nebraska	Jul 1-7	22%	▲
5	298	Grasshopper Sparrow	North Dakota	Jun 15-21	21%	▲
6	298	Grasshopper Sparrow	Nebraska	Jun 22-30	20%	▲
7	298	Grasshopper Sparrow	North Dakota	Jun 1-7	20%	▲
8	298	Grasshopper Sparrow	North Dakota	Jul 1-7	19%	◆
9	298	Grasshopper Sparrow	North Dakota	Jun 22-30	19%	▲
10	298	Grasshopper Sparrow	Nebraska	Jun 15-21	18%	▲
1	638	<b>Baird's Sparrow</b>	<b>North Dakota</b>	<b>Jun 1-7</b>	6%	▲
2	638	Baird's Sparrow	North Dakota	Jun 8-14	5%	▲
3	638	Baird's Sparrow	North Dakota	Jun 15-21	5%	▲
4	638	Baird's Sparrow	North Dakota	Jul 1-7	5%	◆
5	638	Baird's Sparrow	North Dakota	Jun 22-30	3%	▲

2015 Impatient Birder's Guide (USA Lower 48)

Species Top 10s

Row	Rank	Species	State	Date	% of Checklists	Quality
6	638	Baird's Sparrow	Montana	Jun 15-21	3%	▲
7	638	Baird's Sparrow	North Dakota	May 22-31	3%	▲
8	638	Baird's Sparrow	North Dakota	Jul 8-14	3%	◆
9	638	Baird's Sparrow	North Dakota	Aug 15-21	2%	◆
10	638	Baird's Sparrow	Montana	Jun 8-14	2%	▲
1	454	<b>Henslow's Sparrow</b>	<b>Illinois</b>	<b>Jun 8-14</b>	<b>6%</b>	●
2	454	Henslow's Sparrow	Illinois	Jun 1-7	6%	●
3	454	Henslow's Sparrow	Indiana	Jul 15-21	6%	▲
4	454	Henslow's Sparrow	Illinois	Jun 15-21	5%	●
5	454	Henslow's Sparrow	Indiana	Jul 8-14	5%	▲
6	454	Henslow's Sparrow	Indiana	Jul 22-31	5%	▲
7	454	Henslow's Sparrow	Illinois	Jun 22-30	5%	●
8	454	Henslow's Sparrow	Indiana	Jun 1-7	5%	▲
9	454	Henslow's Sparrow	Indiana	Jun 22-30	5%	▲
10	454	Henslow's Sparrow	Indiana	Aug 1-7	5%	▲
1	488	<b>Le Conte's Sparrow</b>	<b>Kansas</b>	<b>Oct 15-21</b>	<b>12%</b>	▲
2	488	Le Conte's Sparrow	Kansas	Oct 8-14	7%	▲
3	488	Le Conte's Sparrow	North Dakota	Jul 1-7	7%	◆
4	488	Le Conte's Sparrow	Arkansas	Dec 15-21	7%	▲
5	488	Le Conte's Sparrow	Kansas	Oct 22-31	7%	▲
6	488	Le Conte's Sparrow	Louisiana	Dec 15-21	6%	▲
7	488	Le Conte's Sparrow	South Dakota	Oct 8-14	6%	◆
8	488	Le Conte's Sparrow	North Dakota	Jun 15-21	6%	▲
9	488	Le Conte's Sparrow	North Dakota	Jul 8-14	6%	◆
10	488	Le Conte's Sparrow	Iowa	Oct 8-14	5%	◆
1	493	<b>Nelson's Sparrow</b>	<b>North Dakota</b>	<b>Jul 15-21</b>	<b>8%</b>	◆
2	493	Nelson's Sparrow	North Dakota	Jul 1-7	7%	◆
3	493	Nelson's Sparrow	North Dakota	Jun 15-21	6%	▲
4	493	Nelson's Sparrow	Mississippi	Oct 15-21	5%	◆
5	493	Nelson's Sparrow	North Dakota	Jul 8-14	5%	◆
6	493	Nelson's Sparrow	North Dakota	Jun 8-14	5%	▲
7	493	Nelson's Sparrow	North Dakota	Jun 1-7	5%	▲
8	493	Nelson's Sparrow	North Dakota	Aug 1-7	5%	◆
9	493	Nelson's Sparrow	Mississippi	Oct 1-7	4%	◆
10	493	Nelson's Sparrow	Maine	Aug 8-14	4%	▲
1	471	<b>Saltmarsh Sparrow</b>	<b>Rhode Island</b>	<b>Aug 1-7</b>	<b>10%</b>	◆
2	471	Saltmarsh Sparrow	Rhode Island	Jul 15-21	10%	◆
3	471	Saltmarsh Sparrow	Rhode Island	Jul 22-31	8%	◆
4	471	Saltmarsh Sparrow	Rhode Island	Jul 1-7	7%	◆
5	471	Saltmarsh Sparrow	Rhode Island	Jun 1-7	7%	◆
6	471	Saltmarsh Sparrow	Rhode Island	Aug 8-14	7%	◆
7	471	Saltmarsh Sparrow	Rhode Island	May 22-31	6%	◆
8	471	Saltmarsh Sparrow	Rhode Island	Jun 22-30	6%	◆












































2015 Impatient Birder's Guide (USA Lower 48)

Species Top 10s

Row	Rank	Species	State	Date	% of Checklists	Quality
9	471	SaltMassachusettsrsh Sparrow	Massachusetts	Jul 22-31	6%	▲
10	471	Saltmarsh Sparrow	Rhode Island	Jun 15-21	6%	◆
<b>1</b>	<b>433</b>	<b>Seaside Sparrow</b>	<b>Delaware</b>	<b>May 22-31</b>	<b>17%</b>	▲
2	433	Seaside Sparrow	Delaware	Jul 8-14	13%	◆
3	433	Seaside Sparrow	Delaware	May 15-21	13%	▲
4	433	Seaside Sparrow	Delaware	Jun 8-14	12%	◆
5	433	Seaside Sparrow	Delaware	Jul 22-31	11%	▲
6	433	Seaside Sparrow	Delaware	Jul 15-21	10%	◆
7	433	Seaside Sparrow	Delaware	Aug 1-7	10%	◆
8	433	Seaside Sparrow	Delaware	Jun 15-21	9%	◆
9	433	Seaside Sparrow	Delaware	Aug 8-14	8%	◆
10	433	Seaside Sparrow	Delaware	Aug 15-21	8%	▲
<b>1</b>	<b>152</b>	<b>Fox Sparrow</b>	<b>Arkansas</b>	<b>Dec 15-21</b>	<b>29%</b>	▲
2	152	Fox Sparrow	Oregon	Dec 15-21	20%	▲
3	152	Fox Sparrow	Oregon	Dec 8-14	19%	▲
4	152	Fox Sparrow	Oregon	Dec 1-7	18%	▲
5	152	Fox Sparrow	Oregon	Dec 22-31	18%	▲
6	152	Fox Sparrow	Arkansas	Jan 1-7	18%	▲
7	152	Fox Sparrow	Oregon	Jan 1-7	18%	▲
8	152	Fox Sparrow	Arkansas	Dec 22-31	18%	▲
9	152	Fox Sparrow	Arkansas	Dec 8-14	17%	◆
10	152	Fox Sparrow	Oregon	Jan 8-14	17%	▲
<b>1</b>	<b>8</b>	<b>Song Sparrow</b>	<b>Rhode Island</b>	<b>Jul 15-21</b>	<b>61%</b>	◆
2	8	Song Sparrow	Rhode Island	Jun 22-30	60%	◆
3	8	Song Sparrow	Rhode Island	Jun 8-14	58%	◆
4	8	Song Sparrow	Rhode Island	Jun 15-21	58%	◆
5	8	Song Sparrow	West Virginia	Jul 22-31	56%	◆
6	8	Song Sparrow	Rhode Island	Jul 1-7	55%	◆
7	8	Song Sparrow	Ohio	Apr 22-30	55%	●
8	8	Song Sparrow	Ohio	Apr 15-21	55%	▲
9	8	Song Sparrow	Wisconsin	Jun 15-21	54%	▲
10	8	Song Sparrow	Vermont	Apr 15-21	54%	▲
<b>1</b>	<b>158</b>	<b>Lincoln's Sparrow</b>	<b>Kansas</b>	<b>Oct 15-21</b>	<b>23%</b>	▲
2	158	Lincoln's Sparrow	North Dakota	May 1-7	22%	◆
3	158	Lincoln's Sparrow	North Dakota	May 8-14	21%	◆
4	158	Lincoln's Sparrow	Kansas	Oct 8-14	21%	▲
5	158	Lincoln's Sparrow	North Dakota	Sep 15-21	20%	◆
6	158	Lincoln's Sparrow	Texas	Dec 15-21	18%	●
7	158	Lincoln's Sparrow	Kansas	Oct 1-7	18%	▲
8	158	Lincoln's Sparrow	North Dakota	Sep 22-30	17%	◆
9	158	Lincoln's Sparrow	Nebraska	Oct 8-14	17%	◆
10	158	Lincoln's Sparrow	Nebraska	May 1-7	17%	▲
<b>1</b>	<b>97</b>	<b>Swamp Sparrow</b>	<b>Louisiana</b>	<b>Dec 15-21</b>	<b>38%</b>	▲

2015 Impatient Birder's Guide (USA Lower 48)

Species Top 10s

Row	Rank	Species	State	Date	% of Checklists	Quality
2	97	Swamp Sparrow	Louisiana	Dec 22-31	 32%	▲
3	97	Swamp Sparrow	Louisiana	Feb 1-7	 32%	▲
4	97	Swamp Sparrow	New Jersey	Oct 22-31	 32%	▲
5	97	Swamp Sparrow	Louisiana	Jan 22-31	 31%	▲
6	97	Swamp Sparrow	New Jersey	Oct 8-14	 31%	▲
7	97	Swamp Sparrow	Louisiana	Feb 8-14	 30%	▲
8	97	Swamp Sparrow	Louisiana	Jan 15-21	 29%	▲
9	97	Swamp Sparrow	New Jersey	Oct 15-21	 29%	▲
10	97	Swamp Sparrow	Louisiana	Jan 1-7	 27%	▲
<b>1</b>	<b>34</b>	<b>White-throated Sparrow</b>	<b>Arkansas</b>	<b>Dec 15-21</b>	 <b>65%</b>	▲
2	34	White-throated Sparrow	Washington, DC	Apr 22-30	 65%	◆
3	34	White-throated Sparrow	Washington, DC	Apr 15-21	 54%	◆
4	34	White-throated Sparrow	Arkansas	Dec 8-14	 53%	◆
5	34	White-throated Sparrow	Arkansas	Feb 1-7	 52%	◆
6	34	White-throated Sparrow	Arkansas	Jan 1-7	 52%	▲
7	34	White-throated Sparrow	Arkansas	Apr 15-21	 51%	▲
8	34	White-throated Sparrow	Washington, DC	Oct 22-31	 51%	◆
9	34	White-throated Sparrow	Louisiana	Dec 15-21	 51%	▲
10	34	White-throated Sparrow	Arkansas	Nov 1-7	 51%	◆
<b>1</b>	<b>355</b>	<b>Harris's Sparrow</b>	<b>North Dakota</b>	<b>Oct 8-14</b>	 <b>33%</b>	◆
2	355	Harris's Sparrow	North Dakota	Oct 1-7	 32%	◆
3	355	Harris's Sparrow	Kansas	Dec 15-21	 32%	▲
4	355	Harris's Sparrow	North Dakota	May 8-14	 30%	◆
5	355	Harris's Sparrow	Kansas	Jan 1-7	 26%	▲
6	355	Harris's Sparrow	Kansas	Dec 22-31	 25%	▲
7	355	Harris's Sparrow	Nebraska	Oct 22-31	 25%	▲
8	355	Harris's Sparrow	Kansas	Jan 8-14	 25%	▲
9	355	Harris's Sparrow	Kansas	Apr 22-30	 24%	▲
10	355	Harris's Sparrow	North Dakota	Sep 22-30	 24%	◆
<b>1</b>	<b>51</b>	<b>White-crowned Sparrow</b>	<b>Nevada</b>	<b>Dec 15-21</b>	 <b>55%</b>	◆
2	51	White-crowned Sparrow	Nevada	Oct 1-7	 52%	◆
3	51	White-crowned Sparrow	Nevada	Oct 8-14	 52%	◆
4	51	White-crowned Sparrow	Nevada	Nov 8-14	 52%	◆
5	51	White-crowned Sparrow	Nevada	Oct 15-21	 51%	◆
6	51	White-crowned Sparrow	Nevada	Sep 22-30	 50%	▲
7	51	White-crowned Sparrow	Nevada	Dec 1-7	 50%	◆
8	51	White-crowned Sparrow	Nevada	Nov 15-21	 48%	◆
9	51	White-crowned Sparrow	Nevada	Oct 22-31	 48%	◆
10	51	White-crowned Sparrow	Nevada	Nov 22-30	 47%	◆
<b>1</b>	<b>174</b>	<b>Golden-crowned Sparrow</b>	<b>Oregon</b>	<b>Oct 8-14</b>	 <b>29%</b>	▲
2	174	Golden-crowned Sparrow	Oregon	Dec 15-21	 26%	▲
3	174	Golden-crowned Sparrow	Oregon	Dec 22-31	 25%	▲
4	174	Golden-crowned Sparrow	California	Dec 15-21	 25%	●

2015 Impatient Birder's Guide (USA Lower 48)












































Species Top 10s

Row	Rank	Species	State	Date	% of Checklists	Quality
5	174	Golden-crowned Sparrow	Oregon	Oct 15-21	25%	▲
6	174	Golden-crowned Sparrow	Oregon	Apr 15-21	25%	▲
7	174	Golden-crowned Sparrow	California	Dec 8-14	24%	●
8	174	Golden-crowned Sparrow	Oregon	Nov 1-7	24%	▲
9	174	Golden-crowned Sparrow	Oregon	Oct 1-7	24%	▲
10	174	Golden-crowned Sparrow	California	Dec 1-7	24%	●
<b>1</b>	<b>19</b>	<b>Dark-eyed Junco</b>	<b>Kansas</b>	<b>Dec 15-21</b>	<b>63%</b>	▲
2	19	Dark-eyed Junco	Indiana	Dec 15-21	61%	▲
3	19	Dark-eyed Junco	Arkansas	Dec 15-21	60%	▲
4	19	Dark-eyed Junco	Kansas	Dec 22-31	58%	▲
5	19	Dark-eyed Junco	Indiana	Dec 8-14	58%	▲
6	19	Dark-eyed Junco	Iowa	Dec 15-21	57%	◆
7	19	Dark-eyed Junco	Pennsylvania	Feb 15-21	57%	●
8	19	Dark-eyed Junco	Indiana	Feb 15-21	57%	▲
9	19	Dark-eyed Junco	Kansas	Feb 1-7	57%	▲
10	19	Dark-eyed Junco	Indiana	Jan 1-7	56%	▲
<b>1</b>	<b>499</b>	<b>Yellow-eyed Junco</b>	<b>Arizona</b>	<b>Aug 8-14</b>	<b>7%</b>	▲
2	499	Yellow-eyed Junco	Arizona	Aug 15-21	7%	▲
3	499	Yellow-eyed Junco	Arizona	Jun 1-7	7%	▲
4	499	Yellow-eyed Junco	Arizona	Aug 1-7	7%	▲
5	499	Yellow-eyed Junco	Arizona	Jul 15-21	7%	▲
6	499	Yellow-eyed Junco	Arizona	Jun 22-30	6%	▲
7	499	Yellow-eyed Junco	Arizona	Jul 22-31	6%	▲
8	499	Yellow-eyed Junco	Arizona	May 15-21	6%	▲
9	499	Yellow-eyed Junco	Arizona	Jun 15-21	6%	▲
10	499	Yellow-eyed Junco	Arizona	May 22-31	6%	▲
<b>1</b>	<b>782</b>	<b>Little Bunting</b>	<b>California</b>	<b>Dec 15-21</b>	<b>0%</b>	●
2	782	Little Bunting	California	Dec 8-14	0%	●
3	782	Little Bunting	Oregon	Jan 22-31	0%	▲
4	782	Little Bunting	Oregon	Mar 22-31	0%	▲
5	782	Little Bunting	California	Oct 22-31	0%	●
6	782	Little Bunting	California	Nov 8-14	0%	●
7	782	Little Bunting	California	Oct 15-21	0%	●
<b>1</b>	<b>699</b>	<b>Rustic Bunting</b>	<b>California</b>	<b>Dec 8-14</b>	<b>1%</b>	●
2	699	Rustic Bunting	California	Dec 22-31	0%	●
3	699	Rustic Bunting	Washington	Dec 15-21	0%	▲
4	699	Rustic Bunting	Washington	Dec 22-31	0%	▲
5	699	Rustic Bunting	California	Dec 1-7	0%	●
6	699	Rustic Bunting	Washington	Dec 8-14	0%	▲
7	699	Rustic Bunting	California	Nov 22-30	0%	●
8	699	Rustic Bunting	Washington	Dec 1-7	0%	▲
9	699	Rustic Bunting	Oregon	Apr 1-7	0%	▲
10	699	Rustic Bunting	California	Mar 1-7	0%	●



2015 Inpatient Birder's Guide (USA Lower 48)

Species Top 10s

Row	Rank	Species	State	Date	% of Checklists	Quality
1	492	<b>Hepatic Tanager</b>	<b>Arizona</b>	<b>May 15-21</b>	 7%	▲
2	492	Hepatic Tanager	Arizona	May 22-31	 7%	▲
3	492	Hepatic Tanager	Arizona	May 8-14	 6%	▲
4	492	Hepatic Tanager	Arizona	Jun 1-7	 6%	▲
5	492	Hepatic Tanager	Arizona	May 1-7	 6%	▲
6	492	Hepatic Tanager	Arizona	Aug 1-7	 5%	▲
7	492	Hepatic Tanager	Arizona	Jun 22-30	 5%	▲
8	492	Hepatic Tanager	Arizona	Jul 22-31	 5%	▲
9	492	Hepatic Tanager	Arizona	Jun 15-21	 5%	▲
10	492	Hepatic Tanager	Arizona	Jul 1-7	 5%	▲
1	191	<b>Summer Tanager</b>	<b>Arkansas</b>	<b>May 8-14</b>	 36%	▲
2	191	Summer Tanager	Arkansas	May 1-7	 32%	▲
3	191	Summer Tanager	Arkansas	Jun 1-7	 31%	▲
4	191	Summer Tanager	Louisiana	Jun 1-7	 31%	▲
5	191	Summer Tanager	Arkansas	Jun 8-14	 30%	▲
6	191	Summer Tanager	Arkansas	May 22-31	 30%	▲
7	191	Summer Tanager	Louisiana	Apr 15-21	 29%	▲
8	191	Summer Tanager	Mississippi	May 1-7	 29%	◆
9	191	Summer Tanager	Louisiana	Apr 22-30	 29%	▲
10	191	Summer Tanager	Arkansas	Apr 22-30	 28%	▲
1	149	<b>Scarlet Tanager</b>	<b>West Virginia</b>	<b>May 8-14</b>	 40%	▲
2	149	Scarlet Tanager	West Virginia	May 15-21	 38%	▲
3	149	Scarlet Tanager	West Virginia	Jun 1-7	 37%	▲
4	149	Scarlet Tanager	West Virginia	May 22-31	 36%	▲
5	149	Scarlet Tanager	West Virginia	Jun 8-14	 35%	▲
6	149	Scarlet Tanager	West Virginia	May 1-7	 34%	▲
7	149	Scarlet Tanager	West Virginia	Jun 22-30	 33%	▲
8	149	Scarlet Tanager	West Virginia	Jun 15-21	 32%	▲
9	149	Scarlet Tanager	Washington, DC	May 8-14	 31%	▲
10	149	Scarlet Tanager	Washington, DC	May 1-7	 30%	▲
1	203	<b>Western Tanager</b>	<b>Nevada</b>	<b>May 22-31</b>	 28%	▲
2	203	Western Tanager	New Mexico	May 15-21	 26%	▲
3	203	Western Tanager	New Mexico	May 8-14	 25%	▲
4	203	Western Tanager	Nevada	May 15-21	 25%	▲
5	203	Western Tanager	Utah	Jun 1-7	 25%	▲
6	203	Western Tanager	Arizona	May 15-21	 24%	▲
7	203	Western Tanager	Utah	May 22-31	 24%	▲
8	203	Western Tanager	Oregon	May 15-21	 23%	▲
9	203	Western Tanager	Arizona	May 8-14	 23%	▲
10	203	Western Tanager	Oregon	May 22-31	 23%	▲
1	703	<b>Flame-colored Tanager</b>	<b>Arizona</b>	<b>May 1-7</b>	 1%	▲
2	703	Flame-colored Tanager	Arizona	Apr 1-7	 0%	▲
3	703	Flame-colored Tanager	Arizona	May 8-14	 0%	▲

2015 Impatient Birder's Guide (USA Lower 48)

Species Top 10s

Row	Rank	Species	State	Date	% of Checklists	Quality
4	703	Flame-colored Tanager	Arizona	May 15-21	0%	▲
5	703	Flame-colored Tanager	Arizona	Jul 1-7	0%	▲
6	703	Flame-colored Tanager	Arizona	Jul 8-14	0%	▲
7	703	Flame-colored Tanager	Arizona	Jun 8-14	0%	▲
8	703	Flame-colored Tanager	Arizona	Jul 15-21	0%	▲
9	703	Flame-colored Tanager	Arizona	Jun 15-21	0%	▲
10	703	Flame-colored Tanager	Arizona	May 22-31	0%	▲
1	686	<b>Crimson-collared Grosbeak</b>	<b>Texas</b>	<b>Feb 22-28</b>	<b>0%</b>	●
2	686	Crimson-collared Grosbeak	Texas	Feb 8-14	0%	●
3	686	Crimson-collared Grosbeak	Texas	Feb 15-21	0%	●
4	686	Crimson-collared Grosbeak	Texas	Mar 1-7	0%	●
5	686	Crimson-collared Grosbeak	Texas	Feb 1-7	0%	●
6	686	Crimson-collared Grosbeak	Texas	Jan 15-21	0%	●
7	686	Crimson-collared Grosbeak	Texas	Nov 8-14	0%	●
8	686	Crimson-collared Grosbeak	Texas	Mar 8-14	0%	●
9	686	Crimson-collared Grosbeak	Texas	Apr 8-14	0%	●
10	686	Crimson-collared Grosbeak	Texas	Jan 1-7	0%	●
1	2	<b>Northern Cardinal</b>	<b>Louisiana</b>	<b>Jun 15-21</b>	<b>77%</b>	▲
2	2	Northern Cardinal	Louisiana	Jun 22-30	77%	▲
3	2	Northern Cardinal	Louisiana	Jul 1-7	76%	▲
4	2	Northern Cardinal	Louisiana	Jun 1-7	76%	▲
5	2	Northern Cardinal	Louisiana	Jun 8-14	76%	▲
6	2	Northern Cardinal	Kentucky	Apr 22-30	74%	▲
7	2	Northern Cardinal	Louisiana	Feb 15-21	74%	▲
8	2	Northern Cardinal	Kentucky	May 8-14	73%	▲
9	2	Northern Cardinal	Louisiana	Jul 8-14	73%	▲
10	2	Northern Cardinal	Louisiana	Feb 8-14	73%	▲
1	363	<b>Pyrrhuloxia</b>	<b>Arizona</b>	<b>Mar 15-21</b>	<b>11%</b>	▲
2	363	Pyrrhuloxia	Arizona	Mar 1-7	10%	▲
3	363	Pyrrhuloxia	Arizona	Mar 8-14	10%	▲
4	363	Pyrrhuloxia	Arizona	Mar 22-31	10%	▲
5	363	Pyrrhuloxia	Arizona	Feb 22-28	10%	▲
6	363	Pyrrhuloxia	Arizona	Dec 22-31	10%	▲
7	363	Pyrrhuloxia	Arizona	Apr 1-7	9%	▲
8	363	Pyrrhuloxia	Arizona	Dec 15-21	9%	▲
9	363	Pyrrhuloxia	Arizona	Jan 1-7	9%	▲
10	363	Pyrrhuloxia	Arizona	Feb 15-21	9%	▲
1	801	<b>Yellow Grosbeak</b>	<b>Arizona</b>	<b>Jun 8-14</b>	<b>0%</b>	▲
2	801	Yellow Grosbeak	New Mexico	Jan 22-31	0%	▲
3	801	Yellow Grosbeak	New Mexico	Apr 8-14	0%	▲
4	801	Yellow Grosbeak	New Mexico	Mar 22-31	0%	▲
5	801	Yellow Grosbeak	Arizona	Jun 15-21	0%	▲
6	801	Yellow Grosbeak	Arizona	Jul 1-7	0%	▲

2015 Impatient Birder's Guide (USA Lower 48)

Species Top 10s

Row	Rank	Species	State	Date	% of Checklists	Quality
7	801	Yellow Grosbeak	New Mexico	Mar 8-14	0%	▲
8	801	Yellow Grosbeak	New Mexico	Mar 1-7	0%	▲
9	801	Yellow Grosbeak	New Mexico	Feb 22-28	0%	▲
10	801	Yellow Grosbeak	New Mexico	Feb 1-7	0%	▲
1	126	<b>Rose-breasted Grosbeak</b>	<b>Iowa</b>	<b>May 8-14</b>	<b>44%</b>	▲
2	126	Rose-breasted Grosbeak	Wisconsin	May 8-14	39%	●
3	126	Rose-breasted Grosbeak	Iowa	May 15-21	38%	▲
4	126	Rose-breasted Grosbeak	Michigan	May 8-14	38%	●
5	126	Rose-breasted Grosbeak	Wisconsin	May 15-21	37%	●
6	126	Rose-breasted Grosbeak	Michigan	May 15-21	36%	●
7	126	Rose-breasted Grosbeak	Indiana	May 1-7	35%	▲
8	126	Rose-breasted Grosbeak	Illinois	May 8-14	33%	▲
9	126	Rose-breasted Grosbeak	Indiana	May 8-14	32%	▲
10	126	Rose-breasted Grosbeak	Iowa	Jun 15-21	31%	◆
1	183	<b>Black-headed Grosbeak</b>	<b>New Mexico</b>	<b>May 8-14</b>	<b>34%</b>	▲
2	183	Black-headed Grosbeak	New Mexico	May 15-21	34%	▲
3	183	Black-headed Grosbeak	Oregon	May 15-21	33%	▲
4	183	Black-headed Grosbeak	Oregon	Jun 1-7	32%	▲
5	183	Black-headed Grosbeak	Oregon	May 22-31	32%	▲
6	183	Black-headed Grosbeak	Oregon	Jun 8-14	30%	▲
7	183	Black-headed Grosbeak	Washington	May 22-31	29%	▲
8	183	Black-headed Grosbeak	Oregon	May 8-14	29%	▲
9	183	Black-headed Grosbeak	Washington	Jun 1-7	29%	▲
10	183	Black-headed Grosbeak	Arizona	May 8-14	29%	▲
1	729	<b>Blue Bunting</b>	<b>Texas</b>	<b>Feb 22-28</b>	<b>0%</b>	●
2	729	Blue Bunting	Texas	Feb 15-21	0%	●
3	729	Blue Bunting	Texas	Dec 15-21	0%	●
4	729	Blue Bunting	Texas	Dec 8-14	0%	▲
5	729	Blue Bunting	Texas	Sep 15-21	0%	▲
6	729	Blue Bunting	Louisiana	Dec 15-21	0%	▲
7	729	Blue Bunting	Texas	Jan 22-31	0%	●
8	729	Blue Bunting	Texas	Feb 8-14	0%	●
9	729	Blue Bunting	Texas	Mar 8-14	0%	●
10	729	Blue Bunting	Texas	Mar 1-7	0%	●
1	195	<b>Blue Grosbeak</b>	<b>Delaware</b>	<b>Aug 1-7</b>	<b>30%</b>	◆
2	195	Blue Grosbeak	Delaware	Jul 22-31	26%	▲
3	195	Blue Grosbeak	Delaware	Jul 15-21	26%	◆
4	195	Blue Grosbeak	Delaware	Aug 8-14	25%	◆
5	195	Blue Grosbeak	Delaware	Aug 15-21	24%	▲
6	195	Blue Grosbeak	Delaware	Jul 8-14	24%	◆
7	195	Blue Grosbeak	Louisiana	Jul 1-7	22%	▲
8	195	Blue Grosbeak	Louisiana	Apr 22-30	22%	▲
9	195	Blue Grosbeak	Nebraska	Jul 1-7	22%	▲

**2015 Impatient Birder's Guide (USA Lower 48)**  
**Species Top 10s**

Row	Rank	Species	State	Date	% of Checklists	Quality
10	195	Blue Grosbeak	Delaware	Jun 15-21	21%	◆
<b>1</b>	<b>295</b>	<b>Lazuli Bunting</b>	<b>Utah</b>	<b>May 15-21</b>	<b>21%</b>	▲
2	295	Lazuli Bunting	Utah	May 8-14	19%	▲
3	295	Lazuli Bunting	Utah	May 22-31	19%	▲
4	295	Lazuli Bunting	Idaho	May 15-21	18%	▲
5	295	Lazuli Bunting	Utah	Jun 22-30	18%	▲
6	295	Lazuli Bunting	Utah	Jun 1-7	18%	▲
7	295	Lazuli Bunting	Utah	Jun 15-21	18%	▲
8	295	Lazuli Bunting	Utah	Jun 8-14	18%	▲
9	295	Lazuli Bunting	Idaho	May 8-14	17%	▲
10	295	Lazuli Bunting	Utah	Jul 1-7	17%	▲
<b>1</b>	<b>65</b>	<b>Indigo Bunting</b>	<b>Arkansas</b>	<b>Jun 1-7</b>	<b>57%</b>	▲
2	65	Indigo Bunting	Arkansas	Jun 15-21	54%	◆
3	65	Indigo Bunting	Arkansas	May 8-14	54%	▲
4	65	Indigo Bunting	Arkansas	Jun 8-14	54%	▲
5	65	Indigo Bunting	Missouri	Jun 22-30	52%	▲
6	65	Indigo Bunting	Arkansas	May 15-21	52%	▲
7	65	Indigo Bunting	Arkansas	May 22-31	52%	▲
8	65	Indigo Bunting	Alabama	Jun 8-14	51%	▲
9	65	Indigo Bunting	Missouri	May 22-31	51%	▲
10	65	Indigo Bunting	Missouri	Jul 15-21	51%	▲
<b>1</b>	<b>547</b>	<b>Varied Bunting</b>	<b>Arizona</b>	<b>Aug 15-21</b>	<b>6%</b>	▲
2	547	Varied Bunting	Arizona	Jul 1-7	5%	▲
3	547	Varied Bunting	Arizona	Aug 1-7	5%	▲
4	547	Varied Bunting	Arizona	Jun 22-30	4%	▲
5	547	Varied Bunting	Arizona	Aug 8-14	4%	▲
6	547	Varied Bunting	Arizona	Jun 8-14	4%	▲
7	547	Varied Bunting	Arizona	Jul 22-31	4%	▲
8	547	Varied Bunting	Arizona	Jul 8-14	4%	▲
9	547	Varied Bunting	Arizona	Jun 15-21	4%	▲
10	547	Varied Bunting	Arizona	Aug 22-31	4%	▲
<b>1</b>	<b>267</b>	<b>Painted Bunting</b>	<b>Louisiana</b>	<b>Jun 1-7</b>	<b>33%</b>	▲
2	267	Painted Bunting	Louisiana	Jun 15-21	31%	▲
3	267	Painted Bunting	Louisiana	Jul 8-14	31%	▲
4	267	Painted Bunting	Louisiana	Jun 22-30	31%	▲
5	267	Painted Bunting	Louisiana	Jul 1-7	30%	▲
6	267	Painted Bunting	Louisiana	Jun 8-14	29%	▲
7	267	Painted Bunting	Oklahoma	Jun 22-30	25%	▲
8	267	Painted Bunting	Texas	May 15-21	24%	●
9	267	Painted Bunting	Oklahoma	Jun 15-21	24%	◆
10	267	Painted Bunting	Texas	May 1-7	24%	●
<b>1</b>	<b>262</b>	<b>Dickcissel</b>	<b>Nebraska</b>	<b>Jun 22-30</b>	<b>52%</b>	▲
2	262	Dickcissel	Nebraska	Jul 1-7	49%	▲

2015 Impatient Birder's Guide (USA Lower 48)

Species Top 10s

Row	Rank	Species	State	Date	% of Checklists	Quality
3	262	Dickcissel	Nebraska	Jul 8-14	48%	▲
4	262	Dickcissel	Nebraska	Jun 15-21	43%	▲
5	262	Dickcissel	Kansas	Jun 15-21	41%	▲
6	262	Dickcissel	Nebraska	Jul 15-21	40%	▲
7	262	Dickcissel	Kansas	Jul 1-7	39%	▲
8	262	Dickcissel	Kansas	Jun 1-7	38%	▲
9	262	Dickcissel	Nebraska	Jun 1-7	38%	▲
10	262	Dickcissel	Kansas	Jul 8-14	37%	◆
1	244	<b>Bobolink</b>	<b>North Dakota</b>	<b>Jun 8-14</b>	30%	▲
2	244	Bobolink	North Dakota	Jun 15-21	27%	▲
3	244	Bobolink	North Dakota	Jun 1-7	26%	▲
4	244	Bobolink	North Dakota	Jul 1-7	25%	◆
5	244	Bobolink	North Dakota	Jun 22-30	22%	▲
6	244	Bobolink	Delaware	Sep 1-7	21%	◆
7	244	Bobolink	North Dakota	May 22-31	19%	▲
8	244	Bobolink	North Dakota	May 15-21	18%	◆
9	244	Bobolink	New Jersey	Sep 1-7	16%	▲
10	244	Bobolink	Delaware	Sep 8-14	16%	◆
1	9	<b>Red-winged Blackbird</b>	<b>Iowa</b>	<b>Jun 8-14</b>	65%	◆
2	9	Red-winged Blackbird	Iowa	Jun 22-30	65%	◆
3	9	Red-winged Blackbird	Iowa	Jun 15-21	64%	◆
4	9	Red-winged Blackbird	Iowa	Jun 1-7	62%	◆
5	9	Red-winged Blackbird	Iowa	Jul 8-14	62%	◆
6	9	Red-winged Blackbird	Ohio	May 8-14	62%	●
7	9	Red-winged Blackbird	Ohio	May 15-21	61%	●
8	9	Red-winged Blackbird	Michigan	May 1-7	61%	●
9	9	Red-winged Blackbird	Iowa	May 22-31	60%	▲
10	9	Red-winged Blackbird	Ohio	Apr 22-30	60%	●
1	477	<b>Tricolored Blackbird</b>	<b>California</b>	<b>Apr 22-30</b>	2%	●
2	477	Tricolored Blackbird	California	May 1-7	2%	●
3	477	Tricolored Blackbird	California	May 8-14	2%	●
4	477	Tricolored Blackbird	California	Jan 22-31	2%	●
5	477	Tricolored Blackbird	California	Jan 1-7	2%	●
6	477	Tricolored Blackbird	California	Feb 1-7	2%	●
7	477	Tricolored Blackbird	California	Dec 15-21	2%	●
8	477	Tricolored Blackbird	California	Feb 8-14	2%	●
9	477	Tricolored Blackbird	California	Apr 15-21	2%	●
10	477	Tricolored Blackbird	California	Nov 8-14	2%	●
1	854	<b>Tawny-shouldered Blackbird</b>	<b>Florida</b>	<b>Feb 22-28</b>	0%	●
1	104	<b>Eastern Meadowlark</b>	<b>Kansas</b>	<b>Jun 15-21</b>	29%	▲
2	104	Eastern Meadowlark	Kansas	May 22-31	28%	▲
3	104	Eastern Meadowlark	Kansas	Jun 1-7	28%	▲
4	104	Eastern Meadowlark	Kansas	Apr 8-14	28%	▲

2015 Impatient Birder's Guide (USA Lower 48)












































Species Top 10s

Row	Rank	Species	State	Date	% of Checklists	Quality
5	104	Eastern Meadowlark	Arkansas	Dec 15-21	28%	▲
6	104	Eastern Meadowlark	Kansas	Jul 1-7	27%	▲
7	104	Eastern Meadowlark	Kansas	Apr 1-7	27%	▲
8	104	Eastern Meadowlark	Louisiana	Jun 1-7	26%	▲
9	104	Eastern Meadowlark	Louisiana	Jun 8-14	26%	▲
10	104	Eastern Meadowlark	Kansas	Apr 15-21	26%	▲
1	130	<b>Western Meadowlark</b>	<b>Nebraska</b>	<b>Jun 1-7</b>	<b>57%</b>	▲
2	130	Western Meadowlark	North Dakota	Jun 1-7	56%	▲
3	130	Western Meadowlark	North Dakota	Jun 8-14	56%	▲
4	130	Western Meadowlark	Nebraska	Jun 22-30	52%	▲
5	130	Western Meadowlark	Nebraska	Jul 1-7	48%	▲
6	130	Western Meadowlark	Nebraska	Jun 8-14	48%	▲
7	130	Western Meadowlark	North Dakota	Jun 15-21	46%	▲
8	130	Western Meadowlark	North Dakota	Jun 22-30	45%	▲
9	130	Western Meadowlark	North Dakota	Jul 1-7	45%	◆
10	130	Western Meadowlark	Nebraska	Jul 8-14	45%	▲
1	256	<b>Yellow-headed Blackbird</b>	<b>North Dakota</b>	<b>Jun 8-14</b>	<b>30%</b>	▲
2	256	Yellow-headed Blackbird	North Dakota	Jun 15-21	28%	▲
3	256	Yellow-headed Blackbird	North Dakota	Jul 15-21	25%	◆
4	256	Yellow-headed Blackbird	North Dakota	Jun 1-7	25%	▲
5	256	Yellow-headed Blackbird	Utah	Apr 22-30	23%	▲
6	256	Yellow-headed Blackbird	North Dakota	Jun 22-30	23%	▲
7	256	Yellow-headed Blackbird	Utah	May 1-7	23%	▲
8	256	Yellow-headed Blackbird	Utah	May 8-14	23%	▲
9	256	Yellow-headed Blackbird	North Dakota	May 15-21	22%	◆
10	256	Yellow-headed Blackbird	Utah	May 15-21	22%	▲
1	299	<b>Rusty Blackbird</b>	<b>Arkansas</b>	<b>Dec 15-21</b>	<b>11%</b>	▲
2	299	Rusty Blackbird	Arkansas	Feb 1-7	9%	◆
3	299	Rusty Blackbird	Louisiana	Feb 8-14	7%	▲
4	299	Rusty Blackbird	Arkansas	Dec 22-31	7%	▲
5	299	Rusty Blackbird	Maine	Sep 22-30	7%	▲
6	299	Rusty Blackbird	Ohio	Apr 15-21	7%	▲
7	299	Rusty Blackbird	Arkansas	Jan 1-7	7%	▲
8	299	Rusty Blackbird	Arkansas	Mar 1-7	7%	◆
9	299	Rusty Blackbird	Ohio	Apr 8-14	7%	▲
10	299	Rusty Blackbird	Arkansas	Dec 8-14	7%	◆
1	125	<b>Brewer's Blackbird</b>	<b>Nevada</b>	<b>Jun 15-21</b>	<b>28%</b>	◆
2	125	Brewer's Blackbird	Nevada	Jun 22-30	24%	▲
3	125	Brewer's Blackbird	Nevada	May 15-21	23%	▲
4	125	Brewer's Blackbird	Nevada	Jun 8-14	23%	▲
5	125	Brewer's Blackbird	Nevada	May 22-31	22%	▲
6	125	Brewer's Blackbird	Idaho	May 15-21	22%	▲
7	125	Brewer's Blackbird	Idaho	Jul 1-7	21%	▲

























































































2015 Impatient Birder's Guide (USA Lower 48)

Species Top 10s

Row	Rank	Species	State	Date	% of Checklists	Quality
8	125	Brewer's Blackbird	Nevada	Jul 1-7	 21%	◆
9	125	Brewer's Blackbird	Oregon	May 22-31	 21%	▲
10	125	Brewer's Blackbird	Idaho	Jul 8-14	 21%	▲
1	26	<b>Common Grackle</b>	<b>Nebraska</b>	<b>May 8-14</b>	 <b>63%</b>	▲
2	26	Common Grackle	Nebraska	May 22-31	 62%	▲
3	26	Common Grackle	Nebraska	May 1-7	 61%	▲
4	26	Common Grackle	Nebraska	May 15-21	 61%	▲
5	26	Common Grackle	Nebraska	Apr 22-30	 60%	▲
6	26	Common Grackle	Nebraska	Jun 8-14	 60%	▲
7	26	Common Grackle	Washington, DC	Jun 15-21	 59%	◆
8	26	Common Grackle	Washington, DC	Jun 22-30	 58%	◆
9	26	Common Grackle	Washington, DC	Jun 8-14	 58%	◆
10	26	Common Grackle	Nebraska	Apr 15-21	 57%	▲
1	169	<b>Boat-tailed Grackle</b>	<b>Florida</b>	<b>Mar 22-31</b>	 <b>29%</b>	●
2	169	Boat-tailed Grackle	Florida	Feb 22-28	 28%	●
3	169	Boat-tailed Grackle	Florida	Apr 1-7	 28%	●
4	169	Boat-tailed Grackle	Florida	Mar 1-7	 27%	●
5	169	Boat-tailed Grackle	Florida	Mar 15-21	 27%	●
6	169	Boat-tailed Grackle	Florida	Apr 8-14	 27%	●
7	169	Boat-tailed Grackle	Florida	Mar 8-14	 27%	●
8	169	Boat-tailed Grackle	Florida	May 22-31	 26%	▲
9	169	Boat-tailed Grackle	Florida	Jan 22-31	 26%	●
10	169	Boat-tailed Grackle	Florida	May 15-21	 26%	▲
1	114	<b>Great-tailed Grackle</b>	<b>Texas</b>	<b>Apr 15-21</b>	 <b>36%</b>	●
2	114	Great-tailed Grackle	Texas	Apr 8-14	 36%	●
3	114	Great-tailed Grackle	Texas	Apr 22-30	 36%	●
4	114	Great-tailed Grackle	Texas	Nov 8-14	 35%	●
5	114	Great-tailed Grackle	Texas	May 8-14	 35%	●
6	114	Great-tailed Grackle	Texas	Apr 1-7	 35%	●
7	114	Great-tailed Grackle	Texas	Jul 1-7	 34%	▲
8	114	Great-tailed Grackle	Texas	May 22-31	 34%	●
9	114	Great-tailed Grackle	Texas	May 1-7	 34%	●
10	114	Great-tailed Grackle	Texas	Jun 8-14	 34%	▲
1	663	<b>Shiny Cowbird</b>	<b>Florida</b>	<b>Apr 22-30</b>	 <b>1%</b>	●
2	663	Shiny Cowbird	Florida	May 1-7	 1%	▲
3	663	Shiny Cowbird	Mississippi	Jun 8-14	 1%	◆
4	663	Shiny Cowbird	Alabama	May 8-14	 1%	▲
5	663	Shiny Cowbird	Florida	May 8-14	 0%	▲
6	663	Shiny Cowbird	Florida	Apr 15-21	 0%	●
7	663	Shiny Cowbird	Louisiana	Apr 22-30	 0%	▲
8	663	Shiny Cowbird	Louisiana	May 1-7	 0%	▲
9	663	Shiny Cowbird	Mississippi	Jan 1-7	 0%	◆
10	663	Shiny Cowbird	Mississippi	Jul 1-7	 0%	◆










































2015 Impatient Birder's Guide (USA Lower 48)

Species Top 10s

Row	Rank	Species	State	Date	% of Checklists	Quality
1	420	<b>Bronzed Cowbird</b>	<b>Louisiana</b>	<b>Apr 15-21</b>	 7%	
2	420	Bronzed Cowbird	Texas	May 22-31	 7%	
3	420	Bronzed Cowbird	Texas	May 15-21	 6%	
4	420	Bronzed Cowbird	Texas	Apr 22-30	 6%	
5	420	Bronzed Cowbird	Texas	Jun 22-30	 6%	
6	420	Bronzed Cowbird	Louisiana	Jun 22-30	 6%	
7	420	Bronzed Cowbird	Texas	May 1-7	 6%	
8	420	Bronzed Cowbird	Texas	Jul 15-21	 6%	
9	420	Bronzed Cowbird	Texas	Jul 1-7	 6%	
10	420	Bronzed Cowbird	Texas	May 8-14	 6%	
1	35	<b>Brown-headed Cowbird</b>	<b>Indiana</b>	<b>Apr 15-21</b>	 52%	
2	35	Brown-headed Cowbird	Indiana	Apr 22-30	 51%	
3	35	Brown-headed Cowbird	Indiana	May 8-14	 51%	
4	35	Brown-headed Cowbird	Nebraska	Jun 1-7	 51%	
5	35	Brown-headed Cowbird	Louisiana	Jun 1-7	 50%	
6	35	Brown-headed Cowbird	Nebraska	Jun 22-30	 50%	
7	35	Brown-headed Cowbird	Indiana	May 1-7	 50%	
8	35	Brown-headed Cowbird	Nebraska	May 1-7	 50%	
9	35	Brown-headed Cowbird	Indiana	Jun 1-7	 49%	
10	35	Brown-headed Cowbird	Nebraska	Jun 15-21	 49%	
1	722	<b>Black-vented Oriole</b>	<b>Texas</b>	<b>Jan 1-7</b>	 0%	
2	722	Black-vented Oriole	Texas	Aug 8-14	 0%	
3	722	Black-vented Oriole	Texas	Jul 8-14	 0%	
4	722	Black-vented Oriole	Texas	Oct 22-31	 0%	
5	722	Black-vented Oriole	Texas	Sep 1-7	 0%	
6	722	Black-vented Oriole	Texas	Aug 22-31	 0%	
7	722	Black-vented Oriole	Texas	Aug 15-21	 0%	
8	722	Black-vented Oriole	Texas	Jan 8-14	 0%	
9	722	Black-vented Oriole	Texas	Mar 1-7	 0%	
10	722	Black-vented Oriole	Texas	Dec 22-31	 0%	
1	186	<b>Orchard Oriole</b>	<b>Louisiana</b>	<b>Jun 1-7</b>	 38%	
2	186	Orchard Oriole	Nebraska	Jun 1-7	 36%	
3	186	Orchard Oriole	Louisiana	Jun 8-14	 36%	
4	186	Orchard Oriole	Nebraska	May 22-31	 35%	
5	186	Orchard Oriole	Louisiana	Jun 15-21	 35%	
6	186	Orchard Oriole	Nebraska	Jun 15-21	 35%	
7	186	Orchard Oriole	Nebraska	Jul 8-14	 33%	
8	186	Orchard Oriole	Nebraska	Jul 1-7	 33%	
9	186	Orchard Oriole	Louisiana	Apr 22-30	 33%	
10	186	Orchard Oriole	Louisiana	Jul 1-7	 31%	
1	349	<b>Hooded Oriole</b>	<b>California</b>	<b>May 1-7</b>	 9%	
2	349	Hooded Oriole	California	Apr 22-30	 9%	
3	349	Hooded Oriole	California	May 8-14	 9%	

2015 Impatient Birder's Guide (USA Lower 48)

Species Top 10s

Row	Rank	Species	State	Date	% of Checklists	Quality
4	349	Hooded Oriole	California	Apr 8-14	 9%	●
5	349	Hooded Oriole	California	May 15-21	 9%	●
6	349	Hooded Oriole	Arizona	May 8-14	 8%	▲
7	349	Hooded Oriole	California	Apr 15-21	 8%	●
8	349	Hooded Oriole	California	Jul 15-21	 8%	●
9	349	Hooded Oriole	Arizona	Jul 8-14	 8%	▲
10	349	Hooded Oriole	California	Jul 22-31	 8%	●
1	662	<b>Streak-backed Oriole</b>	<b>Utah</b>	<b>Jan 1-7</b>	<b>0%</b>	▲
2	662	Streak-backed Oriole	Colorado	Dec 8-14	 0%	▲
3	662	Streak-backed Oriole	Utah	Jan 15-21	 0%	▲
4	662	Streak-backed Oriole	Arizona	Jun 8-14	 0%	▲
5	662	Streak-backed Oriole	Utah	Jan 8-14	 0%	▲
6	662	Streak-backed Oriole	New Mexico	Mar 15-21	 0%	▲
7	662	Streak-backed Oriole	Arizona	Jan 22-31	 0%	▲
8	662	Streak-backed Oriole	Arizona	Dec 8-14	 0%	▲
9	662	Streak-backed Oriole	New Mexico	Nov 8-14	 0%	▲
10	662	Streak-backed Oriole	Colorado	Dec 15-21	 0%	▲
1	237	<b>Bullock's Oriole</b>	<b>Nevada</b>	<b>May 15-21</b>	 <b>33%</b>	▲
2	237	Bullock's Oriole	Nevada	May 8-14	 31%	▲
3	237	Bullock's Oriole	Nevada	May 22-31	 28%	▲
4	237	Bullock's Oriole	Colorado	May 22-31	 27%	▲
5	237	Bullock's Oriole	Colorado	May 15-21	 26%	▲
6	237	Bullock's Oriole	Utah	May 15-21	 26%	▲
7	237	Bullock's Oriole	Utah	May 22-31	 25%	▲
8	237	Bullock's Oriole	New Mexico	May 15-21	 24%	▲
9	237	Bullock's Oriole	Nevada	May 1-7	 23%	◆
10	237	Bullock's Oriole	Colorado	May 8-14	 23%	▲
1	628	<b>Spot-breasted Oriole</b>	<b>Florida</b>	<b>Jul 8-14</b>	<b>1%</b>	▲
2	628	Spot-breasted Oriole	Florida	Aug 1-7	 1%	▲
3	628	Spot-breasted Oriole	Florida	May 1-7	 1%	▲
4	628	Spot-breasted Oriole	Florida	Jul 22-31	 1%	▲
5	628	Spot-breasted Oriole	Florida	Oct 22-31	 1%	▲
6	628	Spot-breasted Oriole	Florida	Sep 8-14	 1%	▲
7	628	Spot-breasted Oriole	Florida	Oct 8-14	 0%	▲
8	628	Spot-breasted Oriole	Florida	May 8-14	 0%	▲
9	628	Spot-breasted Oriole	Florida	Apr 22-30	 0%	●
10	628	Spot-breasted Oriole	Florida	Aug 8-14	 0%	▲
1	490	<b>Altamira Oriole</b>	<b>Texas</b>	<b>Nov 8-14</b>	 <b>5%</b>	●
2	490	Altamira Oriole	Texas	Feb 22-28	 3%	●
3	490	Altamira Oriole	Texas	Jan 15-21	 3%	●
4	490	Altamira Oriole	Texas	Mar 1-7	 3%	●
5	490	Altamira Oriole	Texas	Nov 1-7	 3%	●
6	490	Altamira Oriole	Texas	Feb 8-14	 3%	●

2015 Impatient Birder's Guide (USA Lower 48)

Species Top 10s

Row	Rank	Species	State	Date	% of Checklists	Quality
7	490	Altamira Oriole	Texas	Jan 22-31	3%	●
8	490	Altamira Oriole	Texas	Feb 1-7	3%	●
9	490	Altamira Oriole	Texas	Jan 8-14	3%	●
10	490	Altamira Oriole	Texas	Mar 8-14	3%	●
1	568	<b>Audubon's Oriole</b>	<b>Texas</b>	<b>Feb 8-14</b>	<b>1%</b>	●
2	568	Audubon's Oriole	Texas	Nov 8-14	1%	●
3	568	Audubon's Oriole	Texas	Feb 1-7	1%	●
4	568	Audubon's Oriole	Texas	Feb 22-28	1%	●
5	568	Audubon's Oriole	Texas	Jan 15-21	1%	●
6	568	Audubon's Oriole	Texas	Mar 8-14	1%	●
7	568	Audubon's Oriole	Texas	Jan 22-31	1%	●
8	568	Audubon's Oriole	Texas	Mar 1-7	1%	●
9	568	Audubon's Oriole	Texas	Jan 8-14	1%	●
10	568	Audubon's Oriole	Texas	Feb 15-21	1%	●
1	81	<b>Baltimore Oriole</b>	<b>Iowa</b>	<b>May 15-21</b>	<b>51%</b>	▲
2	81	Baltimore Oriole	Iowa	May 8-14	50%	▲
3	81	Baltimore Oriole	Massachusetts	May 15-21	50%	●
4	81	Baltimore Oriole	Massachusetts	May 8-14	50%	●
5	81	Baltimore Oriole	Ohio	May 8-14	48%	●
6	81	Baltimore Oriole	Kansas	May 8-14	48%	▲
7	81	Baltimore Oriole	Ohio	May 15-21	47%	●
8	81	Baltimore Oriole	Wisconsin	May 15-21	46%	●
9	81	Baltimore Oriole	Wisconsin	May 8-14	45%	●
10	81	Baltimore Oriole	Nebraska	May 15-21	45%	▲
1	458	<b>Scott's Oriole</b>	<b>Arizona</b>	<b>Apr 22-30</b>	<b>7%</b>	●
2	458	Scott's Oriole	Arizona	Apr 8-14	7%	▲
3	458	Scott's Oriole	Arizona	Apr 15-21	7%	▲
4	458	Scott's Oriole	Arizona	Apr 1-7	6%	▲
5	458	Scott's Oriole	Arizona	May 8-14	6%	▲
6	458	Scott's Oriole	Arizona	May 15-21	6%	▲
7	458	Scott's Oriole	Arizona	May 1-7	6%	▲
8	458	Scott's Oriole	Arizona	May 22-31	6%	▲
9	458	Scott's Oriole	Arizona	Jun 1-7	6%	▲
10	458	Scott's Oriole	Arizona	Jun 15-21	5%	▲
1	740	<b>Common Chaffinch</b>	<b>New Jersey</b>	<b>Jan 1-7</b>	<b>0%</b>	▲
2	740	Common Chaffinch	New Jersey	Jan 15-21	0%	▲
3	740	Common Chaffinch	New Jersey	Jan 8-14	0%	▲
4	740	Common Chaffinch	Massachusetts	Dec 1-7	0%	▲
5	740	Common Chaffinch	Massachusetts	Dec 8-14	0%	▲
6	740	Common Chaffinch	Massachusetts	Apr 1-7	0%	▲
7	740	Common Chaffinch	Maine	Apr 1-7	0%	▲
8	740	Common Chaffinch	Massachusetts	Dec 15-21	0%	▲
9	740	Common Chaffinch	Massachusetts	Jan 22-31	0%	▲

2015 Impatient Birder's Guide (USA Lower 48)

Species Top 10s

Row	Rank	Species	State	Date	% of Checklists	Quality
10	740	Common Chaffinch	Massachusetts	Dec 22-31	0%	▲
1	675	<b>Brambling</b>	<b>Washington</b>	<b>Nov 1-7</b>	<b>1%</b>	▲
2	675	Brambling	Colorado	Nov 15-21	1%	▲
3	675	Brambling	Wyoming	Nov 22-30	1%	◆
4	675	Brambling	Colorado	Nov 22-30	0%	▲
5	675	Brambling	Idaho	Feb 22-28	0%	▲
6	675	Brambling	Idaho	Feb 15-21	0%	▲
7	675	Brambling	Oregon	Jan 8-14	0%	▲
8	675	Brambling	Nebraska	Dec 22-31	0%	▲
9	675	Brambling	Oregon	Jan 15-21	0%	▲
10	675	Brambling	California	Jan 8-14	0%	●
1	554	<b>Gray-crowned Rosy-Finch</b>	<b>Wyoming</b>	<b>Feb 15-21</b>	<b>6%</b>	◆
2	554	Gray-crowned Rosy-Finch	Wyoming	Dec 22-31	5%	◆
3	554	Gray-crowned Rosy-Finch	Wyoming	Dec 15-21	5%	◆
4	554	Gray-crowned Rosy-Finch	Wyoming	Nov 8-14	5%	◆
5	554	Gray-crowned Rosy-Finch	Wyoming	Dec 8-14	5%	◆
6	554	Gray-crowned Rosy-Finch	Wyoming	Dec 1-7	4%	◆
7	554	Gray-crowned Rosy-Finch	Wyoming	Nov 15-21	4%	◆
8	554	Gray-crowned Rosy-Finch	Wyoming	Mar 1-7	3%	◆
9	554	Gray-crowned Rosy-Finch	Wyoming	Jan 15-21	3%	◆
10	554	Gray-crowned Rosy-Finch	Colorado	Dec 22-31	2%	▲
1	614	<b>Black Rosy-Finch</b>	<b>New Mexico</b>	<b>Jan 15-21</b>	<b>3%</b>	▲
2	614	Black Rosy-Finch	New Mexico	Jan 8-14	2%	▲
3	614	Black Rosy-Finch	Wyoming	Dec 22-31	2%	◆
4	614	Black Rosy-Finch	Nevada	Jul 22-31	2%	◆
5	614	Black Rosy-Finch	New Mexico	Nov 22-30	2%	▲
6	614	Black Rosy-Finch	New Mexico	Dec 8-14	2%	▲
7	614	Black Rosy-Finch	New Mexico	Jan 22-31	2%	▲
8	614	Black Rosy-Finch	Wyoming	Jan 15-21	2%	◆
9	614	Black Rosy-Finch	New Mexico	Mar 1-7	2%	▲
10	614	Black Rosy-Finch	New Mexico	Dec 1-7	1%	▲
1	611	<b>Brown-capped Rosy-Finch</b>	<b>New Mexico</b>	<b>Jan 15-21</b>	<b>2%</b>	▲
2	611	Brown-capped Rosy-Finch	New Mexico	Jan 8-14	2%	▲
3	611	Brown-capped Rosy-Finch	Colorado	Feb 1-7	2%	▲
4	611	Brown-capped Rosy-Finch	Colorado	Feb 8-14	2%	▲
5	611	Brown-capped Rosy-Finch	New Mexico	Dec 8-14	2%	▲
6	611	Brown-capped Rosy-Finch	New Mexico	Jan 22-31	2%	▲
7	611	Brown-capped Rosy-Finch	Colorado	Jan 15-21	1%	▲
8	611	Brown-capped Rosy-Finch	New Mexico	Dec 22-31	1%	▲
9	611	Brown-capped Rosy-Finch	New Mexico	Feb 1-7	1%	▲
10	611	Brown-capped Rosy-Finch	New Mexico	Mar 1-7	1%	▲
1	465	<b>Pine Grosbeak</b>	<b>Minnesota</b>	<b>Feb 15-21</b>	<b>7%</b>	▲
2	465	Pine Grosbeak	Minnesota	Feb 8-14	5%	▲

2015 Impatient Birder's Guide (USA Lower 48)

Species Top 10s

Row	Rank	Species	State	Date	% of Checklists	Quality
3	465	Pine Grosbeak	Minnesota	Feb 1-7	5%	▲
4	465	Pine Grosbeak	Maine	Nov 15-21	4%	▲
5	465	Pine Grosbeak	Vermont	Nov 15-21	4%	▲
6	465	Pine Grosbeak	Minnesota	Jan 15-21	4%	▲
7	465	Pine Grosbeak	Minnesota	Jan 22-31	4%	▲
8	465	Pine Grosbeak	North Dakota	Dec 15-21	4%	◆
9	465	Pine Grosbeak	Minnesota	Feb 22-28	4%	▲
10	465	Pine Grosbeak	Utah	Jul 8-14	4%	▲
1	881	<b>Common Rosefinch</b>	<b>California</b>	<b>Sep 22-30</b>	<b>0%</b>	●
1	12	<b>House Finch</b>	<b>New Mexico</b>	<b>Feb 15-21</b>	<b>50%</b>	▲
2	12	House Finch	New Mexico	Dec 15-21	49%	▲
3	12	House Finch	New Mexico	May 8-14	48%	▲
4	12	House Finch	New Mexico	Oct 15-21	48%	▲
5	12	House Finch	New Mexico	Nov 1-7	47%	▲
6	12	House Finch	Arizona	Feb 15-21	47%	▲
7	12	House Finch	New Mexico	Apr 22-30	47%	▲
8	12	House Finch	New Mexico	May 1-7	47%	▲
9	12	House Finch	New Mexico	Oct 8-14	47%	▲
10	12	House Finch	California	Apr 8-14	47%	●
1	121	<b>Purple Finch</b>	<b>New Hampshire</b>	<b>Jun 15-21</b>	<b>24%</b>	▲
2	121	Purple Finch	New Hampshire	Jul 1-7	22%	▲
3	121	Purple Finch	Maine	May 1-7	21%	▲
4	121	Purple Finch	New Hampshire	Jun 22-30	21%	▲
5	121	Purple Finch	New Hampshire	Jun 8-14	21%	▲
6	121	Purple Finch	Maine	Apr 22-30	19%	▲
7	121	Purple Finch	New Hampshire	Jun 1-7	19%	▲
8	121	Purple Finch	New Hampshire	Jul 8-14	19%	▲
9	121	Purple Finch	Maine	May 8-14	19%	▲
10	121	Purple Finch	New Hampshire	Oct 15-21	19%	▲
1	353	<b>Cassin's Finch</b>	<b>Nevada</b>	<b>Jul 1-7</b>	<b>18%</b>	◆
2	353	Cassin's Finch	Nevada	Jun 22-30	14%	▲
3	353	Cassin's Finch	Utah	Jun 22-30	13%	▲
4	353	Cassin's Finch	Nevada	Jun 15-21	13%	◆
5	353	Cassin's Finch	Utah	Jul 8-14	12%	▲
6	353	Cassin's Finch	Idaho	May 1-7	12%	▲
7	353	Cassin's Finch	Utah	Jul 1-7	12%	▲
8	353	Cassin's Finch	Nevada	Jul 8-14	12%	◆
9	353	Cassin's Finch	Nevada	Jul 15-21	11%	◆
10	353	Cassin's Finch	Montana	Jul 22-31	11%	▲
1	328	<b>Red Crossbill</b>	<b>Montana</b>	<b>Jul 15-21</b>	<b>8%</b>	▲
2	328	Red Crossbill	Idaho	Aug 1-7	8%	▲
3	328	Red Crossbill	Washington	Aug 15-21	8%	▲
4	328	Red Crossbill	Washington	Aug 1-7	8%	▲



2015 Impatient Birder's Guide (USA Lower 48)

Species Top 10s

Row	Rank	Species	State	Date	% of Checklists	Quality
5	328	Red Crossbill	Montana	Jul 22-31	8%	▲
6	328	Red Crossbill	Montana	Jul 1-7	8%	▲
7	328	Red Crossbill	Oregon	Aug 15-21	8%	▲
8	328	Red Crossbill	South Dakota	Jun 8-14	8%	◆
9	328	Red Crossbill	Oregon	Jul 22-31	7%	▲
10	328	Red Crossbill	Montana	Aug 22-31	7%	▲
<b>1</b>	<b>466</b>	<b>White-winged Crossbill</b>	<b>North Dakota</b>	<b>Dec 22-31</b>	<b>5%</b>	◆
2	466	White-winged Crossbill	North Dakota	Jan 15-21	3%	◆
3	466	White-winged Crossbill	Wisconsin	Jan 22-31	3%	▲
4	466	White-winged Crossbill	Rhode Island	Nov 15-21	3%	◆
5	466	White-winged Crossbill	North Dakota	Feb 22-28	3%	◆
6	466	White-winged Crossbill	Massachusetts	Nov 15-21	3%	▲
7	466	White-winged Crossbill	Maine	Nov 1-7	3%	▲
8	466	White-winged Crossbill	Maine	Dec 15-21	3%	▲
9	466	White-winged Crossbill	Maine	Nov 15-21	3%	▲
10	466	White-winged Crossbill	North Dakota	Dec 15-21	3%	◆
<b>1</b>	<b>320</b>	<b>Common Redpoll</b>	<b>North Dakota</b>	<b>Feb 15-21</b>	<b>35%</b>	◆
2	320	Common Redpoll	North Dakota	Jan 15-21	26%	◆
3	320	Common Redpoll	North Dakota	Feb 22-28	26%	◆
4	320	Common Redpoll	North Dakota	Jan 8-14	25%	◆
5	320	Common Redpoll	North Dakota	Jan 22-31	24%	◆
6	320	Common Redpoll	North Dakota	Mar 1-7	18%	◆
7	320	Common Redpoll	North Dakota	Dec 22-31	18%	◆
8	320	Common Redpoll	North Dakota	Feb 8-14	18%	◆
9	320	Common Redpoll	North Dakota	Dec 15-21	18%	◆
10	320	Common Redpoll	North Dakota	Apr 1-7	17%	◆
<b>1</b>	<b>581</b>	<b>Hoary Redpoll</b>	<b>North Dakota</b>	<b>Jan 15-21</b>	<b>11%</b>	◆
2	581	Hoary Redpoll	North Dakota	Feb 22-28	10%	◆
3	581	Hoary Redpoll	North Dakota	Feb 1-7	9%	◆
4	581	Hoary Redpoll	North Dakota	Jan 22-31	9%	◆
5	581	Hoary Redpoll	North Dakota	Mar 1-7	8%	◆
6	581	Hoary Redpoll	North Dakota	Jan 8-14	8%	◆
7	581	Hoary Redpoll	North Dakota	Feb 15-21	7%	◆
8	581	Hoary Redpoll	North Dakota	Mar 8-14	7%	◆
9	581	Hoary Redpoll	North Dakota	Feb 8-14	7%	◆
10	581	Hoary Redpoll	North Dakota	Apr 1-7	5%	◆
<b>1</b>	<b>893</b>	<b>Eurasian Siskin</b>	<b>Maine</b>	<b>Jan 22-31</b>	<b>0%</b>	▲
<b>1</b>	<b>105</b>	<b>Pine Siskin</b>	<b>Montana</b>	<b>Jul 15-21</b>	<b>27%</b>	▲
2	105	Pine Siskin	Montana	Jul 22-31	26%	▲
3	105	Pine Siskin	Montana	Jul 8-14	25%	▲
4	105	Pine Siskin	Montana	Jul 1-7	24%	▲
5	105	Pine Siskin	Montana	Sep 1-7	23%	▲
6	105	Pine Siskin	Montana	Aug 22-31	23%	▲







































2015 Impatient Birder's Guide (USA Lower 48)

Species Top 10s

Row	Rank	Species	State	Date	% of Checklists	Quality
7	105	Pine Siskin	New Mexico	Oct 15-21	22%	▲
8	105	Pine Siskin	Montana	Aug 1-7	22%	▲
9	105	Pine Siskin	New Mexico	May 8-14	22%	▲
10	105	Pine Siskin	Montana	Aug 8-14	22%	▲
1	84	<b>Lesser Goldfinch</b>	<b>Arizona</b>	<b>Sep 1-7</b>	<b>39%</b>	▲
2	84	Lesser Goldfinch	Arizona	Aug 22-31	38%	▲
3	84	Lesser Goldfinch	Arizona	Aug 15-21	37%	▲
4	84	Lesser Goldfinch	Arizona	Mar 22-31	37%	▲
5	84	Lesser Goldfinch	Arizona	Sep 8-14	37%	▲
6	84	Lesser Goldfinch	Arizona	Apr 1-7	35%	▲
7	84	Lesser Goldfinch	Arizona	Mar 15-21	35%	▲
8	84	Lesser Goldfinch	Arizona	Sep 15-21	35%	▲
9	84	Lesser Goldfinch	New Mexico	Sep 8-14	35%	▲
10	84	Lesser Goldfinch	Arizona	Aug 8-14	35%	▲
1	467	<b>Lawrence's Goldfinch</b>	<b>California</b>	<b>Apr 22-30</b>	<b>4%</b>	●
2	467	Lawrence's Goldfinch	California	May 8-14	3%	●
3	467	Lawrence's Goldfinch	California	May 15-21	3%	●
4	467	Lawrence's Goldfinch	California	Apr 15-21	3%	●
5	467	Lawrence's Goldfinch	California	May 22-31	3%	●
6	467	Lawrence's Goldfinch	California	Apr 8-14	3%	●
7	467	Lawrence's Goldfinch	California	May 1-7	3%	●
8	467	Lawrence's Goldfinch	California	Jun 8-14	3%	●
9	467	Lawrence's Goldfinch	California	Jun 1-7	3%	●
10	467	Lawrence's Goldfinch	California	Apr 1-7	3%	●
1	7	<b>American Goldfinch</b>	<b>Iowa</b>	<b>Aug 15-21</b>	<b>65%</b>	◆
2	7	American Goldfinch	Wisconsin	Jul 15-21	65%	▲
3	7	American Goldfinch	Wisconsin	Aug 1-7	65%	▲
4	7	American Goldfinch	Indiana	Aug 15-21	64%	▲
5	7	American Goldfinch	Wisconsin	Aug 8-14	64%	▲
6	7	American Goldfinch	Indiana	Aug 1-7	64%	▲
7	7	American Goldfinch	Indiana	Aug 22-31	64%	▲
8	7	American Goldfinch	Wisconsin	Jul 22-31	63%	▲
9	7	American Goldfinch	Iowa	Aug 8-14	63%	◆
10	7	American Goldfinch	Wisconsin	Aug 15-21	63%	▲
1	759	<b>Oriental Greenfinch</b>	<b>California</b>	<b>Mar 8-14</b>	<b>0%</b>	●
2	759	Oriental Greenfinch	California	Jan 1-7	0%	●
3	759	Oriental Greenfinch	California	Dec 22-31	0%	●
4	759	Oriental Greenfinch	California	Dec 1-7	0%	●
5	759	Oriental Greenfinch	California	Dec 15-21	0%	●
6	759	Oriental Greenfinch	California	Jan 22-31	0%	●
7	759	Oriental Greenfinch	California	Feb 15-21	0%	●
1	314	<b>Evening Grosbeak</b>	<b>Oregon</b>	<b>May 8-14</b>	<b>16%</b>	▲
2	314	Evening Grosbeak	Oregon	May 1-7	15%	▲

2015 Impatient Birder's Guide (USA Lower 48)

Species Top 10s

Row	Rank	Species	State	Date	% of Checklists	Quality
3	314	Evening Grosbeak	Oregon	May 15-21	 13%	▲
4	314	Evening Grosbeak	Montana	May 15-21	 13%	▲
5	314	Evening Grosbeak	Montana	May 8-14	 11%	▲
6	314	Evening Grosbeak	Oregon	Apr 22-30	 11%	▲
7	314	Evening Grosbeak	Washington	May 15-21	 10%	▲
8	314	Evening Grosbeak	Montana	Jun 8-14	 10%	▲
9	314	Evening Grosbeak	Montana	May 22-31	 10%	▲
10	314	Evening Grosbeak	Montana	Jun 1-7	 10%	▲
1	14	<b>House Sparrow</b>	<b>Washington, DC</b>	<b>Jun 22-30</b>	 59%	◆
2	14	House Sparrow	Washington, DC	Jul 8-14	 55%	◆
3	14	House Sparrow	Washington, DC	May 8-14	 55%	▲
4	14	House Sparrow	Washington, DC	Jun 15-21	 54%	◆
5	14	House Sparrow	Washington, DC	May 1-7	 54%	▲
6	14	House Sparrow	Washington, DC	Jul 15-21	 54%	◆
7	14	House Sparrow	Washington, DC	May 22-31	 53%	◆
8	14	House Sparrow	Washington, DC	May 15-21	 53%	◆
9	14	House Sparrow	Washington, DC	Apr 22-30	 53%	◆
10	14	House Sparrow	Washington, DC	Jun 8-14	 52%	◆
1	524	<b>Eurasian Tree Sparrow</b>	<b>Missouri</b>	<b>Feb 15-21</b>	 5%	▲
2	524	Eurasian Tree Sparrow	Missouri	Dec 22-31	 4%	▲
3	524	Eurasian Tree Sparrow	Missouri	Dec 8-14	 4%	▲
4	524	Eurasian Tree Sparrow	Missouri	Jan 1-7	 4%	▲
5	524	Eurasian Tree Sparrow	Missouri	Feb 8-14	 4%	▲
6	524	Eurasian Tree Sparrow	Missouri	Dec 1-7	 4%	▲
7	524	Eurasian Tree Sparrow	Iowa	Dec 15-21	 4%	◆
8	524	Eurasian Tree Sparrow	Missouri	Dec 15-21	 4%	▲
9	524	Eurasian Tree Sparrow	Missouri	Jul 15-21	 4%	▲
10	524	Eurasian Tree Sparrow	Missouri	Apr 1-7	 3%	▲
1	491	<b>Scaly-breasted Munia</b>	<b>California</b>	<b>Sep 15-21</b>	 2%	●
2	491	Scaly-breasted Munia	California	Oct 1-7	 2%	●
3	491	Scaly-breasted Munia	California	Sep 8-14	 2%	●
4	491	Scaly-breasted Munia	California	Oct 8-14	 2%	●
5	491	Scaly-breasted Munia	California	Sep 22-30	 2%	●
6	491	Scaly-breasted Munia	California	Sep 1-7	 2%	●
7	491	Scaly-breasted Munia	California	Oct 22-31	 2%	●
8	491	Scaly-breasted Munia	California	Oct 15-21	 2%	●
9	491	Scaly-breasted Munia	California	Aug 22-31	 2%	●
10	491	Scaly-breasted Munia	California	Nov 1-7	 2%	●

**Row** - 1 to 10 where 1 is best; less than 10 rows indicates fewer than 10 checklists in eBird

**Rank** - Lower 48 rank; lower #'s indicate species is more commonly reported in eBird  
(green is widely reported; gray is moderately reported; red is rarely reported)

**Species** - common names using American Birding Association's taxonomy

2015 Impatient Birder's Guide (USA Lower 48)

Species Top 10s

Row	Rank	Species	State	Date	% of Checklists	Quality
-----	------	---------	-------	------	-----------------	---------

**State** - State name

**Date** - date range

**% of Checklists** - same as eBird's Frequency of Checklists; the number of positive checklists (checklists with one or more individuals of this species) divided by total number of checklists for the specified State and Date combination

**Quality** - quality of the information based on the number of checklists submitted for this State and Date combination (green dot is a high number of checklists greater than 80th percentile; yellow triangle is a normal number of checklists and is the bulk of average data in the 20th-80th percentile; and red diamond is an abnormally low number of checklists and may indicate less trustworthy data in the bottom 20th percentile)

*eBird. 2012. eBird: An online database of bird distribution and abundance [web application]. eBird, Ithaca, New York. Available: <http://www.ebird.org>. (Accessed: June 11-18, 2015)*

*Compiled by Greg Miller - August 7, 2015*